

B. W. SUTHERLEN.
Barrel-Hoop.

No. 163,543.

Patented May 18, 1875.

Fig. 1.




Fig. 2.





Fig. 3.



WITNESSES

Robert Everett,
George C. Upham.

BY

Benjamin W. Sutherlen,
Chipman Hosmer & Co.

ATTORNEYS

UNITED STATES PATENT OFFICE.

BENJAMIN W. SUTHERLEN, OF FILLMORE, MINNESOTA.

IMPROVEMENT IN BARREL-HOOPS.

Specification forming part of Letters Patent No. **163,543**, dated May 18, 1875; application filed May 29, 1874.

To all whom it may concern:

Be it known that I, BENJAMIN W. SUTHERLEN, of Fillmore, in the county of Fillmore and State of Minnesota, have invented a new and valuable Improvement in Barrel-Hoops; and I do hereby declare that the following is a full, clear, and exact description of the construction and operation of the same, reference being had to the annexed drawings, making a part of this specification, and to the letters and figures of reference marked thereon.

Figures 1 and 2 are plan views of my improved barrel-hoop, and Fig. 3 is a sectional view of the same.

My invention relates to an improved means of attaching together the ends of the hoops of barrels or other similar vessels; and it consists in the employment of a hoop sawed to conform with the bilge of the barrel, and provided with tapering ends, around which a metal strap is lapped, the ends of the strap being bent downward and driven into the hoop, and wrought-nails being also employed in connection therewith, which are driven through the hoop, and twice through the strap, and are then clinched into the hoop.

In the accompanying drawings, A is the hoop of a barrel or other similar vessel, beveled transversely, in the usual manner, to conform with the bilge of the barrel, and provided with tapering ends. In joining the ends of the hoops together, they are first made to overlap each other, when pieces of the strap B are

lapped around the ends, the length of the overlapping strap being less than the transverse section of the hoop. The ends *b b* of the strap (see Fig. 3) are bent downward and driven into the inner face of the hoop, thus securing them together.

In order to render the fastening still more secure, wrought-nails are driven through the hoop, and are made to pass twice through the strap, and they are then clinched into the inner face of the hoop.

I am aware that the ends of hoops have heretofore been fastened together by means of pieces of strap-iron surrounding said hoops, and secured by means of wrought-nails, and I therefore lay no claim, broadly, to such construction or means of fastening together the ends of the hoop; but

What I do claim as new, and desire to secure by Letters Patent, is—

The beveled hoop A, having tapering ends, and secured together by the strap B, having its ends *b b* bent or inclined and driven into the face of the hoop, and wrought-nails *a a* passing twice through the strap, and clinched into the hoop, as herein set forth.

In testimony that I claim the above I have hereunto subscribed my name in the presence of two witnesses.

BENJAMIN WASHINGTON SUTHERLEN.

Witnesses:

MARCUS ROBBINS,
P. M. MOSHER.