

A. L. JONES.

Blank for Corrugated Paper-Boxes.

No. 163,379.

Patented May 18, 1875.

Fig. 1

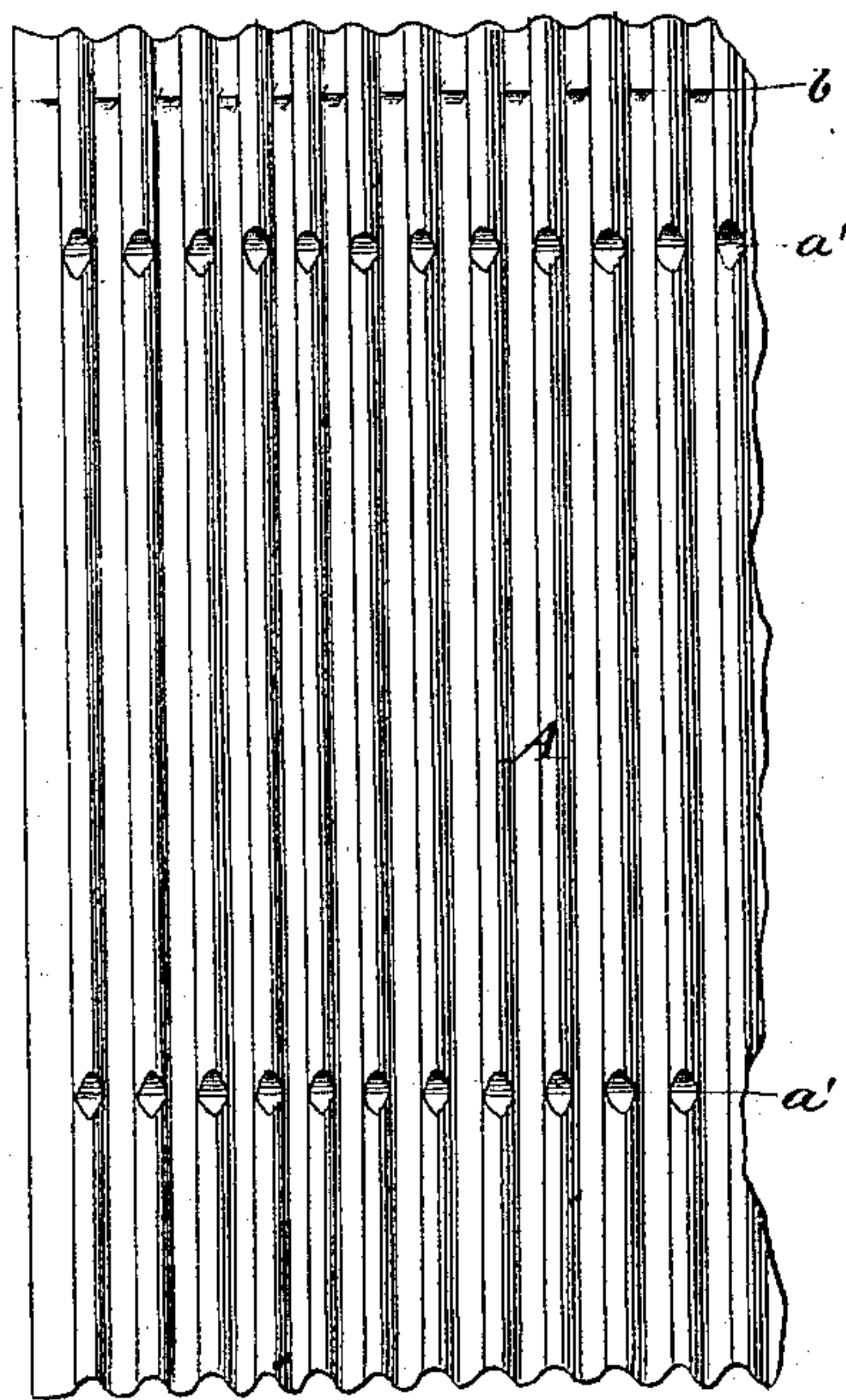


Fig. 2

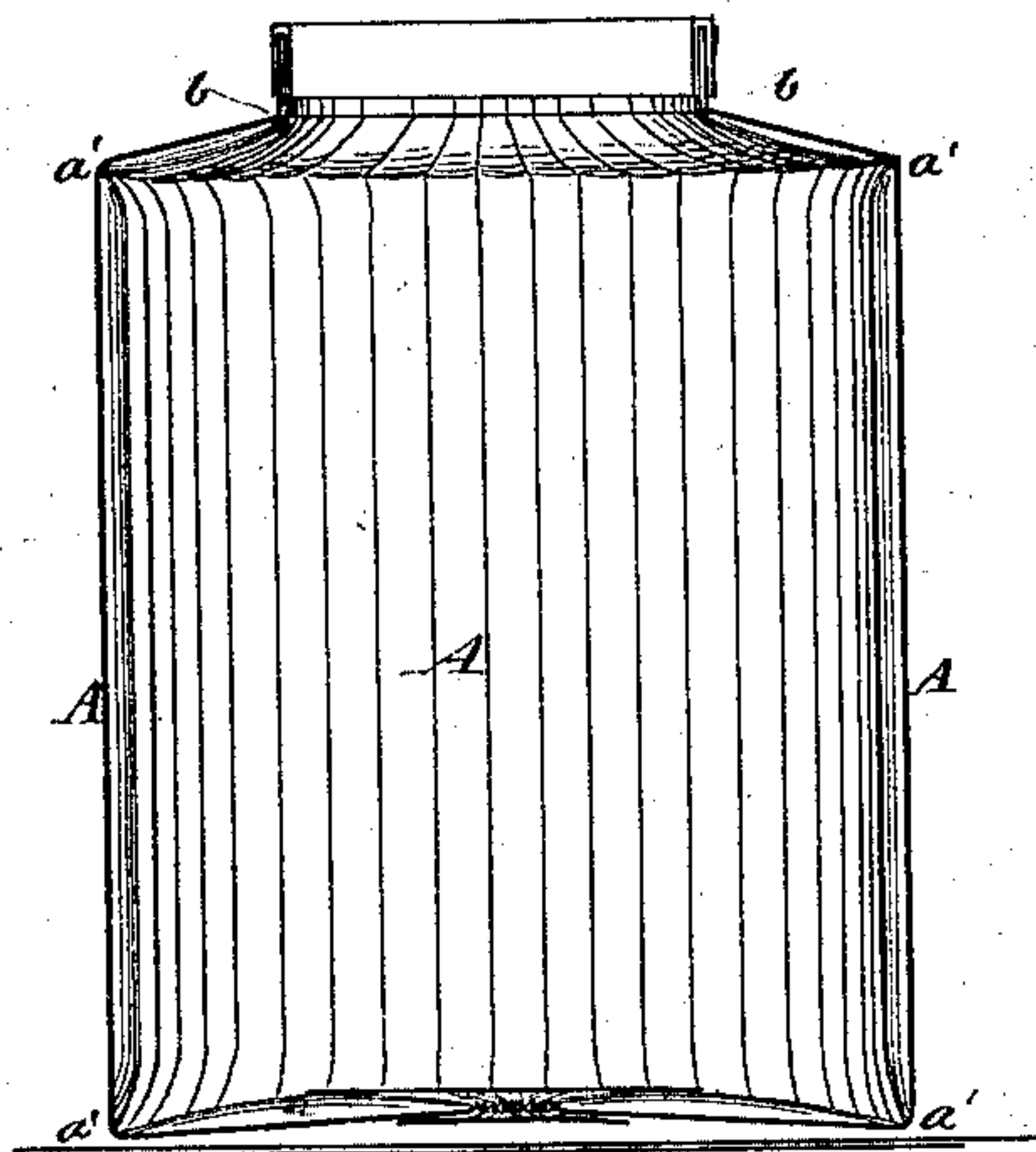


Fig. 3

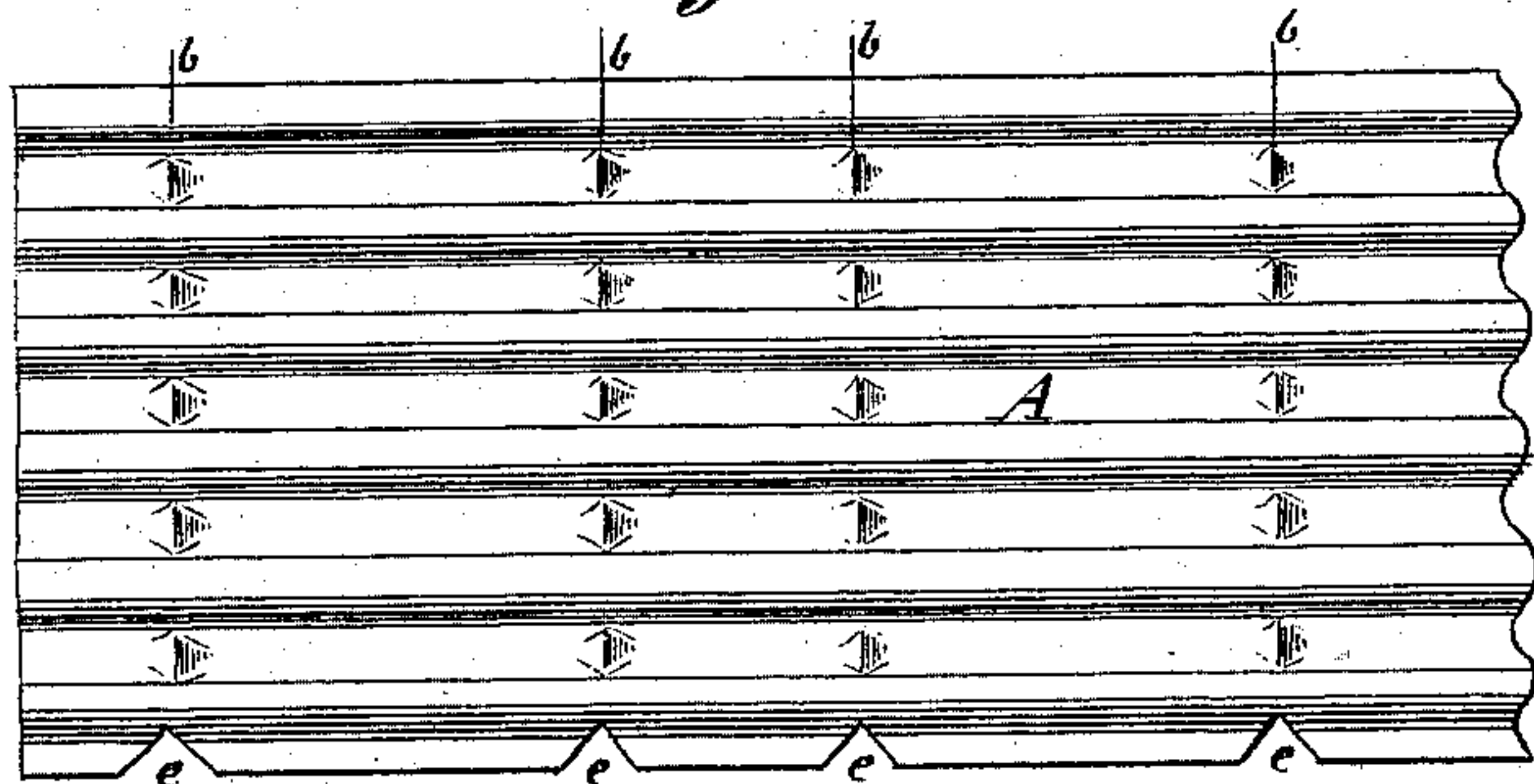


Fig. 4


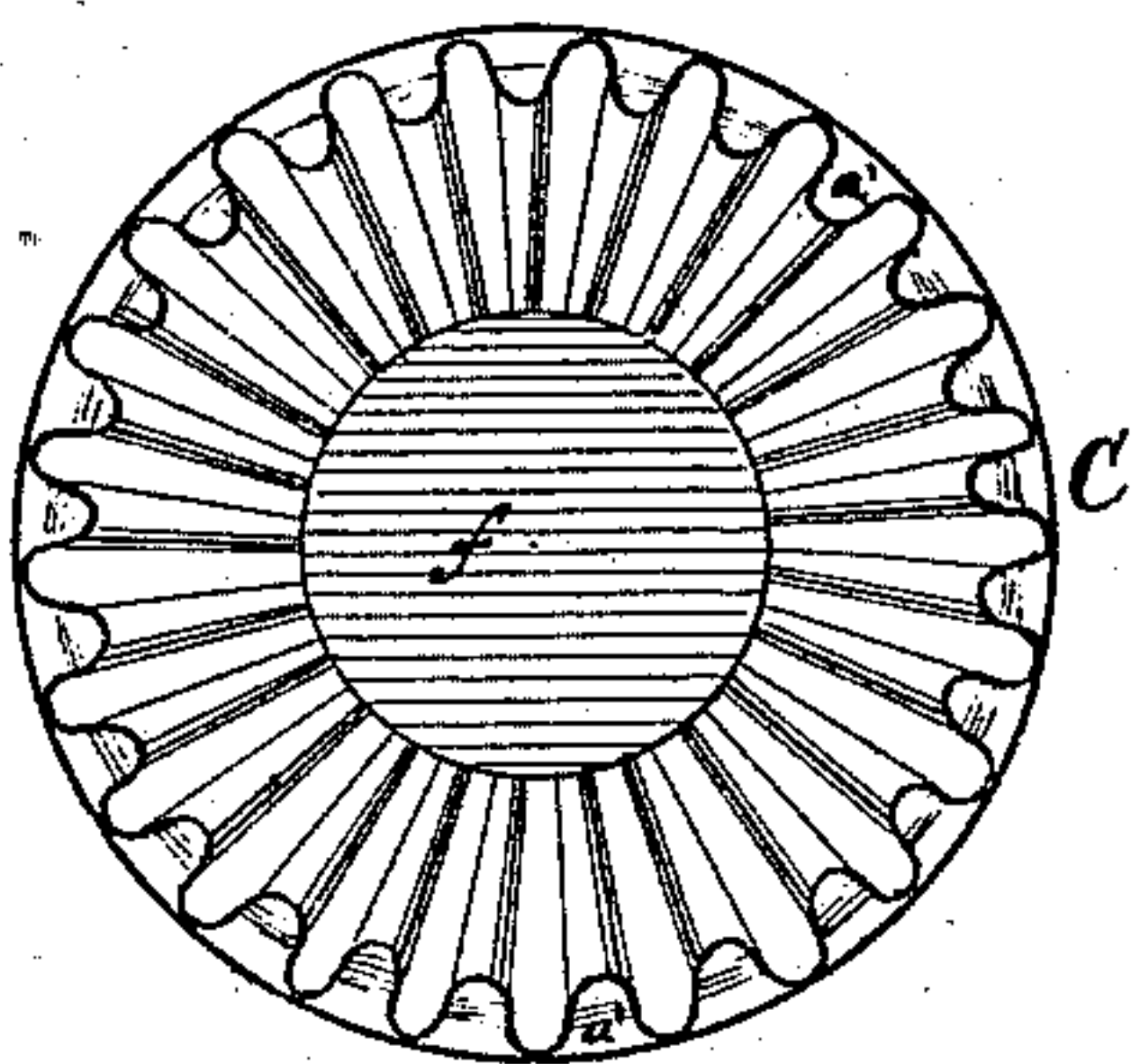


Fig. 5



WITNESSES:

A. W. Almqvist
A. F. Terry

INVENTOR:

A. L. Jones
BY *Hunt & Co.*

ATTORNEYS.

UNITED STATES PATENT OFFICE.

ALBERT L. JONES, OF BROOKLYN, NEW YORK.

IMPROVEMENT IN BLANKS FOR CORRUGATED-PAPER BOXES.

Specification forming part of Letters Patent No. **163,379**, dated May 18, 1875; application filed April 10, 1875.

To all whom it may concern:

Be it known that I, ALBERT L. JONES, of Brooklyn, in the county of Kings and State of New York, have invented a new and useful Improvement in Blanks for Corrugated-Paper Boxes, of which the following is a specification:

In packing bottles, vials, and other fragile vessels, substances, or articles, corrugated paper is used, either made into boxes or in sheets suitable for the purpose. These corrugated-paper boxes, besides this use as packing-boxes, are used for other purposes, as they are stronger and more elastic than plain-paper boxes, and a light kind of paper may be used therefor. These paper boxes may be made in any form and of any ordinary size, and when made for containing tea or other light articles, they may be made in the form of canisters to hold a pound or fractions of a pound; but they may be made square or cube or conical, to suit the particular purpose for which they are intended; and the invention consists in the formation of blanks of corrugated paper, by cutting the paper to the size of the designed box, and then creasing the blank across the corrugations, on one or both sides, wherever the blank is to be turned or bent to form the angles of the box.

In the accompanying drawing, Figure 1 represents a blank creased across the corrugations of the paper, which allows the angles to be turned to form a box like the one seen in Fig. 2. Fig. 2 is a corrugated-paper canister made from a single blank. Fig. 3 represents a blank creased across the corrugations, which allows it to form a square box, substantially as seen in Fig. 4. Fig. 4 is a square box made from the blank, Fig. 3, used mainly for packing purposes. Fig. 5 shows the bottom of a cylindrical box or canister, showing

how the corrugations are gathered from the bottom angle of the box or canister.

Similar letters of reference indicate corresponding parts.

A represents the blank. *a' a'* are creases, which allow the blank to be turned to form the bottom and shoulder angles of a canister or box, substantially as seen in Fig. 2. *b* is a crease upon the opposite side of the blank, which allows it to be turned to form the neck.

It will be understood that to form these angles the blank is turned toward the crease, so as to not break the corrugations. In Fig. 3 the blank is creased in four places, marked *b*, which indicate the corners of the square box, Fig. 4, the ends being lapped past each other, as seen at *d*. The edge of the blank is also notched, as seen at *e*, outside of the corrugations, to allow the paper to be turned and form the angles or corners of the box. *C* represents the bottom of a cylindrical box or canister, the blank being made of suitable length from the bottom crease, and naturally gather or seem to radiate from the center, where the corrugations are secured by an ornamental or other piece of paper, *f*. The blanks thus prepared may be packed or transported from place to place, and form an article of commerce, and allow the boxes or canisters to be made where they are used.

Having thus described my invention, I claim as new and desire to secure by Letters Patent—

As a new article of manufacture, a corrugated-paper blank, cross-crimped at *b*, end-lapped at *d*, and notched at *e*, as shown and described.

A. L. JONES.

Witnesses:

T. B. MOSHER,
ALEX. F. ROBERTS.