

P. M. DOUGHTY.
Safty-Pin.

No. 163,304.

Patented May 18, 1875.

Fig. 1.

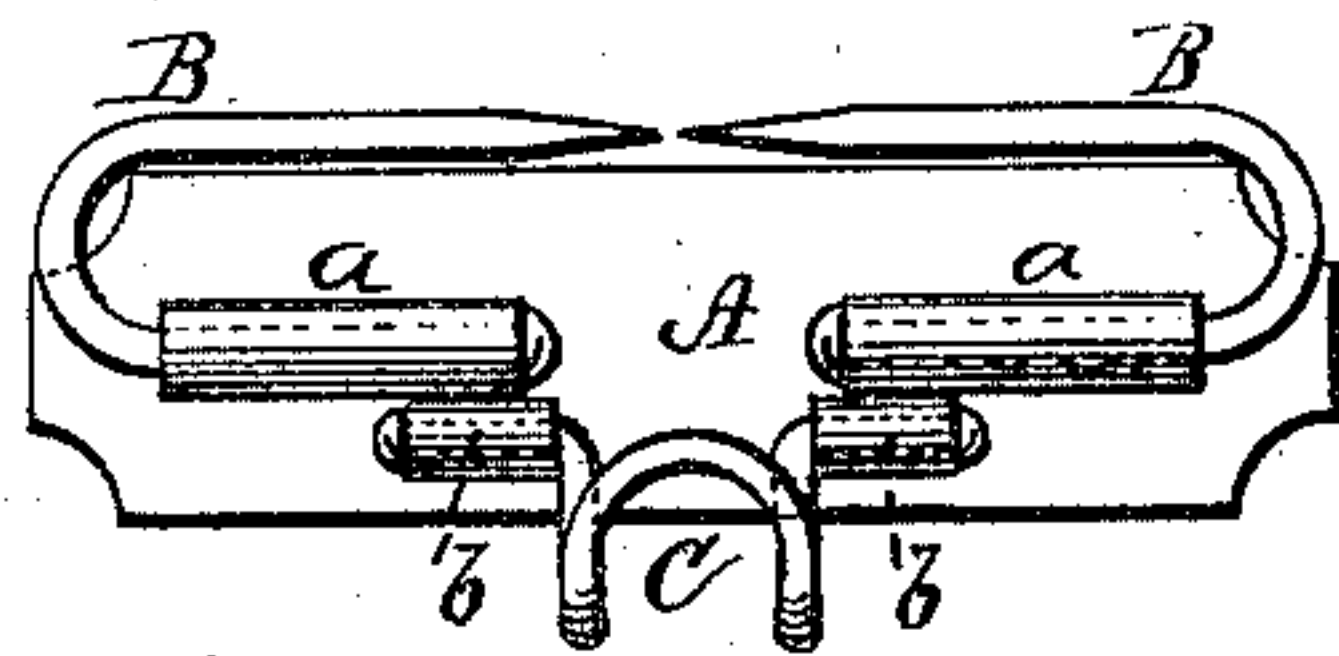


Fig. 2.

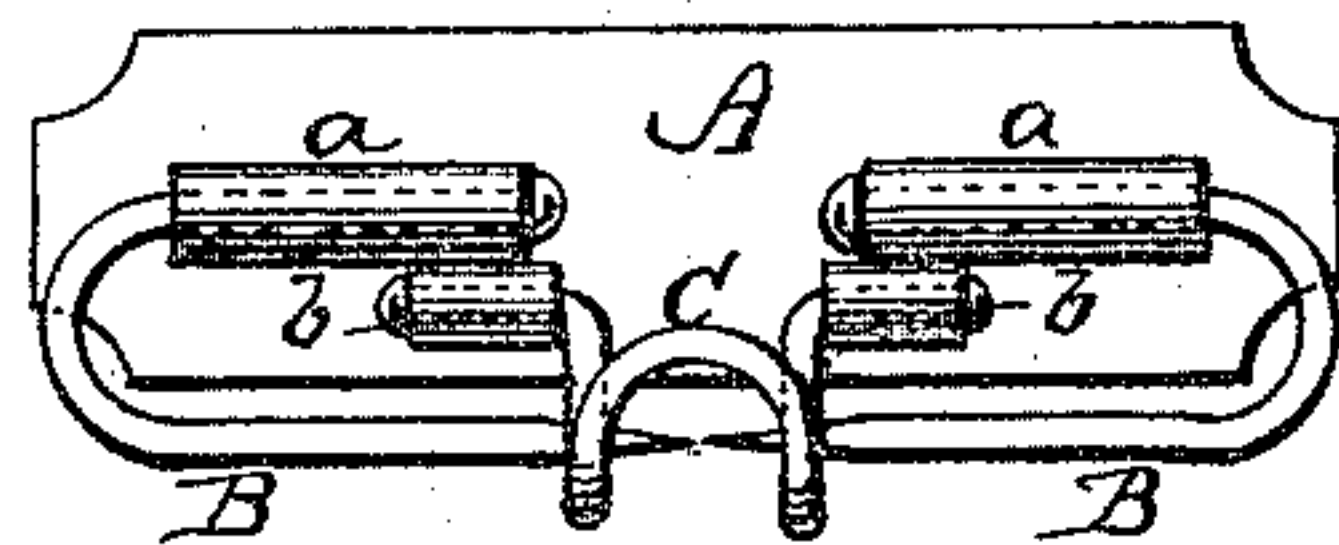


Fig. 3.

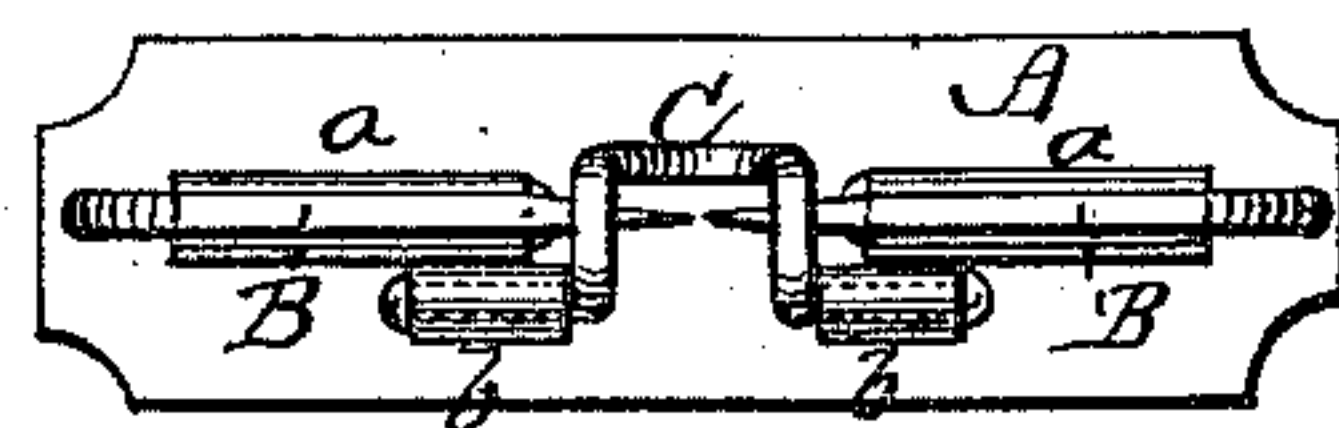
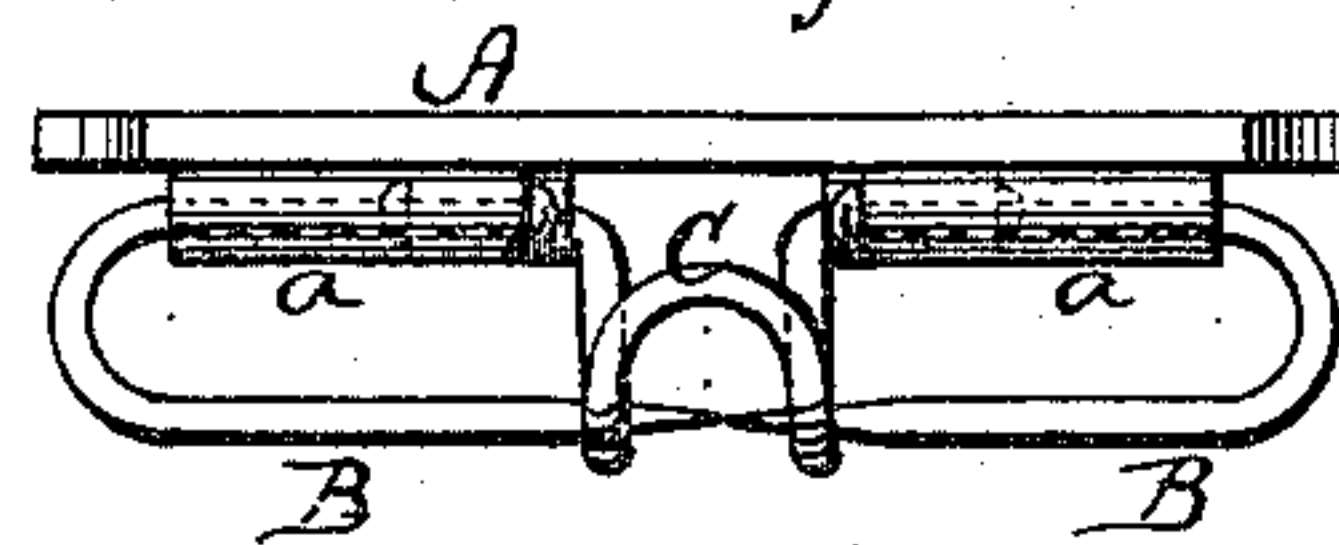


Fig. 4.



WITNESSES:

P. C. Dieterich.

W. C. M. Arthur.

INVENTOR:

Philander M. Doughty

per
C. H. Watson & Co.
ATTORNEYS.

UNITED STATES PATENT OFFICE.

PHILANDER M. DOUGHTY, OF LOUISVILLE, KENTUCKY.

IMPROVEMENT IN SAFETY-PINS.

Specification forming part of Letters Patent No. **163,304**, dated May 18, 1875; application filed March 18, 1875.

To all whom it may concern:

Be it known that I, PHILANDER M. DOUGHTY, of Louisville, in the county of Jefferson and State of Kentucky, have invented certain new and useful Improvements in Safety-Pins; and do hereby declare that the following is a full, clear, and exact description thereof, which will enable others skilled in the art to which it pertains to make and use the same, reference being had to the accompanying drawings, and to the letters of reference marked thereon, which form a part of this specification.

The nature of my invention consists in the construction and arrangement of a safety-pin, for fastening shawls, coats, or other garments, as will be hereinafter more fully set forth.

In the annexed drawing, Figure 1 is a view of my safety-pin, ready to be fastened. Fig. 2 is a view of the same when fastened and the pins turned down into the hook. Fig. 3 is a similar view, showing it when fastened and locked by the hook. Fig. 4 is a side view of the pin in the latter position.

A represents a plate or frame of any suitable dimensions, on the under side of which are formed or attached two tubular bearings, *a a*, running longitudinally with the plate in the center and on a line with each other. In each of these bearings is inserted a pin, B, having a head upon its inner end and the outer end bent over inward parallel with the tubular bearing *a* until the pointed ends of the two pins meet in the center. Alongside the inner ends of the two tubular bearings

a a are formed or attached two smaller tubular bearings, *b b*, in which are placed the ends of a double wire hook, C. When this safety-pin is to be used, the pins B B are turned away from the hook C and fastened or hooked in the two sides of the garment. The hook C being turned down on the plate A the two pins are turned down to the same side, which brings the points of the pins into the hook. The hook and pins are then together turned from the plate—or the plate turned—when the points of the pins will be locked by the hook, so that they cannot come loose, neither can the pins stick into the person or catch on any other article. The safety-pin is easily loosened when desired, and may be left fastened to one side of the shawl or garment. It may be made of any suitable material, plain or ornamental as desired.

Having thus fully described my invention, what I claim as new, and desire to secure by Letters Patent, is—

The combination, with the plate or frame A, of the pins B B hinged to the same on a line with each other, and the hook C hinged to the plate outside of the line on which the pins are hinged, substantially as and for the purposes herein set forth.

In testimony that I claim the foregoing as my own, I affix my signature in presence of two witnesses.

PHILANDER M. DOUGHTY.

Witnesses:

H. C. SCOTT,
C. H. WATSON.