

J. FOLLER.  
Weighing-Scale.

No. 163,174.

Patented May 11, 1875.

Fig. 1.




Fig. 2.




Fig. 3.

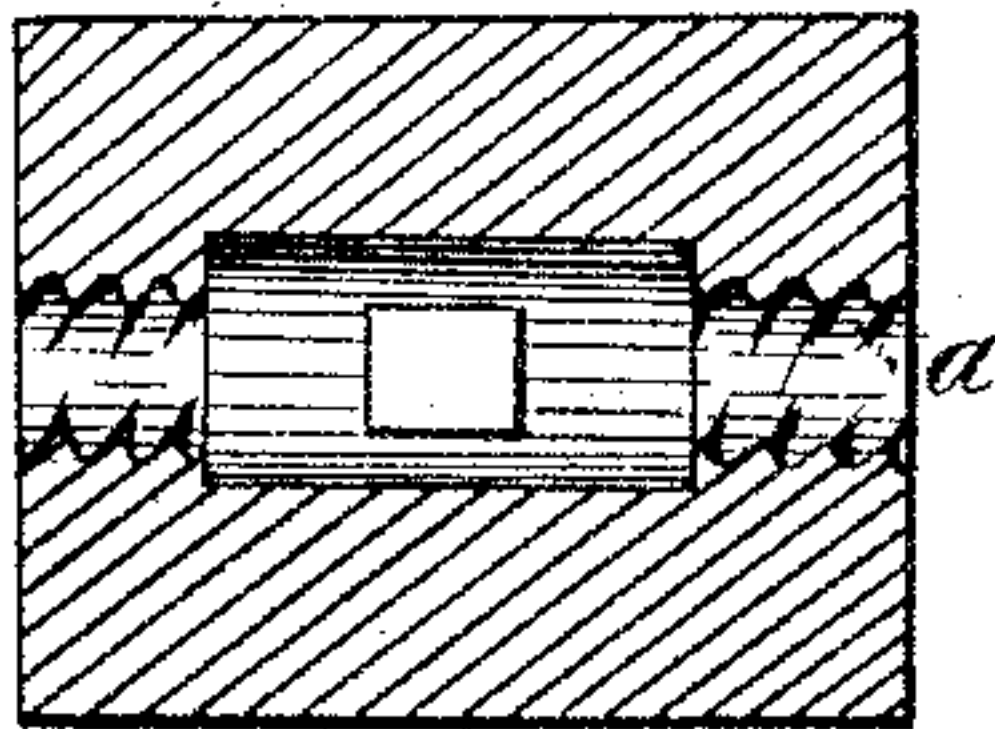
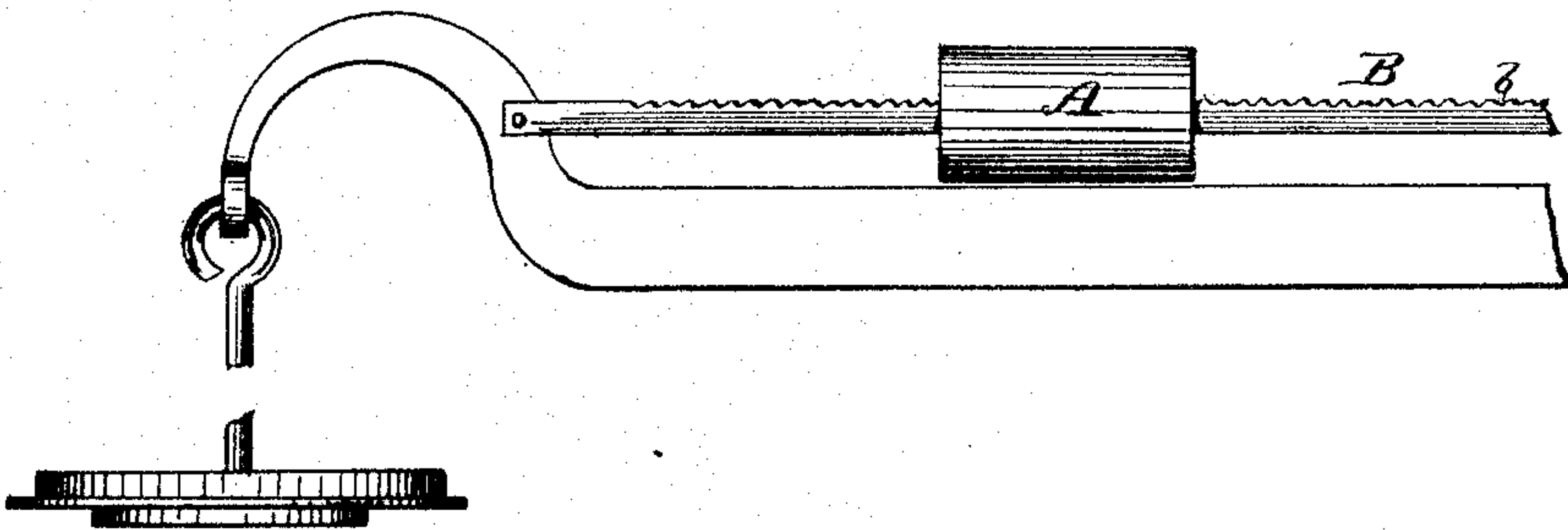


Fig. 4.



WITNESSES:

Max E. Oliphant  
Alonzo Hughes

INVENTOR.

John Foller  
per Charles H. Fowler.

ATTORNEY.

# UNITED STATES PATENT OFFICE.

JOHN FOLLER, OF WASHINGTON, DISTRICT OF COLUMBIA.

## IMPROVEMENT IN WEIGHING-SCALES.

Specification forming part of Letters Patent No. **163,174**, dated May 11, 1875; application filed April 7, 1875.

*To all whom it may concern:*

Be it known that I, JOHN FOLLER, of Washington, District of Columbia, have invented a new and valuable Improvement in Weighing-Scales; and I do hereby declare that the following is a full, clear, and exact description of the construction and operation of the same, reference being had to the annexed drawings, making a part of this specification, and to the letters and figures of reference marked thereon.

Figure 1 of the drawing is a representation of a side elevation of my invention. Fig. 2 is a plan view of the same. Fig. 3 is a cross-section of the adjustable weight. Fig. 4 represents an ordinary beam of a platform-scale provided with my invention.

This invention has relation to the balancing medium of weighing-scales, and is designed as an improvement upon my former patent, dated February 10, 1874, No. 147,383. My invention consists of a suitable weight adapted to be rotated or reciprocated on a horizontal bar, the same being provided with screw-threads or serrations, as will be hereinafter more fully described.

In the drawings, A is designed to represent the adjustable weight, resting upon the screw-threaded or serrated bar B. The adjustable weight A is provided upon its interior or hollow axis with suitable screw-threads or serrations *a*, the diameter of the same being

large enough so as to allow the weight to be raised sufficiently to disengage with the teeth, screw-threads, or serrations *b* upon the horizontal bar B and be carried directly along the same; and when resting upon the bar, by rotating the weight, the screw-threads or serrations thereon engaging with those on the bar will admit of the most perfect adjustment of balance.

In the manufacture of scales wherein a beam is used the same may be provided with screw-threads or serrations similar to those upon the bar B, and the adjustable weight A applied directly thereto, and operated in the manner as hereinbefore described, or said bar may be secured above the beam, as illustrated in Fig. 4 of the drawings.

Having now fully described my invention, what I claim, and desire to secure by Letters Patent, is—

In weighing-scales, the combination, with the bar B, provided with screw-threads or serrations, of the weight A, adapted to be rotated and reciprocated upon said bar, substantially as and for the purpose specified.

In testimony that I claim the above, I have hereunto subscribed my name in the presence of two witnesses.

JOHN FOLLER.

Witnesses:

ALONZO HUGHES,  
EDWIN J. McLAIN.