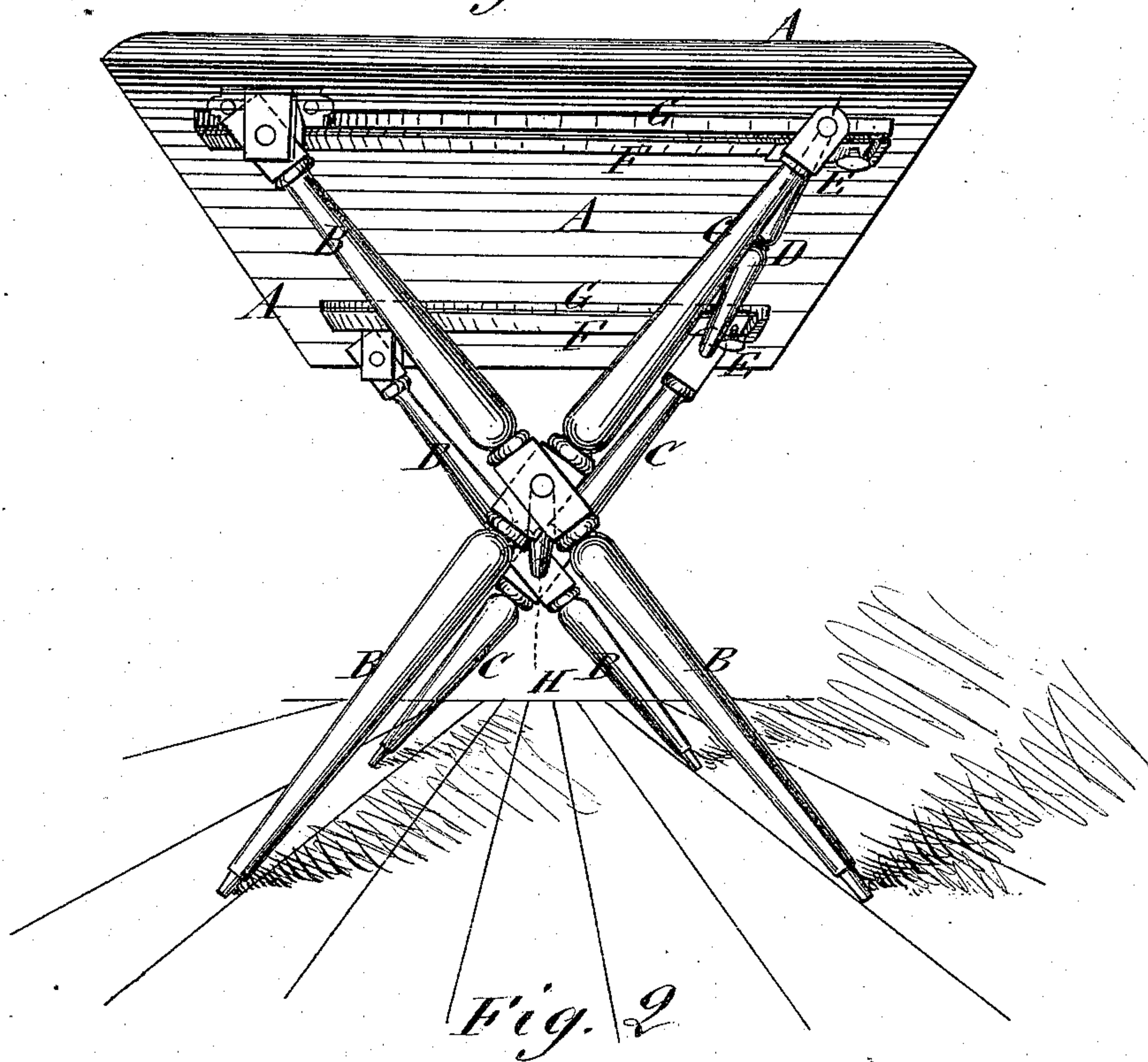


F. C. WHEELER.  
Folding Table.

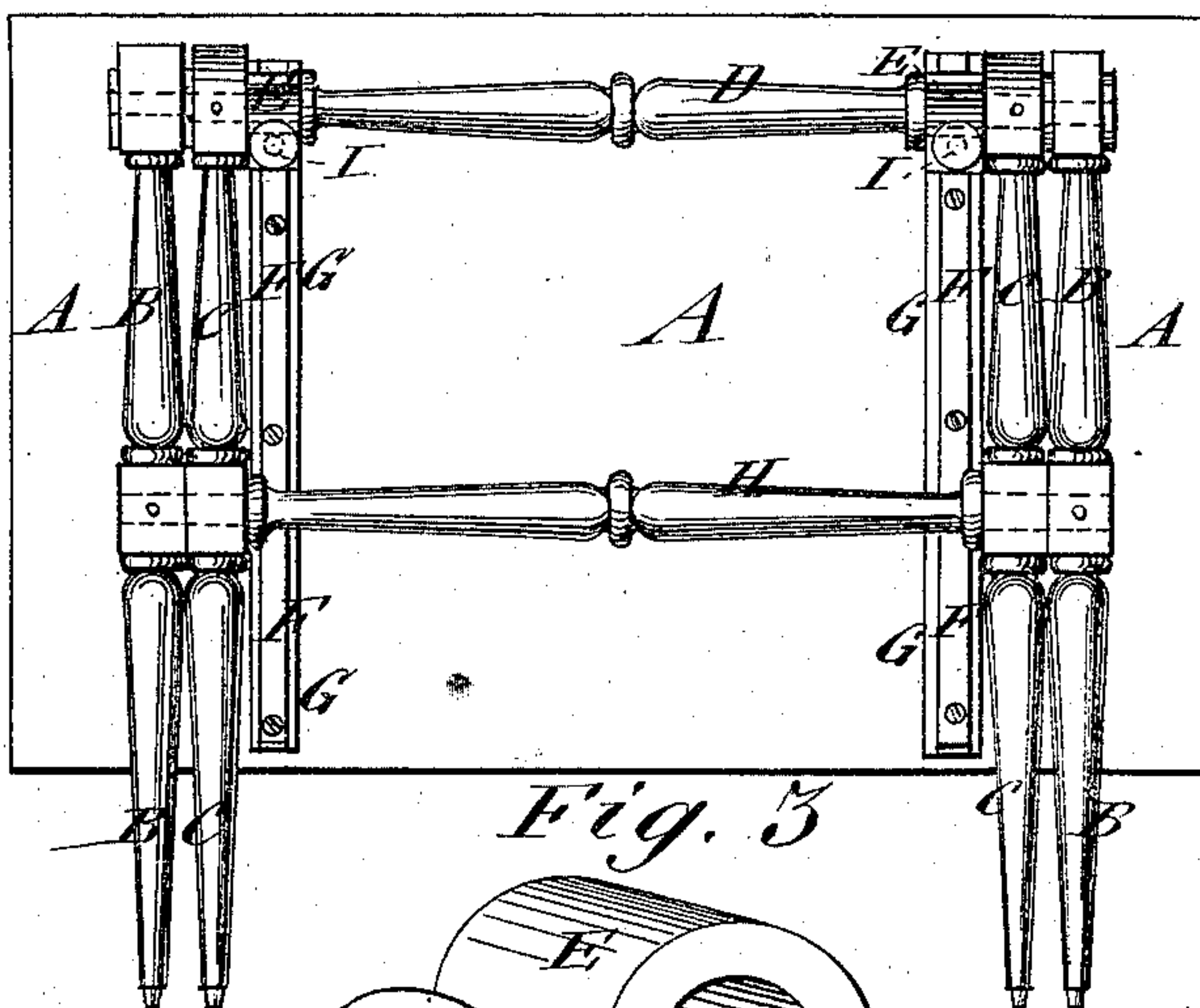
No. 163,122.

Patented May 11, 1875.

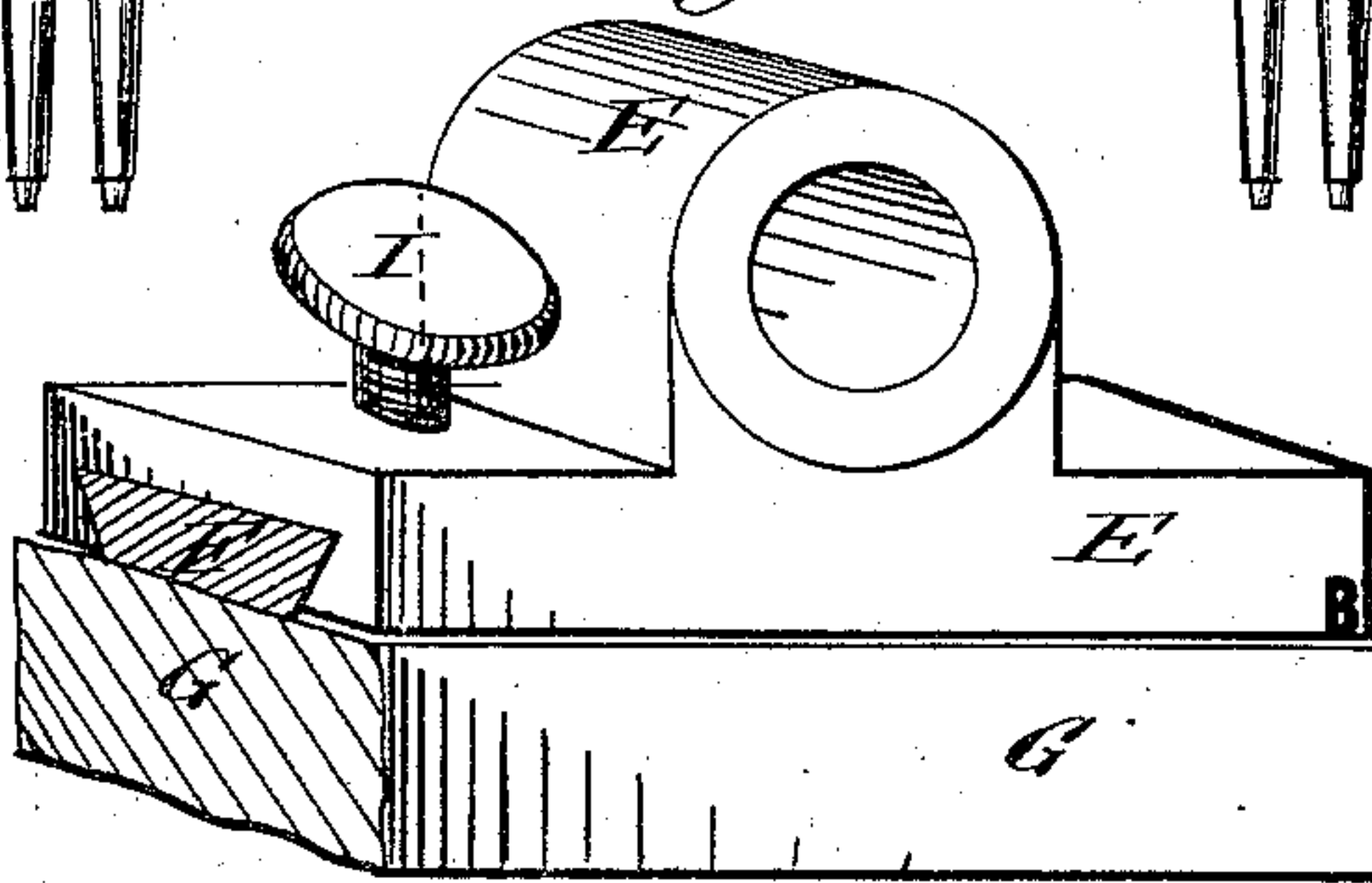
*Fig. 1*



*Fig. 2*



*Fig. 3*



WITNESSES:

*C. Xeroux*  
*A. H. Terry*

INVENTOR:

*F. C. Wheeler*  
*Munn & Co.*  
ATTORNEYS.

# UNITED STATES PATENT OFFICE.

FRANKLIN C. WHEELER, OF ST. JOSEPH, MISSOURI.

## IMPROVEMENT IN FOLDING TABLES.

Specification forming part of Letters Patent No. **163,122**, dated May 11, 1875; application filed March 20, 1875.

*To all whom it may concern:*

Be it known that I, FRANKLIN C. WHEELER, of St. Joseph, in the county of Buchanan and State of Missouri, have invented a new and useful Improvement in Folding Table, of which the following is a specification:

Figure 1 is an under-side perspective view of my improved folding table. Fig. 2 represents the same folded. Fig. 3 is a detail perspective view of the sliding socket and a portion of the slide-plate and its bar.

Similar letters of reference indicate corresponding parts.

My invention has for its object to furnish an improved table which shall be so constructed that it can be folded into compact form for storage or transportation, and may be readily adjusted in height.

The invention will first be fully described, and then pointed out in the claim.

A represents the table-top, to the end parts of which, near one of its side edges, are pivoted or hinged the upper ends of two legs, B. C are two legs, which are placed at the inner sides of the legs B, and the upper ends of which are attached to the ends of a round, D. Upon the end parts of the round D, at the inner sides of the upper ends of the legs C, are placed sockets E, the bases of which have dovetailed grooves formed in them at right angles with the length of the round D, which grooves receive and fit upon dovetailed metal bars F. These bars F are attached to wooden bars G, which are attached to the under side

of the table-top A. The bars F are provided with stops at their ends to prevent the sliding sockets E from slipping off. The legs B C of each pair are pivoted to each other, and the two pairs are connected with each other and held in their proper relative position by a round, H. The sliding sockets E are provided with set-screws I, passing through their base-plates to press against the bars F, so that the said sockets may be clamped to the said bars to hold them in place when adjusted, so that the height of the table may be adjusted by adjusting the said sockets E. By this construction, by sliding the sockets E upon the slides F G to bring the four legs B C into the same plane, the table-top A may be turned down against and parallel with the said legs, folding the table into a very compact form for storage or transportation, as shown in Fig. 2.

Having thus described my invention, I claim as new and desire to secure by Letters Patent—

In a folding table, the combination, with rail D, connecting the upper ends of movable legs, of the sockets E E, movable by means of tongued and grooved parts E F, and held at any adjustment by screws I I, all as shown and described.

FRANKLIN C. WHEELER.

Witnesses:

DAVID W. STATHEUR,  
LOCKWOOD G. CURTIS.