

M. H. MATSINGER.

Door-Check.

No. 162,934.

Patented May 4, 1875.

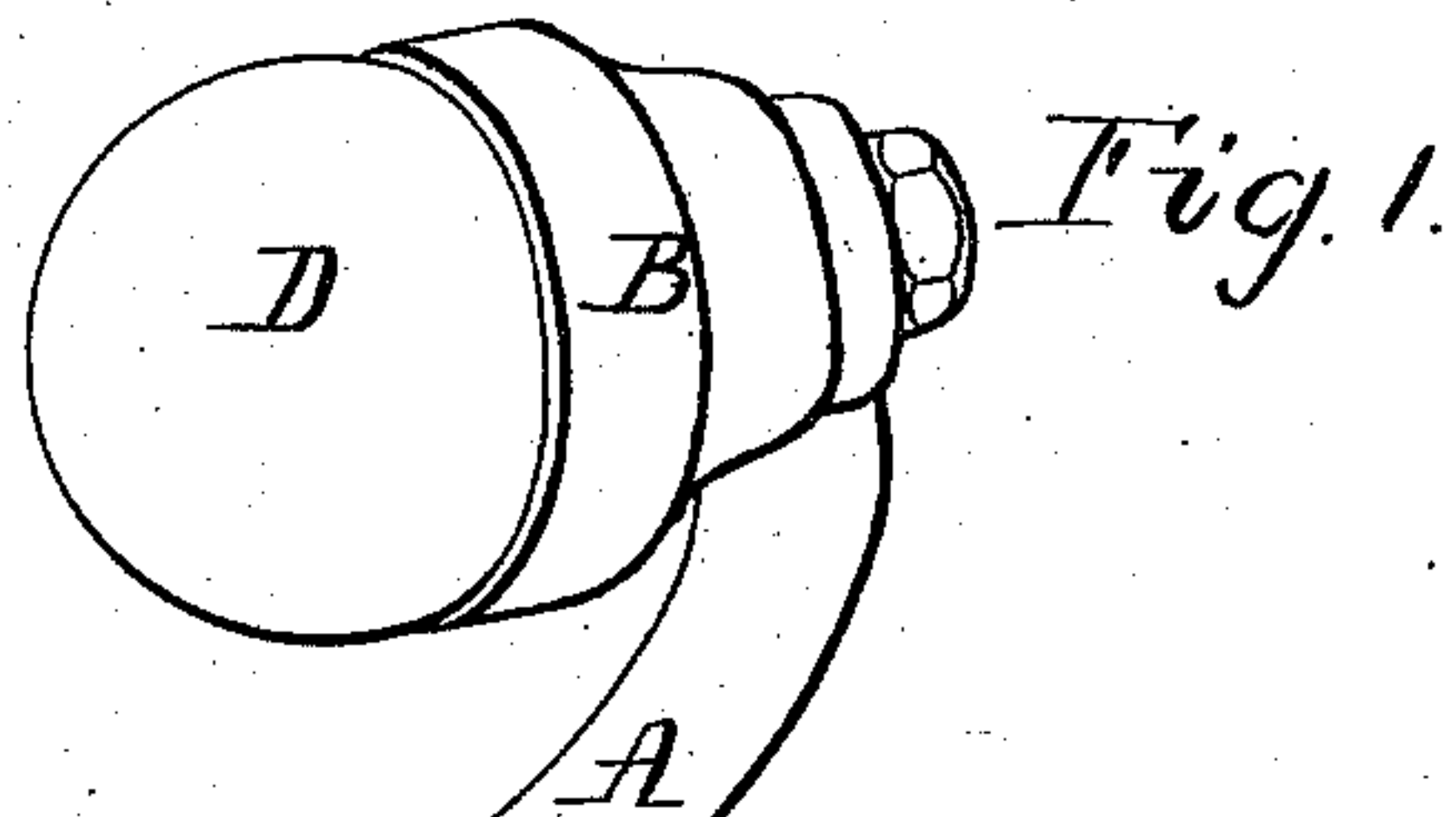


Fig. 1.

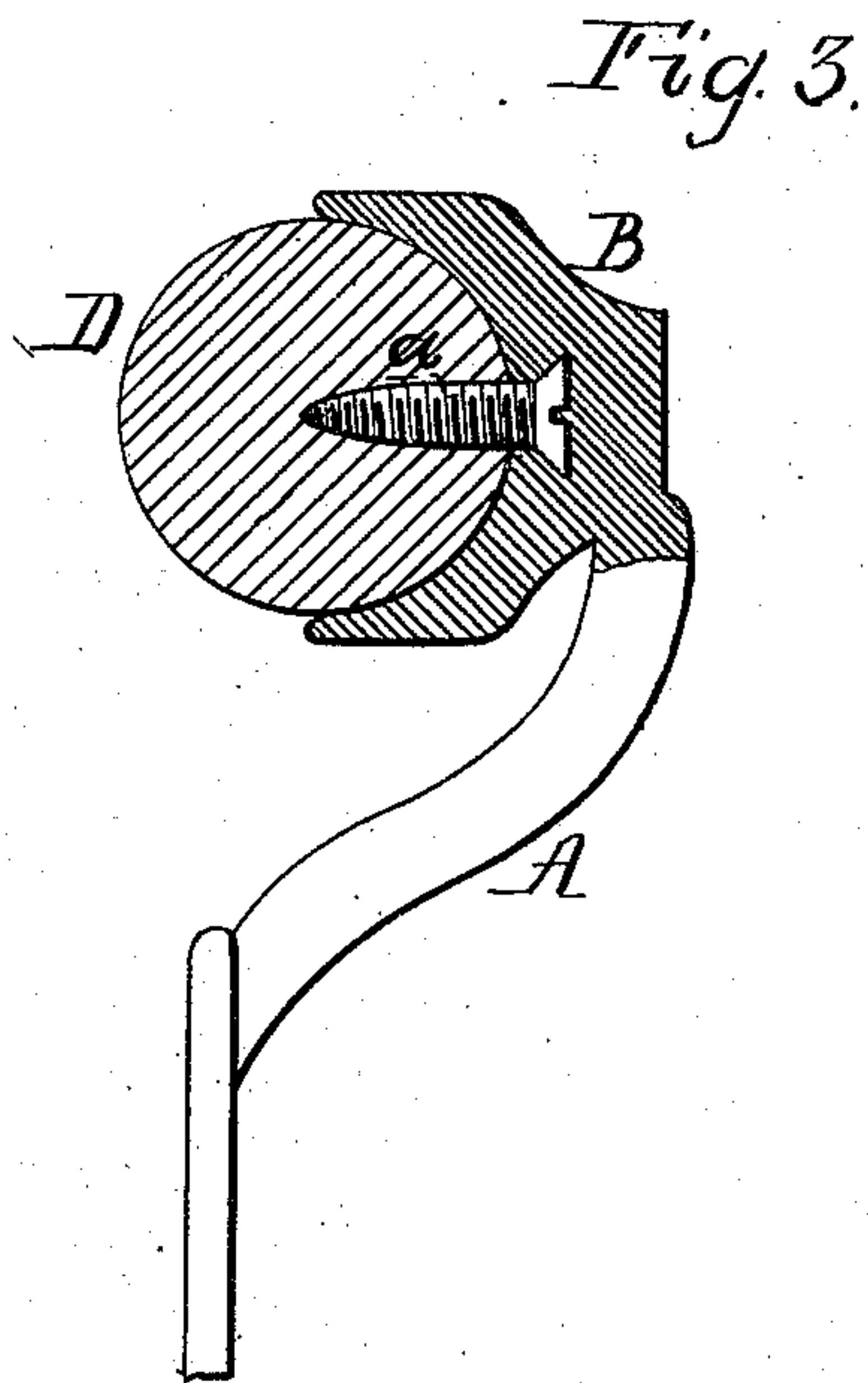
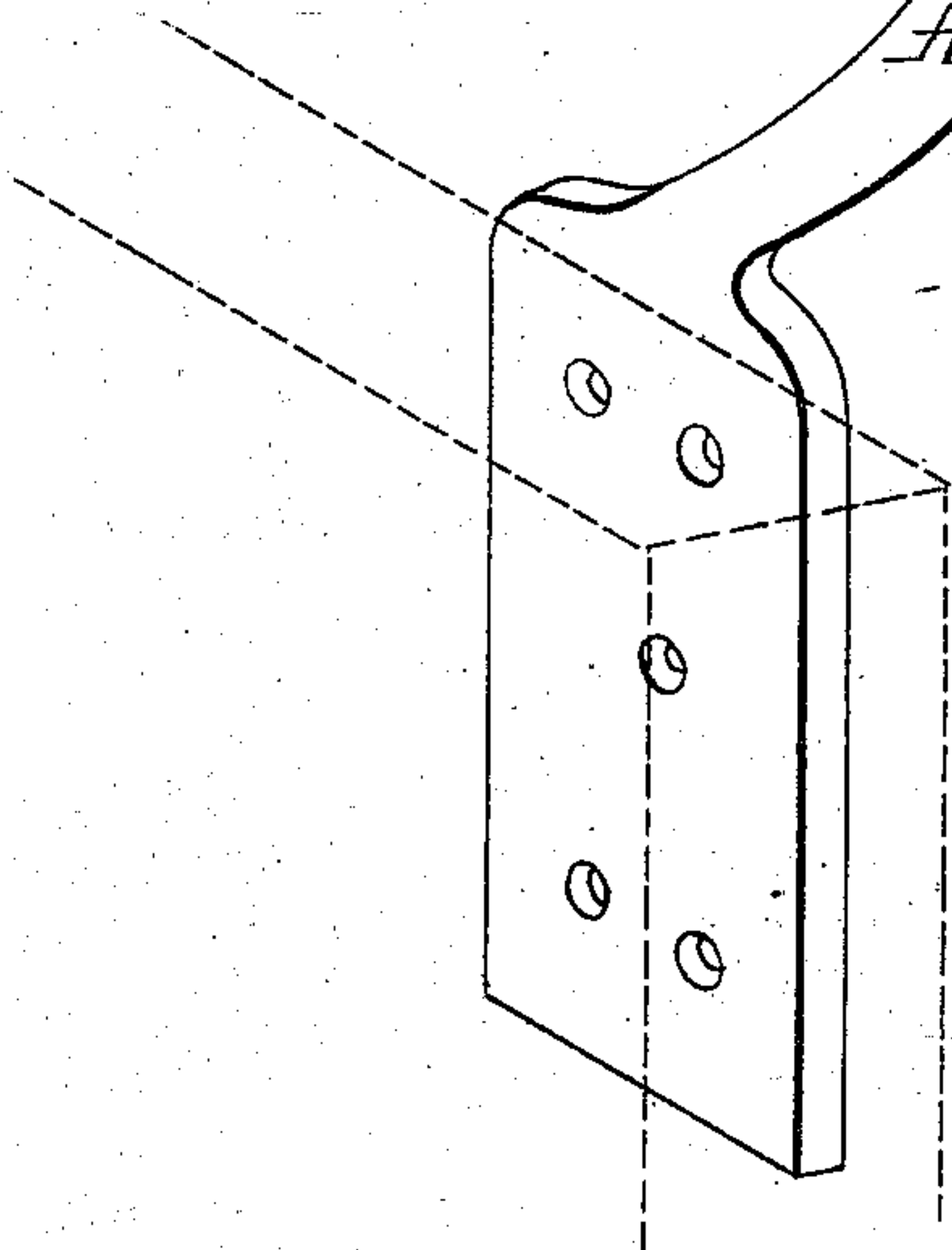


Fig. 3.

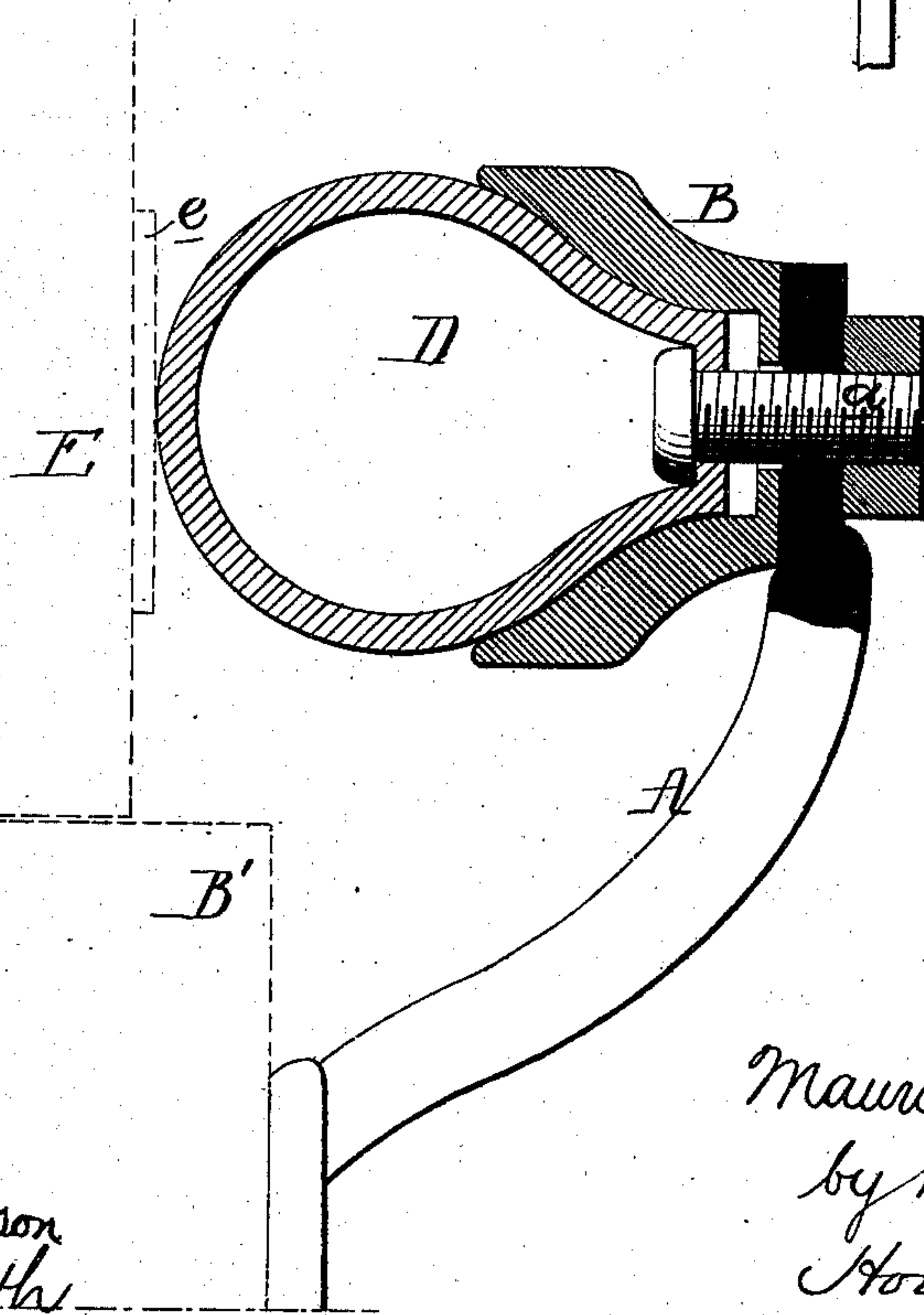


Fig. 2.

Witnesses  
Hubert Howson  
Harry Smith

Maurice H. Matsinger  
by his Attorneys  
Howson and Son

# UNITED STATES PATENT OFFICE

MAURICE H. MATSINGER, OF PHILADELPHIA, PENNSYLVANIA.

## IMPROVEMENT IN DOOR-CHECKS.

Specification forming part of Letters Patent No. **162,934**, dated May 4, 1875; application filed April 7, 1875.

*To all whom it may concern:*

Be it known that I, MAURICE H. MATSINGER, of Philadelphia, Pennsylvania, have invented certain Improvements in Door Cushions or Bumpers, of which the following is a specification:

The object of my invention is to provide a door or door-frame with an elastic bumper, which will prevent the disagreeable shocks and jars resulting from the sudden closing of the doors; and this object I attain by the use of a metal arm or bracket secured to the door or door frame, and carrying an elastic pad or cushion, so arranged in respect to the face of the door that it will be compressed before the door is completely closed.

In the accompanying drawing, Figure 1 is a perspective view of my improved door-pad, and Fig. 2 a vertical section of the same.

A is a metal arm or bracket secured to a door, B, the upper portion of which is indicated by dotted lines in Fig. 2. To the upper end of this arm is secured a metal socket, B, for the reception of a pad, D, which I prefer to make hollow and of rubber, both pad and socket being secured to the arm by a bolt, *a*, in a manner too clearly shown in the drawing to need explanation.

The pad is so situated in respect to the door-frame E (shown by dotted lines) that it will come in contact with the same before the door is closed, the yielding property of the pad being such as to retard the door and obviate

the usual shocks and jars, without, however, preventing the door from being easily closed against its bearings in the frame.

The pad D may be made of solid rubber, with the exception of a central hole for receiving the bolt *a* and its head.

A plate, *e*, may be attached to the door-frame for the pad to bear against; but this is not essential.

It will be evident that the arm and its pad may be constructed for application to the door-frame instead of to the door.

Fig. 3 shows a modification of my invention, in which the arm and socket are cast in one piece, a bolt being secured to the same, on which the ball or pad D is screwed.

I claim as my invention—

The combination, substantially as described, of the arm A, constructed at one end for attachment to a door or door-frame, and having at the opposite end a socket, B, with the elastic pad D, adapted to the said socket, and so arranged in respect to the door and door-frame that it will be compressed before the door is completely closed, all as set forth.

In testimony whereof, I have signed my name to this specification in the presence of two subscribing witnesses.

MAURICE H. MATSINGER.

Witnesses:

HUBERT HOWSON,  
HARRY SMITH.