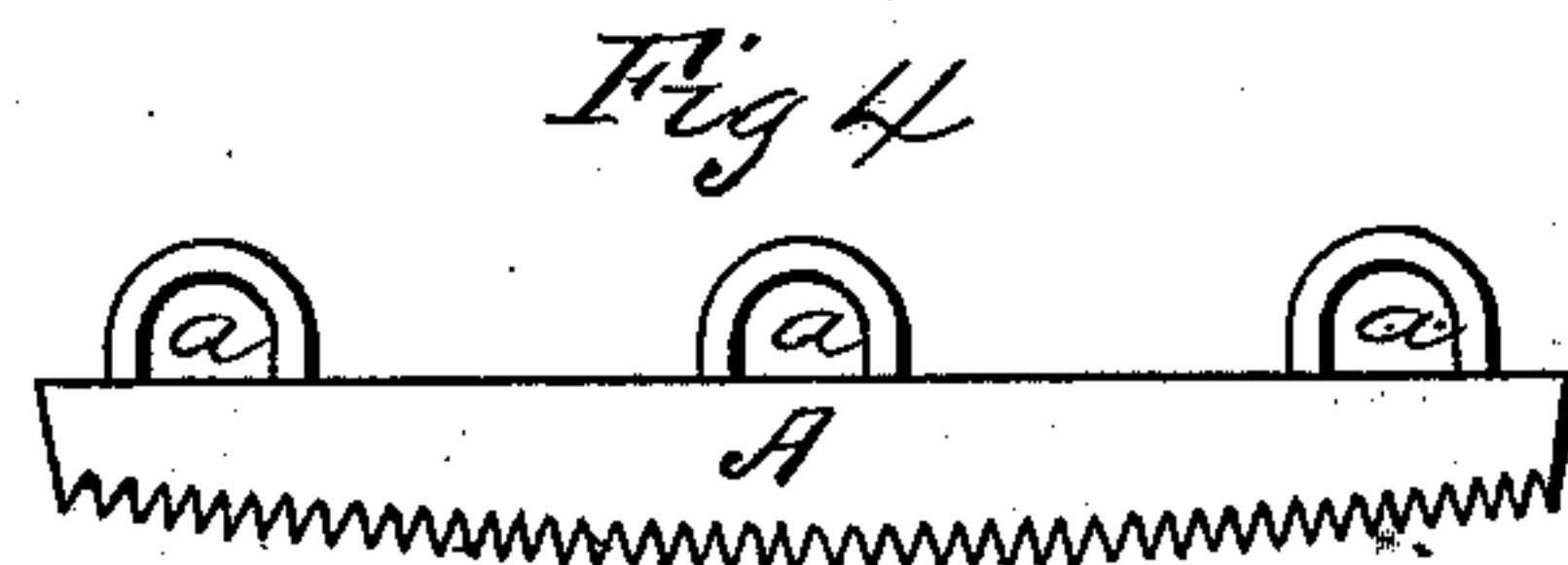
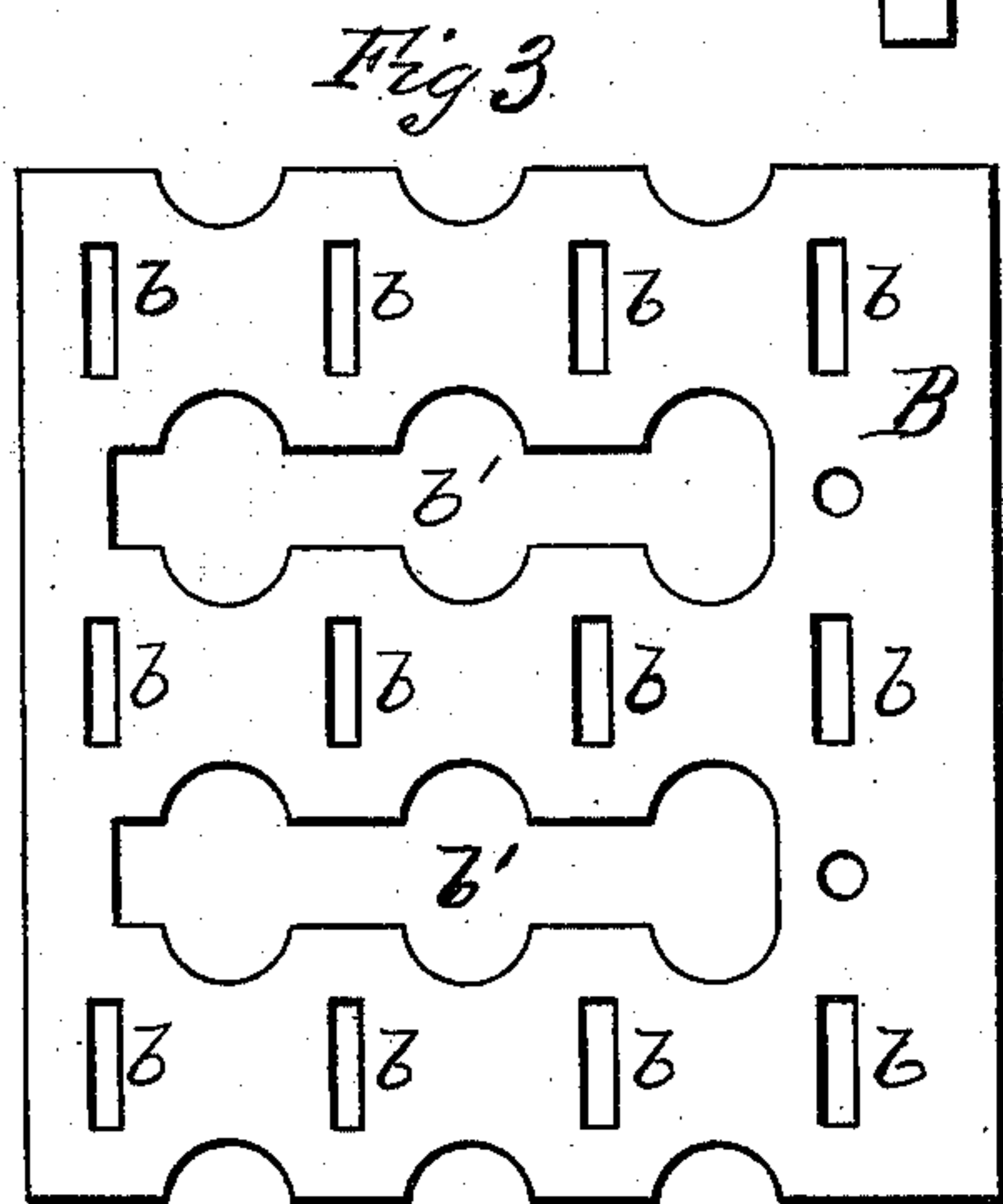
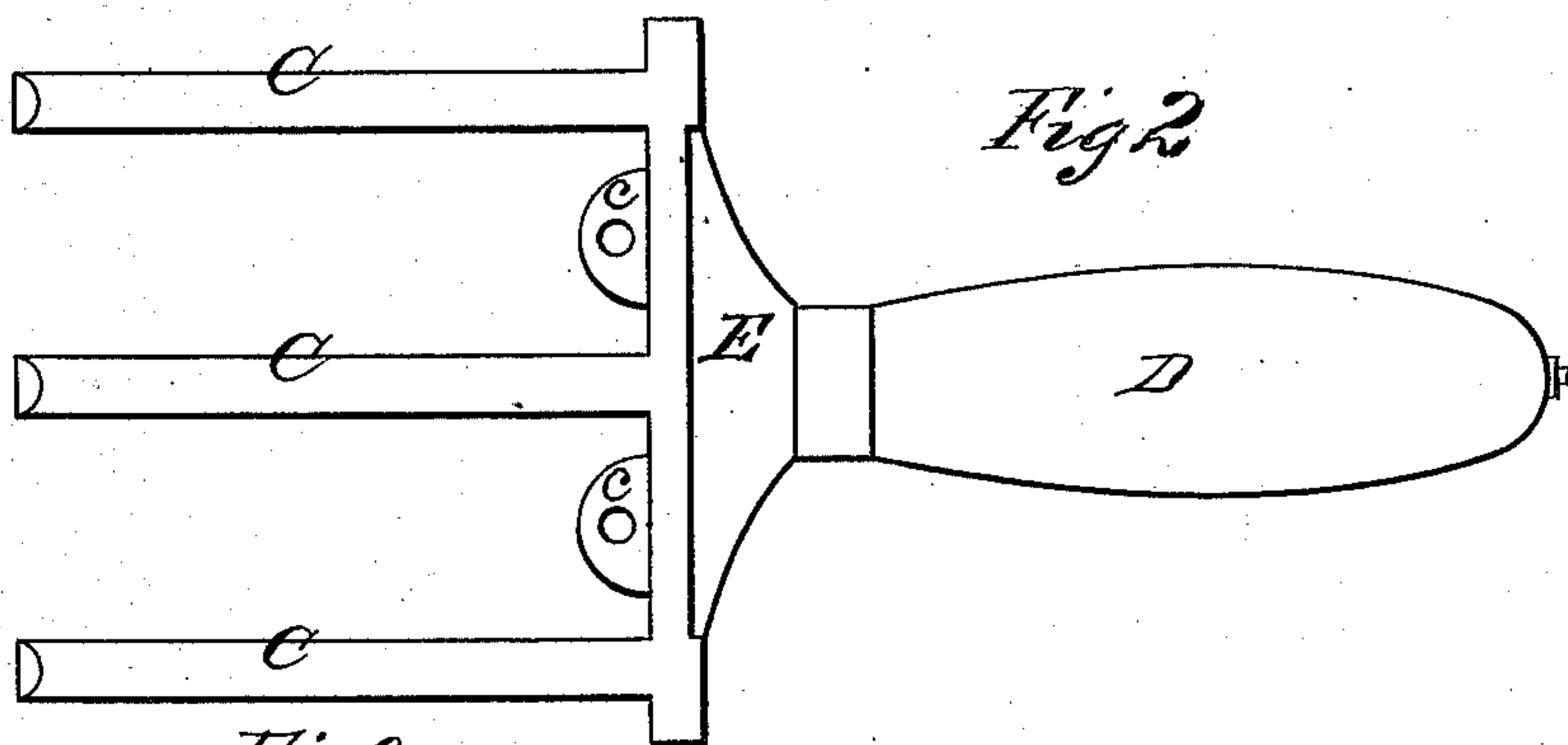
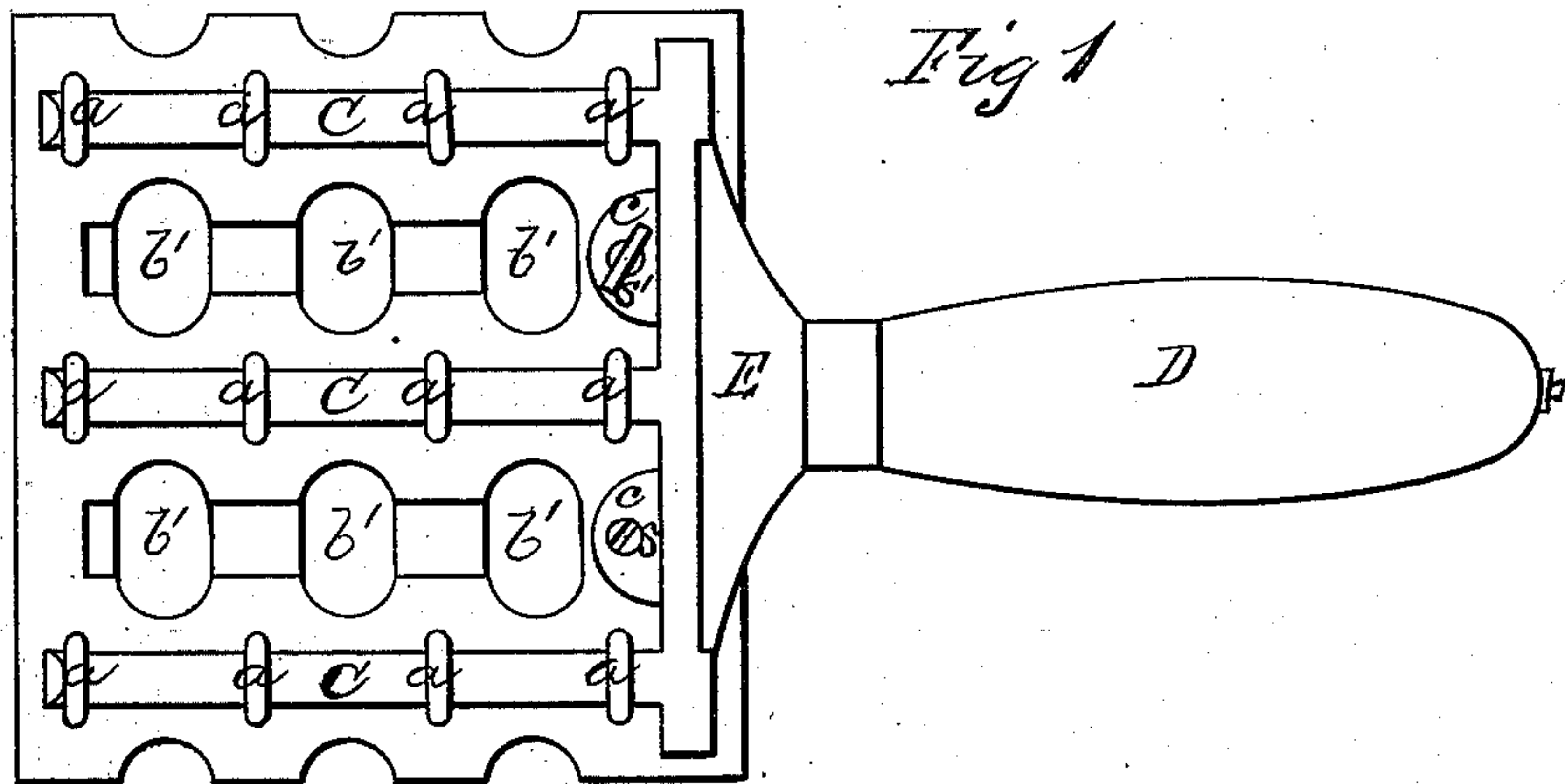


T. STEERS, Jr.
Curry-Comb.

No. 162,868.

Patented May 4, 1875.



WITNESSES

Mary J. Villety.
Robert Everett

INVENTOR

Thomas Steers Jr.
Chipman Brown & Co

Attorneys

UNITED STATES PATENT OFFICE.

THOMAS STEERS, JR., OF OTTAWA, CANADA.

IMPROVEMENT IN CURRY-COMBS.

Specification forming part of Letters Patent No. **162,868**, dated May 4, 1875; application filed September 12, 1874.

To all whom it may concern:

Be it known that I, THOMAS STEERS, Jr., of Ottawa, in the county of Selkirk and Dominion of Canada, have invented a new and valuable Improvement in Curry-Combs; and I do hereby declare that the following is a full, clear, and exact description of the construction and operation of the same, reference being had to the annexed drawings making a part of this specification, and to the letters and figures of reference marked thereon.

Figure 1 of the drawing is a representation of a plan view of my curry-comb. Figs. 2, 3, and 4 are detail views of the same.

This invention has relation to curry-combs; and it consists in combs having loops rigidly secured to their backs, whereby they are adapted to be removably attached to the back plate of a curry-comb, the said loops being passed through perforations in the plate, and prevented from becoming detached therefrom by means of prongs upon the handles, which are passed through the said loops, thereby allowing the combs to be detached from the plate and replaced by new ones when worn out or otherwise injured, thus utilizing the handle and back, as will be hereinafter more fully explained.

In the annexed drawings, A designates one of a series of combs formed in the usual well-known manner, to the backs of which elongated loops *a* are rigidly secured. These loops are passed from below upward into corresponding oblong perforations *b* in a back plate, B, which may also have perforations *b'* for allowing dust to escape during the operation of currying an animal. C are flat prongs forming an integral part of a cross-head, E, having a tang, by means of which it is permanently secured to a wooden handle, D. When the loops upon the combs are passed through the oblong slots *b* of the back plate, the prongs C are passed through the said loops, thus removably securing the combs to the backs, and holding the several series of combs and the back plate together.

It will be readily seen from the above de-

scription that by drawing the prongs C from within the loops *a* of the combs, a detaching of the constituent parts of the curry-comb will ensue; hence, when from long use or casual injury one or all of the combs A have been rendered ineffective, one or all of them may be replaced by new ones, thus enabling me to use the same back and handles for any number of successively-renewed combs.

With a view to preventing a casual disengagement of the prongs C from the loops *a* of the combs, I have caused lugs *c* to be constructed on the cross-head E, preferably between the said prongs, through which lugs a screw, *s*, is passed in to the back-plate, which, when properly driven home, will effectually hold the various parts of my improved comb together. I may, however, employ in place of the screw *s* a thumb-screw, *s'*, or any other suitable clamping device for that purpose.

In putting the various parts of my improved comb together, I pass the loops of the comb proper into the slots in the back plate, the prongs are then thrust through the successive loops until the last is engaged, the screws are then driven home, and the completed curry-comb is the result.

I am well aware that detachable back plates and combs for curry-combs are not new; hence, I do not claim these devices broadly.

What I claim as new, and desire to secure by Letters Patent, is—

1. The combination, with the detachable combs A and back plate B, of the locking-prongs C, substantially as specified.

2. The combination, with the detachable combs A, back plate B, and pronged handle D, of the lugs *c* and screws *s*, substantially as specified.

In testimony that I claim the above I have hereunto subscribed my name in the presence of two witnesses.

THOMAS STEERS, JR.

Witnesses:

R. I. WOODS,
W. E. JONES.