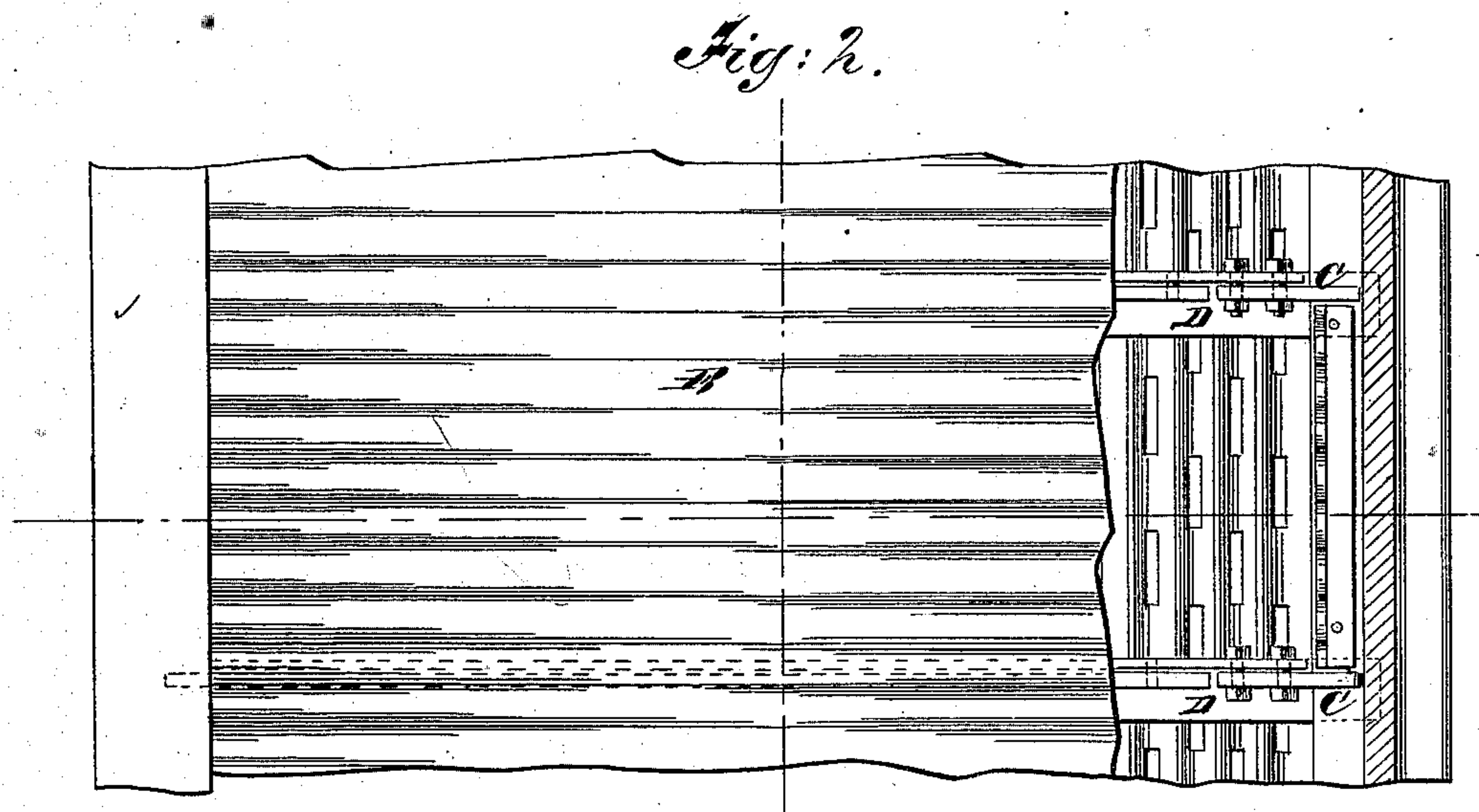
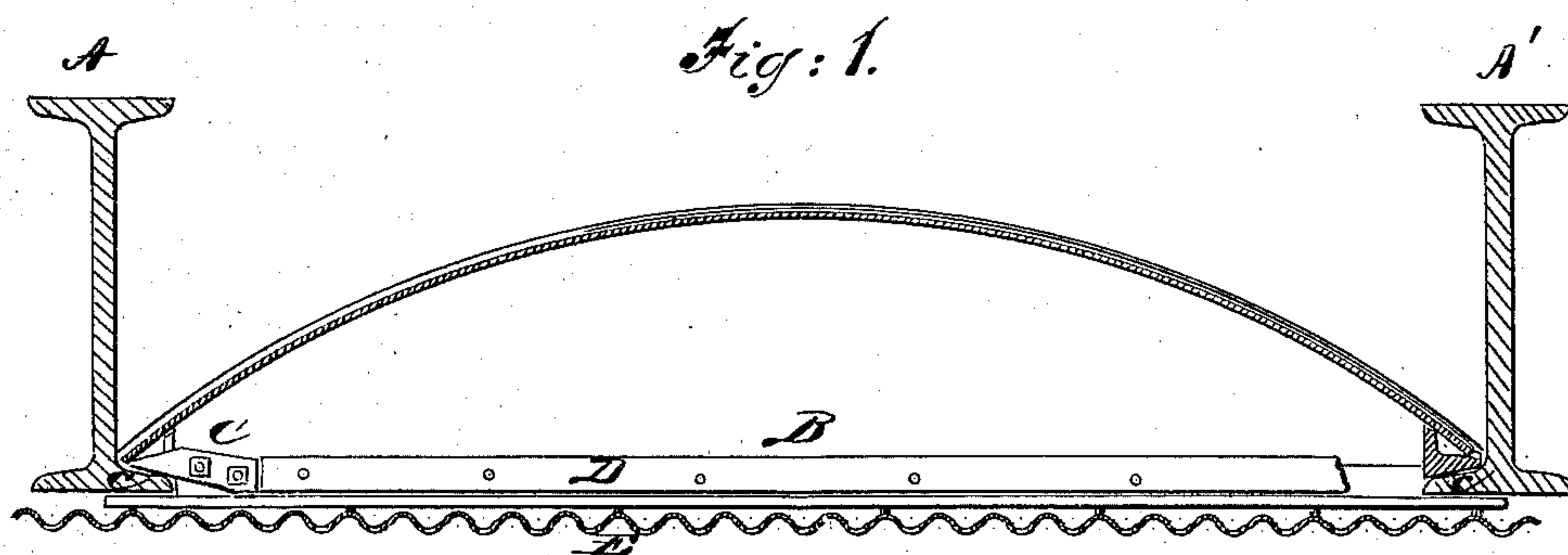


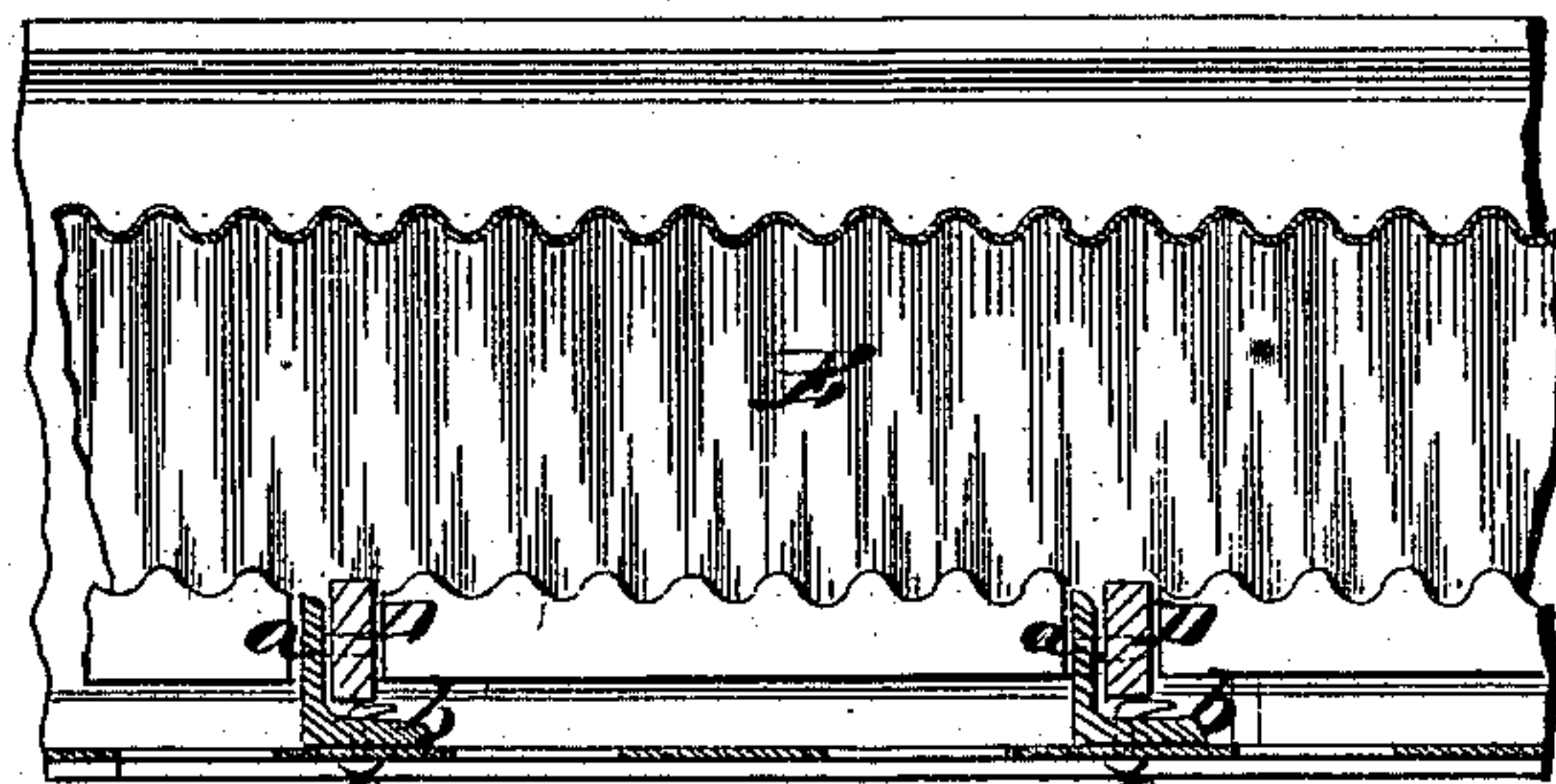
J. W. HOYT.  
Metallic Lathing

No. 162,822.

Patented May 4, 1875.



*Fig: 3.*



Witnesses:

A. E. Mattenberg.

Chas. Johnson

Inventor:

John W. Hoyt

per *Wm. H. Smith*

Atty



# UNITED STATES PATENT OFFICE.

JOHN W. HOYT, OF SPRINGFIELD, MASSACHUSETTS.

## IMPROVEMENT IN METALLIC LATHINGS.

Specification forming part of Letters Patent No. 162,822, dated May 4, 1875; application filed October 20, 1874.

### CASE C.

*To all whom it may concern:*

Be it known that I, JOHN W. HOYT, of Springfield, in the county of Hampden and State of Massachusetts, have invented a new and Improved Method of Securing Furring and Metal Lathing; and that the following is a full, clear, and exact description of the same, reference being had to the accompanying drawings and to the letters of reference marked thereon, making a part of this specification.

This invention is in the nature of an improvement in securing metal furrings to metal beams; and the invention consists in a metal jaw bolted to the ends of the furrings, between which jaw and the end of the furring the flanges of the beams are confined; and the invention further consists in securing the metal lathing to the furring by rivets, the ends of which are upset in the manner hereinafter described.

In the accompanying sheet of drawings, Figure 1 is a cross-section of my invention; Fig. 2, a plan or top view, partly in section; and Fig. 3, a cross-section taken in line *x x*, Fig. 2.

Similar letters of reference indicate like parts in the several figures.

Some strong and cheap plan of securing the metal furring to the metal beams has long been wanted, the ordinary way of fitting and bolting the furring to the beam being expensive and troublesome. It is believed that by my invention a substantial and expeditious method of securing the furring to the beam is had, as will be seen from the following description.

A A' represent the iron flooring-beams, which may be what are known as H-beams, or any other-desirable shape, with a flange on its under side. The furring B, usually formed

from angle-iron, has its vertical flange *a* cut down at its ends until the horizontal flange *b* is enabled to project beneath the lower flange of the beams. To the vertical flange *a* of the furring, near the ends of the same, are bolted jaws C, so that these jaws may rest upon the upper surface of the flange *c* of the floor-beam, inclosing the inner part of said flange, between the jaw C and the flange or base *b* of the furring, holding the furring tightly clamped in this way to the beam, and it cannot be disturbed from its position by any ordinary force. The furring being now in position, the lathing E is placed under it, and a series of holes having been drilled through the horizontal flange *b* of the furring, rivets *e* with heads thereon are inserted through corresponding holes in the lathing, (the heads abutting against the lathing, and the ends projecting through the flange of the furring,) and they are then driven up until their ends abut against a bar, D, which is bolted to the furring, which causes the ends of the rivets to upset and hold the lathing in place against the furring in a substantial manner.

Having thus described my invention, what I claim as new, and desire to secure by Letters Patent, is—

1. Metallic furring having clamps or jaws bolted to the ends thereof, for the purpose of securing said furring to the flanges of metal floor-beams, substantially in the manner described.

2. Metallic furring constructed with supplementary plates, whereon the ends of the rivets for retaining the lathing are upset, substantially in the manner described.

JOHN W. HOYT.

Witnesses:

H. L. WATTENBERG,  
G. M. PLYMPTON.