

J. B. HUTCHINSON & G. W. FAIRFIELD.

Tea and Coffee-Pot.

No. 162,658.

Patented April 27, 1875.

Fig 1

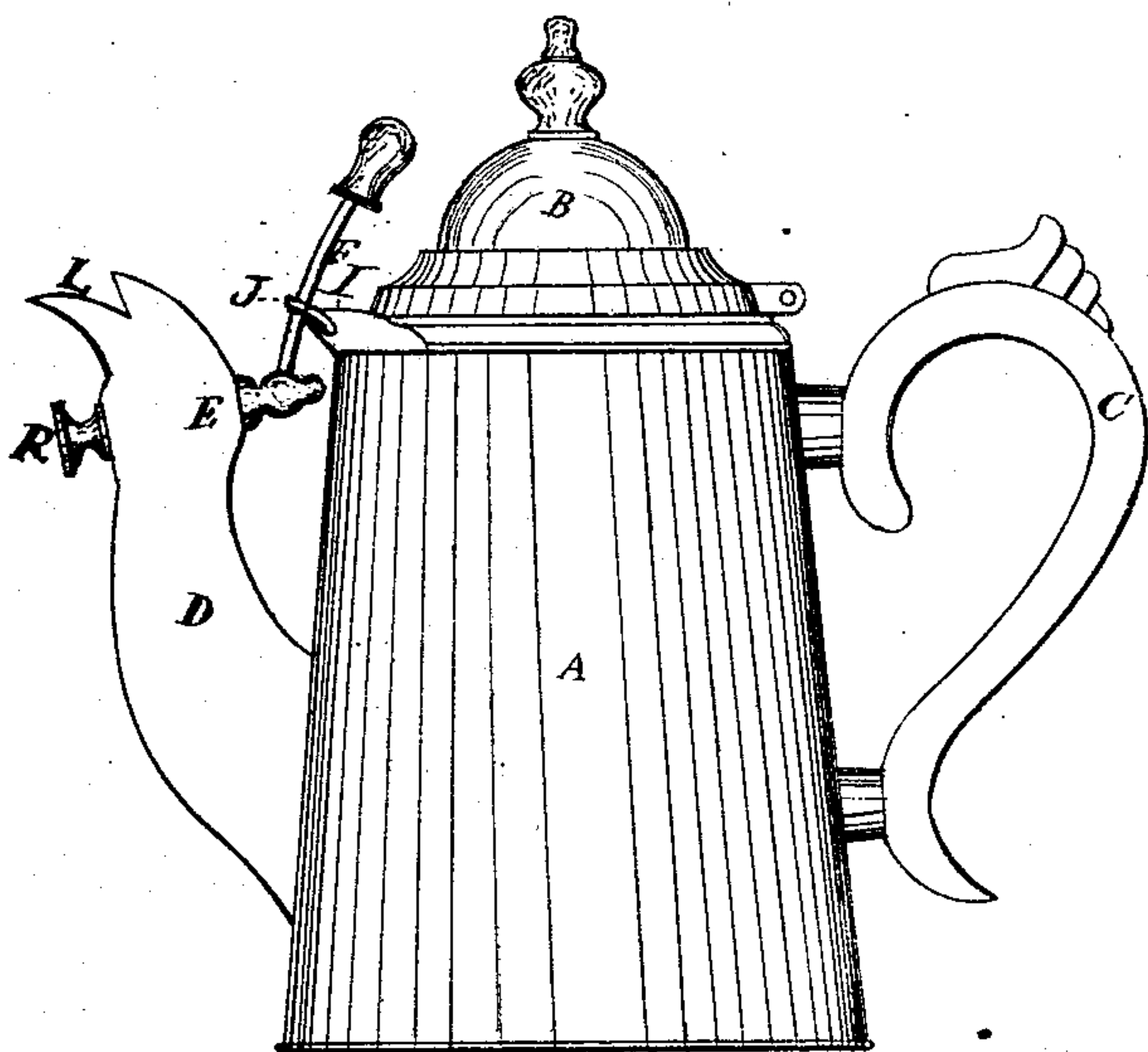


Fig 3

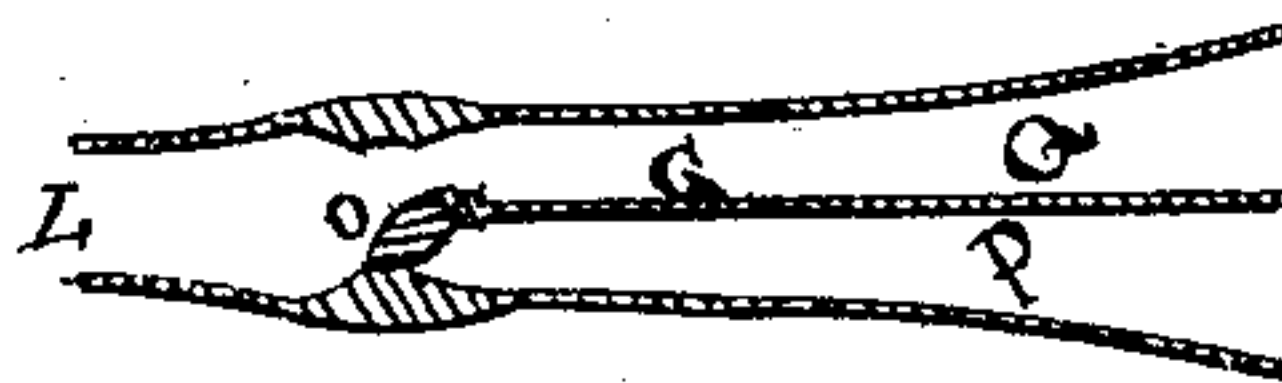


Fig 4


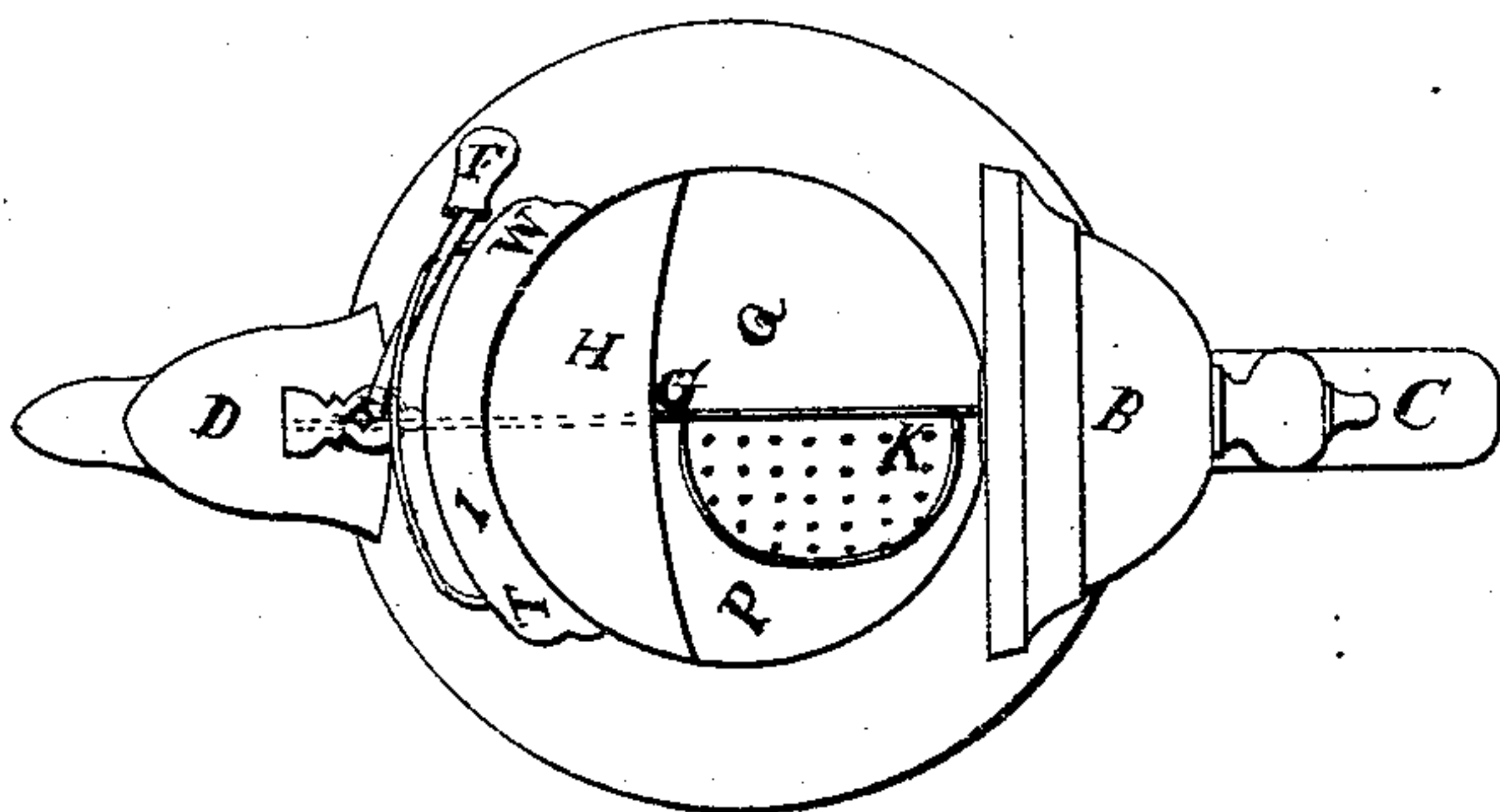


Fig 2



Witnesses;
Annie McCall.
Sam Ross }

Inventors;
James B. Hutchinson
George W. Fairfield

UNITED STATES PATENT OFFICE.

JAMES B. HUTCHINSON, OF CAMBRIDGE, AND GEORGE W. FAIRFIELD, OF BOSTON, MASSACHUSETTS.

IMPROVEMENT IN TEA AND COFFEE POTS.

Specification forming part of Letters Patent No. **162,658**, dated April 27, 1875; application filed February 20, 1874.

To all whom it may concern:

Be it known that we, JAMES B. HUTCHINSON, of Cambridge, in the county of Middlesex, and GEORGE W. FAIRFIELD, of Boston, in the county of Suffolk, all of the State of Massachusetts, have invented certain new and useful Improvements in Tea and Coffee Pots; and we do hereby declare the following to be a full, clear, and exact description of the invention, such as will enable others skilled in the art to which it pertains to make and use it.

The nature of our invention consists in constructing a tea-pot or coffee-pot with a partition, dividing it into two compartments, and then providing the nose or nozzle with a suitably-constructed two-way cock, arranged in such a manner that tea or water may be poured from the same pot, at the option of the person using it.

A more definite understanding of our invention may be gained by reference to the drawings herewith presented, which make a part of these specifications.

Figure 1 is an elevation of an ordinary tea-pot with our improvement upon the nose. Fig. 2 is a top view of the same, with the cover raised at right angles with the top, showing the interior arrangements. Fig. 3 is a sectional view of the nose, and Fig. 4 is a sectional view of the two-way cock.

A, Fig. 1, is the body of a tea-pot; B, the cover; C, the handle, and D the nose; E, the cock; F, the lever to operate the cock E. G, Fig. 2, is the partition dividing the pot, and extends forward into nose D, as shown by dotted lines. H is a piece covering the front part of the top opening of the vessel, to prevent the fluid from flowing out when being used. I and J are guides to keep lever F in position. K is a perforated receptacle for the tea, and is of the form shown in the drawings, Fig. 2, and may be made of any convenient length, being held in position against partition G by a suitable hook. (Not shown in the drawings.) There is also a perforated piece of metal covering the nose where it is joined to the body of the pot to keep the tea-grounds from the nose. L, Fig. 3, is the outlet of the

nose. P and Q are the chambers in the pot. O is the valve, and is now shown as covering the opening to chamber P. Fig. 4 shows the cock in detail. R is a thumb-screw to keep the valve tight. S, a small pin that holds the parts together, the removal of which facilitates in taking cock E apart, in order to remove it. F is the lever to operate the cock E.

The operation is as follows: Having put a sufficient quantity of tea into the receptacle K, and filled both chambers P and Q, respectively, with water, we press lever F hard to the left to letter T, which closes the valve to chamber Q, and leaves it open to chamber P. We now pour forth tea from the pot. Having obtained a sufficient quantity, we reverse the lever F, pressing it hard over to W, closing the valve to chamber P, and opening it to chamber Q, when we pour forth water, as may be required. We then reverse the lever as often as we choose, pouring tea or water, as we may require.

It will be noticed that we have described this invention for tea and water; but it is equally applicable to coffee and milk, or coffee and tea, and is also as well adapted to an earthen pot or urn as anything else, in which case we construct that portion of the nose containing the cock of metal, and fastening it to the earthen pot.

Having fully described our invention, what we claim therein as new, and desire to secure by Letters Patent, is—

1. In a duplex vessel, a divided spout provided with a two-way cock at or above the level of the liquid in said vessel, substantially as described.

2. The combination of the divided spout and two-way cock, provided with lever F and guide J I, substantially as described.

In testimony that we claim the foregoing we have hereunto set our hands.

JAMES B. HUTCHINSON.
GEORGE W. FAIRFIELD.

Witnesses:

J. D. NORRIS,
W. H. MCGLAUGHLIN.