

M. WATERBURY.
Lamp-Extinguisher.

No. 162,593.

Patented April 27, 1875.

Fig. 1

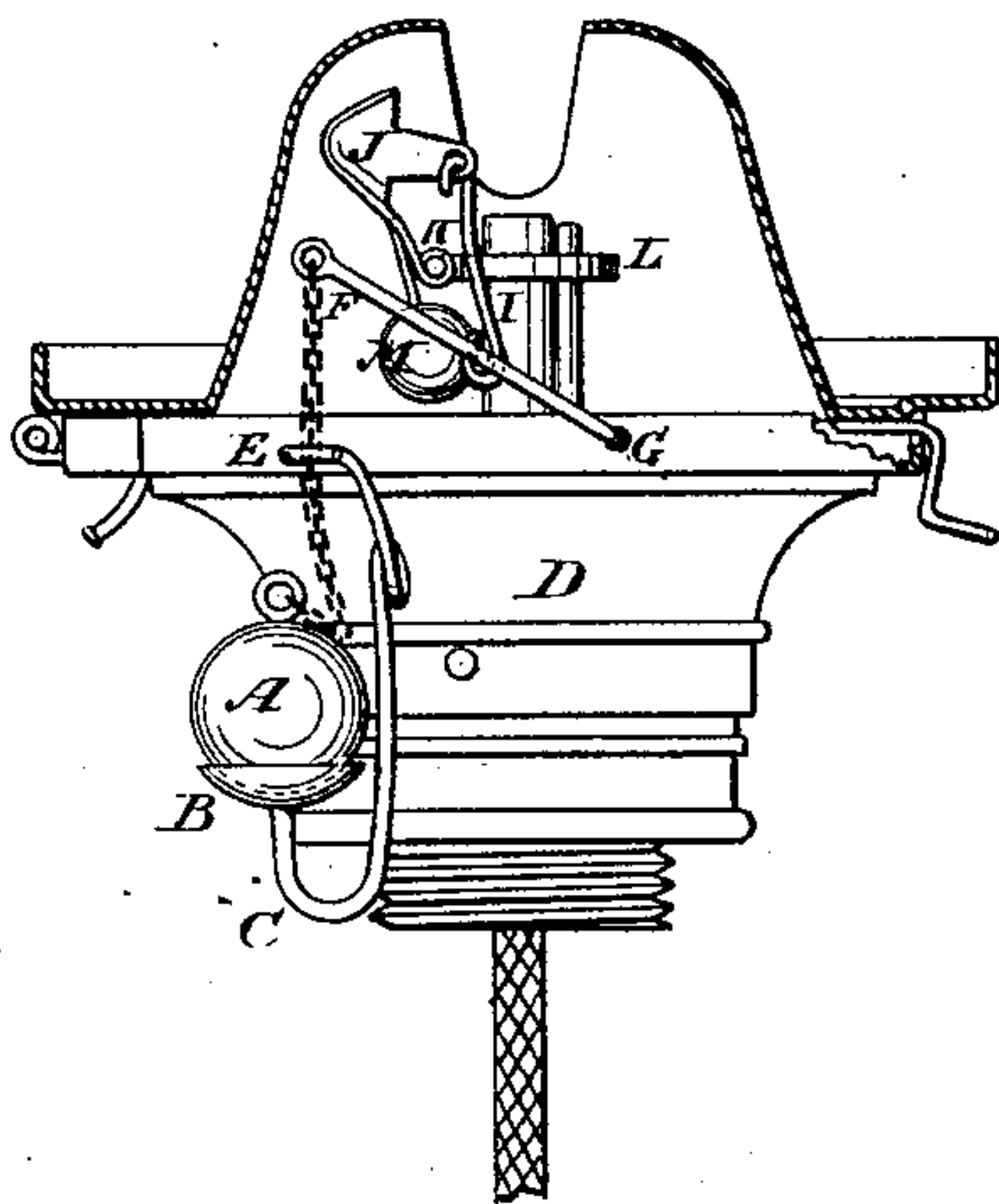


Fig. 2

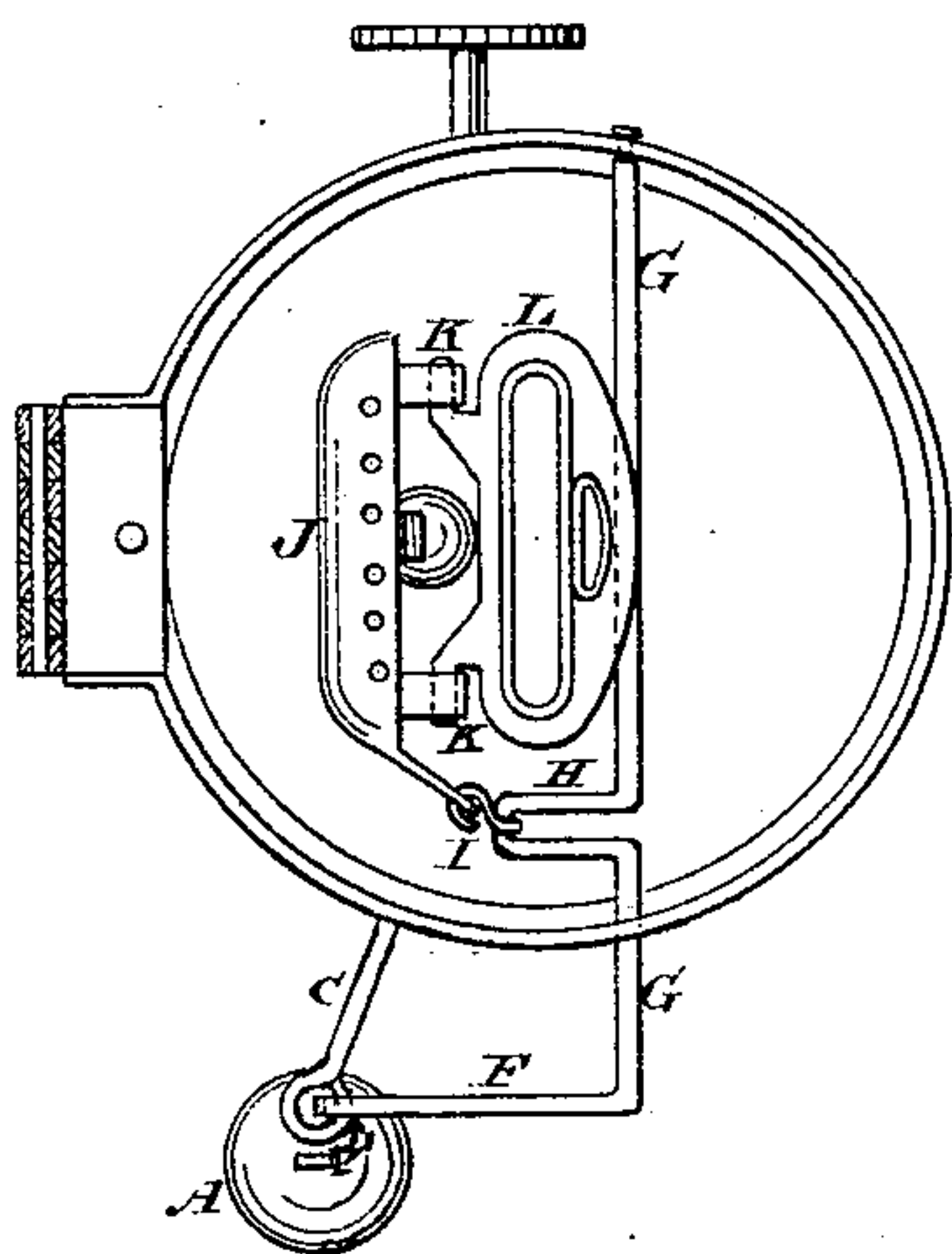
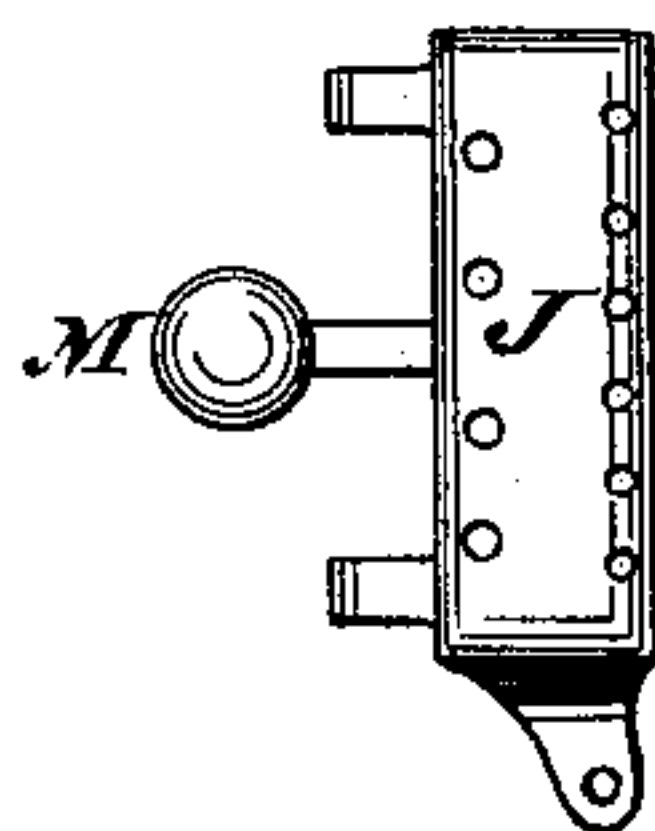


Fig. 3



WITNESSES:

A. Penneken
J. H. Scarborough

INVENTOR:

M. Waterbury

BY

M. Waterbury
ATTORNEYS.

UNITED STATES PATENT OFFICE.

MILAN WATERBURY, OF MASON CITY, ASSIGNOR TO HIMSELF AND
WILLIAM H. BETTS, OF SAME PLACE.

IMPROVEMENT IN LAMP-EXTINGUISHERS.

Specification forming part of Letters Patent, No. **162,593**, dated April 27, 1875; application filed
March 6, 1875.

To all whom it may concern:

Be it known that I, MILAN WATERBURY, of Mason City, in the county of Cerro Gordo and State of Iowa, have invented a new and Improved Lamp-Extinguisher, of which the following is a specification:

My invention relates to an improvement in flame-extinguishers for lamps. The feature of novelty is the specific construction and combination of parts, as hereinafter described and claimed, for I am aware the combination of a weight and a hinged cap, under such an arrangement that, when the lamp is overturned, the weight will cause the cap to extinguish the flame, is not new. I am also aware that flame-extinguishing caps have been heretofore provided with springs for holding them away from the wick-tube, except when acted on by a cranked rod or other analogous device.

Figure 1 represents a sectional side elevation of a lamp top, showing my invention as applied. Fig. 2 is a plan of the same. Fig. 3 is a detached view of the extinguisher-cap.

Similar letters of reference indicate corresponding parts.

In the case here presented I have a ball, A, resting loosely on a shallow cup, B, supported on the bracket C, which is soldered or otherwise attached to the metal top D. The said ball has a chain or cord attached, which extends upward through an eye, E, in the upper part of the aforesaid bracket, and has its end attached to the lever F located on the outer end of the rod G. The said rod has an arm, H, situated near the wick-tube, the said arm

having a wire or rod, I, linked thereto, and extending upward connects with a fixed arm projecting from one end of the extinguisher J. The said extinguisher has its sides perforated, and, its ends being closed, forms a perfect hood or cover for the top of wick when applied. The extinguisher is hinged to the ears or projections K K on the base L, which is attached at or near the top of the wick-tube, and has a ball or weighted arm, M, attached to its inner side for the purpose of keeping it balanced open while the lamp is in use; but should the said lamp be upset by accident or otherwise the ball will immediately be dislodged from its seat in the cup, and in falling its weight will draw the chain or cord tight, and thereby pull the lever downward, which in its turn will cause the extinguisher to overlap the top of the wick-tube, and thus immediately extinguish the lamp, thereby preventing all possibility of explosion or of the contents thereof from ignition.

Having thus described my invention, I claim as new and desire to secure by Letters Patent—

The combination, with a lamp-burner, of the hinged extinguisher-cap J, a weight, M, attached thereto by an arm, the link I, the rod G having arms H F, the ball-weight A, its chain, and a bracket-support, as shown and described, to operate as specified.

MILAN WATERBURY.

Witnesses:

JOHN LATTIMORE, Jr.,
BENJ. RANDALL.