

H. C. JONES.

Binding-Attachment for Sewing-Machines.

No. 162,562.

Patented April 27, 1875.

Fig: 1.

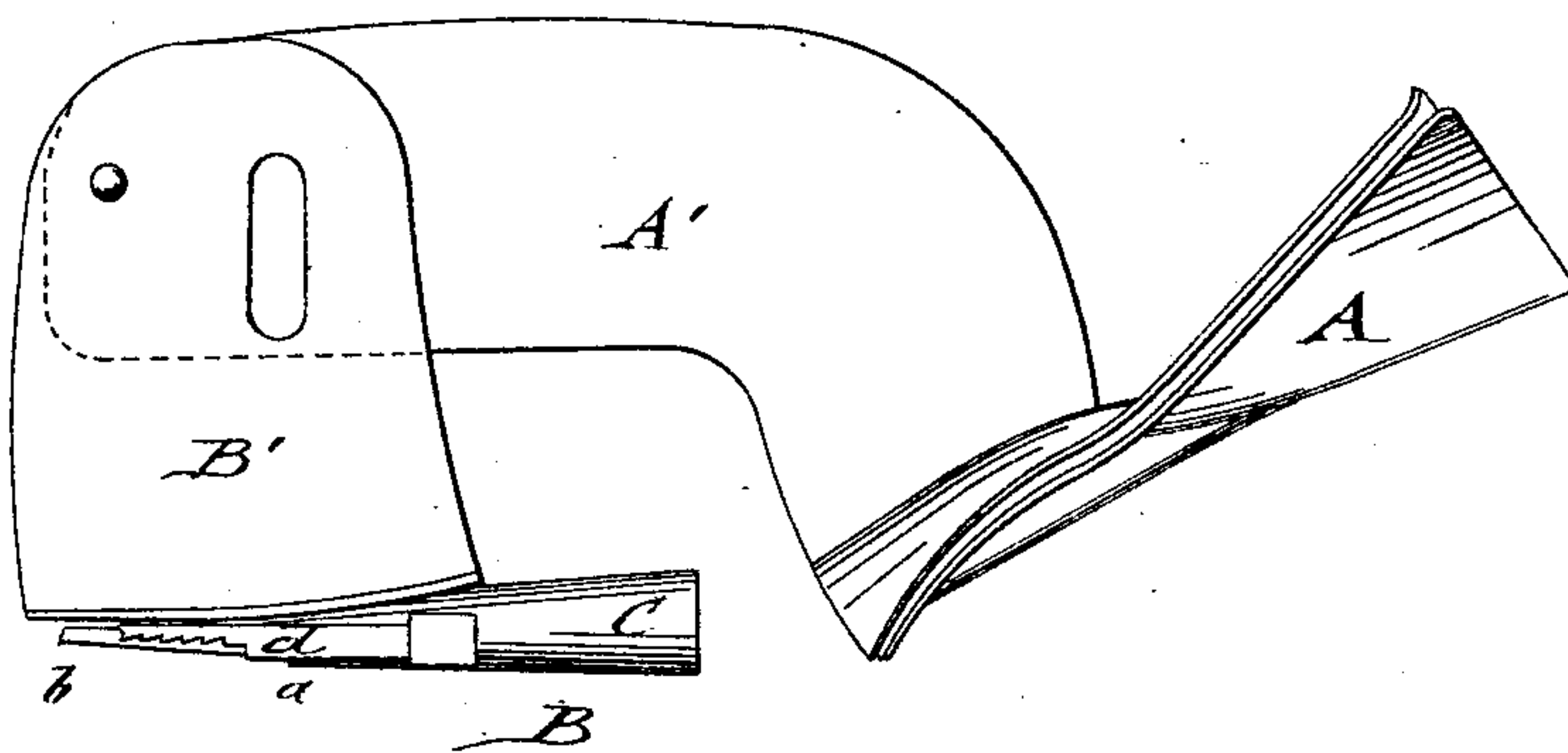


Fig: 2.

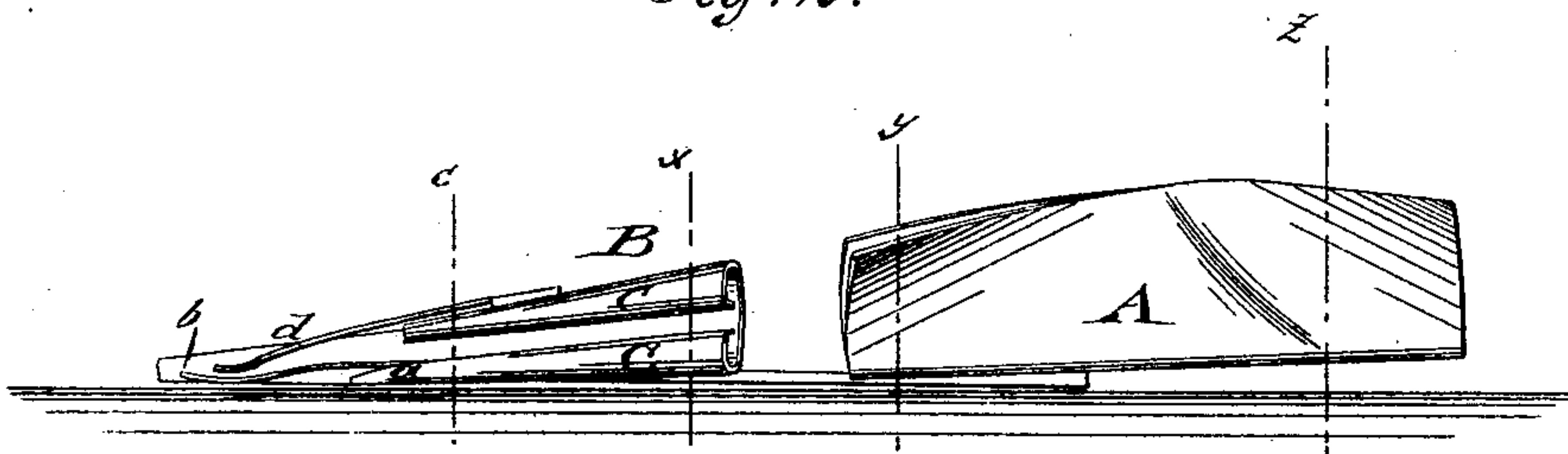


Fig: 3.

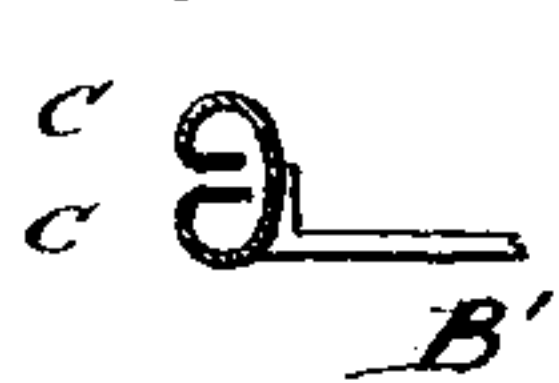


Fig: 4.



Fig: 5.

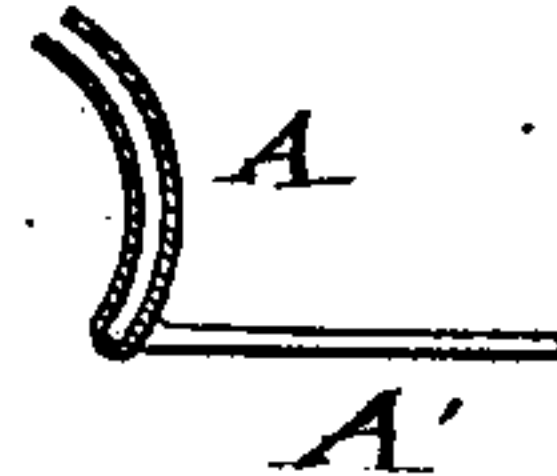


Fig: 6.

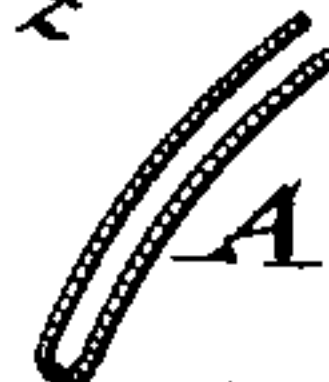


Fig: 7.

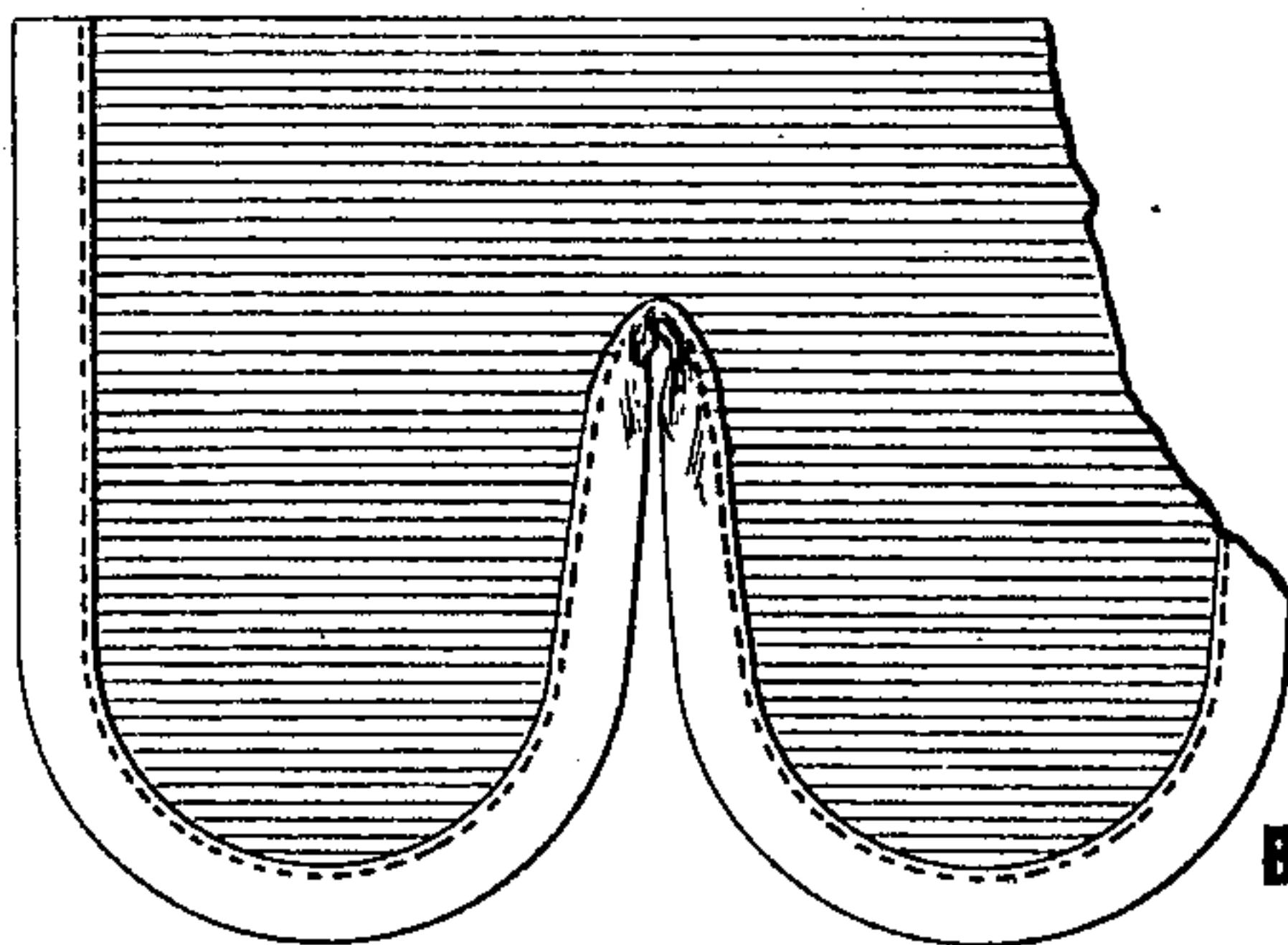


Fig: 8.



WITNESSES:

Chas. Nida  
Hedgwick

INVENTOR:

H. C. Jones  
BY  
Attorneys.



# UNITED STATES PATENT OFFICE.

HAMILTON C. JONES, OF BROOKLYN, NEW YORK.

## IMPROVEMENT IN BINDING ATTACHMENTS FOR SEWING-MACHINES.

Specification forming part of Letters Patent No. **162,562**, dated April 27, 1875; application filed March 13, 1875.

*To all whom it may concern:*

Be it known that I, HAMILTON C. JONES, of Brooklyn, in the county of Kings and State of New York, have invented a new and Improved Binding Attachment to Sewing-Machines, of which the following is a specification:

In the accompanying drawing, Fig. 1 represents a top view, and Fig. 2 a side view, of my improved binding attachment to sewing-machines. Figs. 3, 4, 5, and 6 are, respectively, vertical transverse sections of the same on the lines *c c*, *x x*, *y y*, and *z z*, Fig. 2; and Figs. 7 and 8 show the mode of binding and stitching with the binder.

Similar letters of reference indicate corresponding parts.

My invention relates to an improved binding attachment to sewing-machines, by which the binding is fed in an even and regular manner with the material to the presser-foot and needle, so that the upper and under folds are simultaneously stitched to the goods, and the binding laid neatly in proper width on turning angles or abrupt circles.

My invention consists of a spiral adjustable rear guide, and a double tapering front guide, with extension arm or tongue at the lower guide-scroll for the under fold, and a serrated spring-arm at the upper scroll for the upper fold for feeding the double-folded binding and intermediate material to the presser-foot and needle.

In the drawing, A represents the adjustable rear guide, which is soldered or otherwise attached to a base-plate, A', that is pivoted to the base-plate B' of the tapering double front guide B, and adjusted therewith by means of guide-slots and clamp-screw to the table of the sewing-machine, so that the rear guide may be set at any suitable angle toward the front guide, as found most convenient in the working of the machine, and the feeding of the binding. The rear guide A is of spirally-curved shape, as indicated in Figs. 1 and 2, and open at the upper part for sliding in the binding. The double front guide B is made of two tapering scrolls, C, that form the upper and under folds of the binding, and guide intermediately the material to which the binding is applied. The lower scroll C of front guide B is provided with a shorter side extension, *a*, for regulat-

ing the under fold and a forward-extending arm or tongue, *b*, which holds the under fold of binding in its proper place, and reaches a short distance beyond the needle for keeping the binding at its proper width when turning a point, angle, or circle. The tongue also retains the under fold, while the presser-foot is raised, giving thereby clear space on turning a corner and allowing the re-entering of the goods between the folds of the binding. A spring-arm, *d*, extends from the front end of the upper scroll C in forward direction, and is of somewhat less length than the tongue of the lower scroll. The front end of spring-arm *d* is serrated, the teeth being set in forward direction to produce a diagonal tension toward the needle. The spring-arm *d* controls the upper fold and keeps the bind at the proper width, holding it in position when the presser-foot is raised, and laying by the spreading action of the teeth a neat plait in the upper edge of the binding on turning any angle, point, or circle.

The binding is fed in regular manner through the guides to the needle, forming the upper and under folds without requiring re-adjustment, and laying them on the edge of goods without the least difficulty, so as to stitch the goods and folds simultaneously as they are fed to the presser-foot and needle. An effective time and labor saving binder of simple and easy application is thus provided for sewing-machines.

Having thus described my invention, I claim as new and desire to secure by Letters Patent—

1. The binding attachment to sewing-machines composed of adjustable spiral rear guide and double tapering front guide, with fold-controlling tongue and serrated spring-arm, substantially in the manner and for the purpose set forth.

2. The combination, with the double tapering front guide, provided at the front end of the lower scroll with shorter side extension and forward-extending arm or tongue, of a serrated-top spring-arm, arranged on the upper scroll, substantially as and for the purpose described.

HAMILTON C. JONES.

Witnesses:

PAUL GOEPEL,  
T. B. MOSIER.