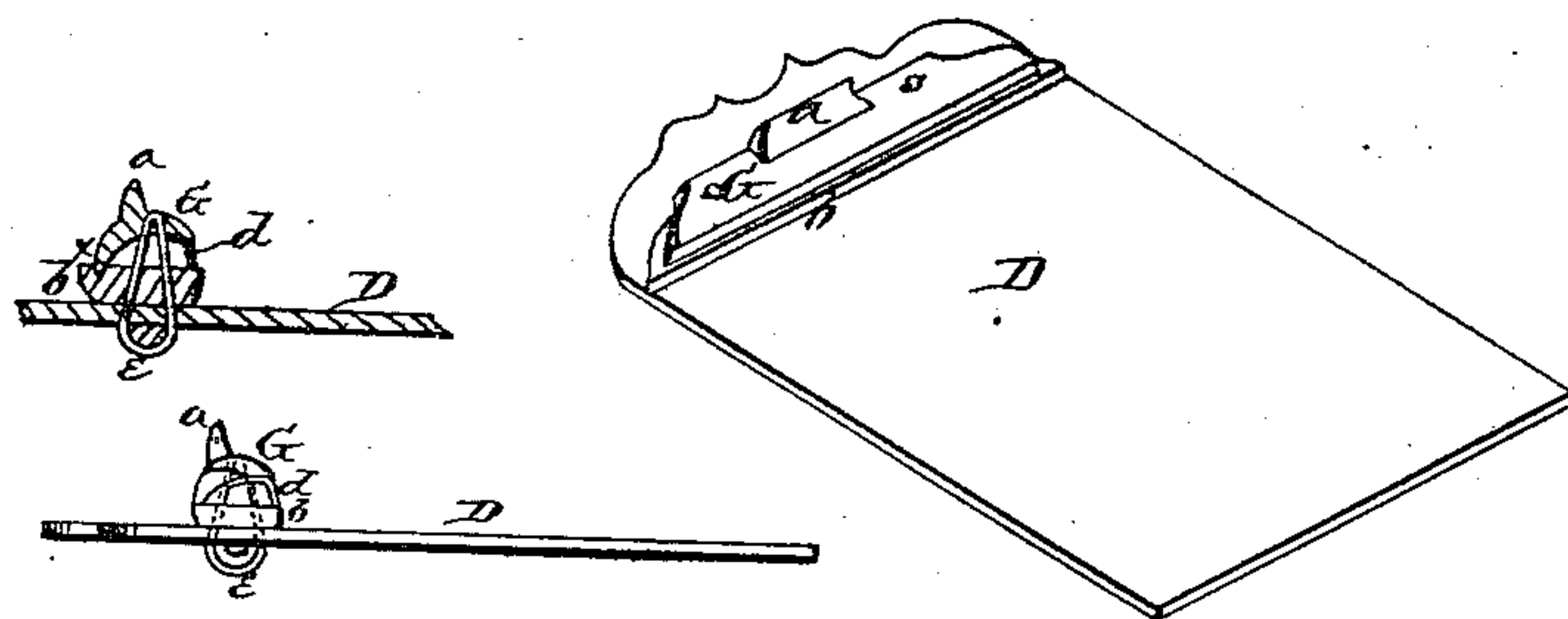
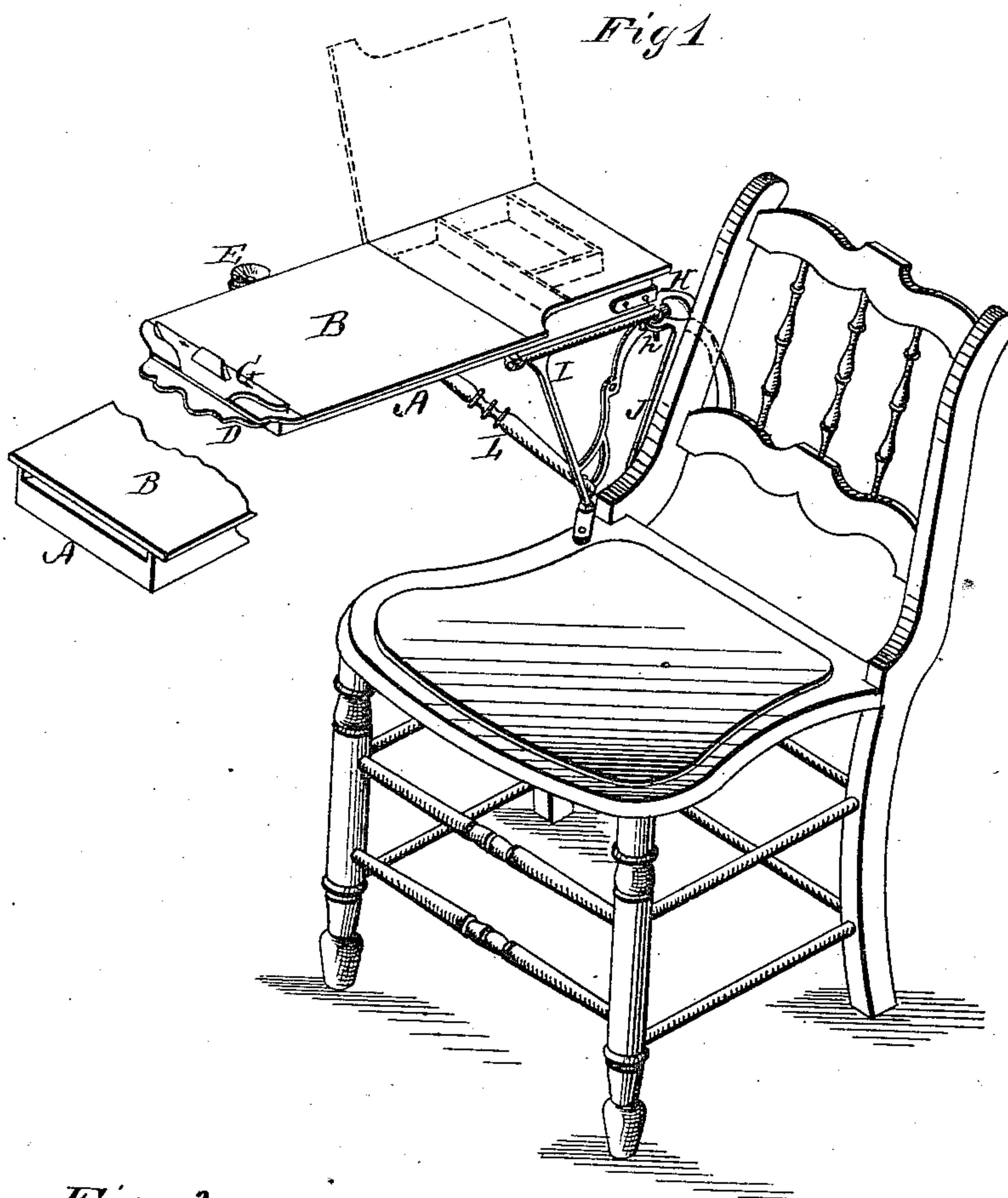


J. A. PARK & W. WOODHOUSE.

Writing-Desk for Chairs.

No. 162,097.

Patented April 13, 1875.



WITNESSES

Frank L. Outland

C. L. Everh.

INVENTOR

James A. Park, Wm. Woodhouse

By Alexander Mason

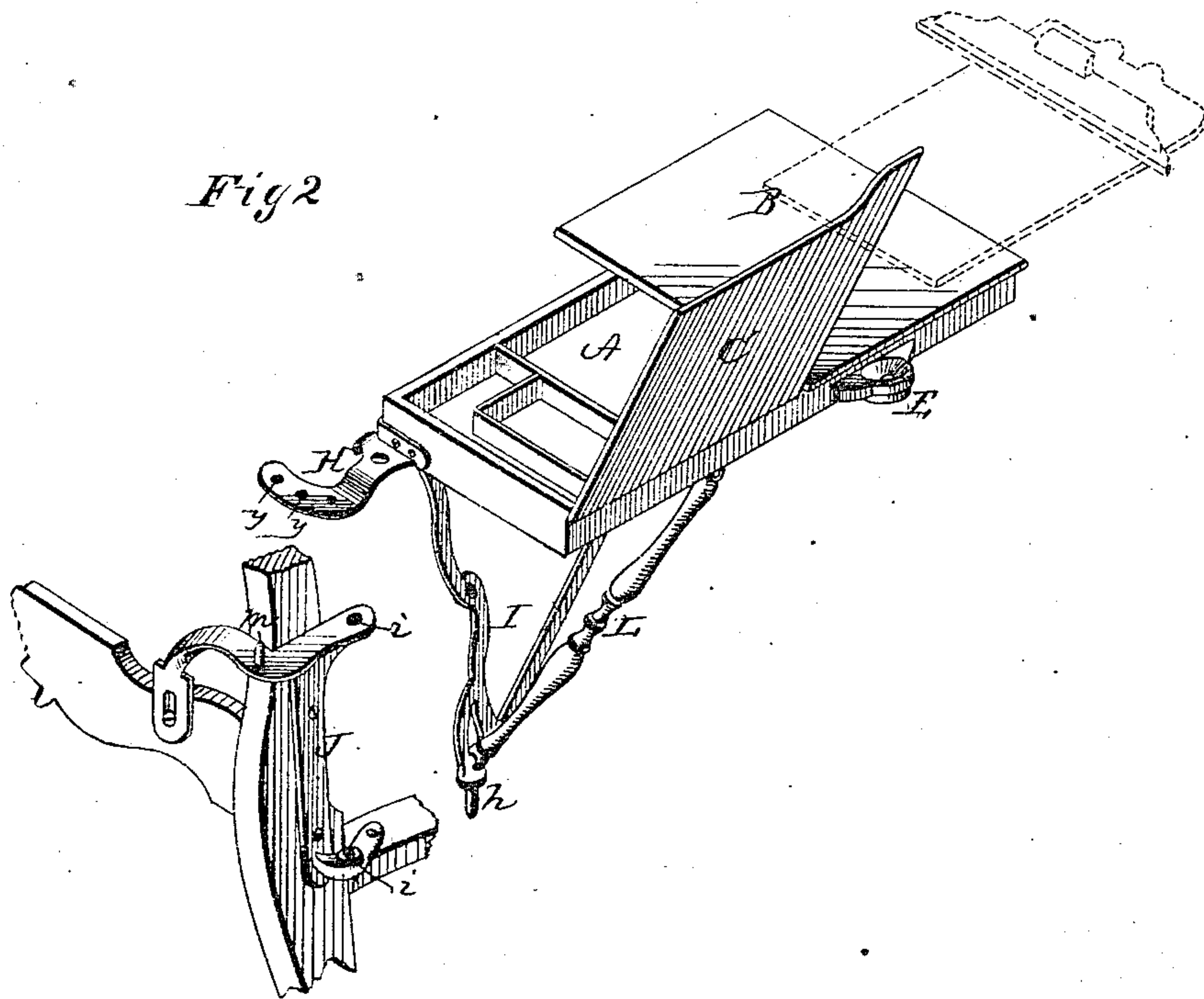
ATTORNEY

J. A. PARK & W. WOODHOUSE.

Writing-Desk for Chairs.

No. 162,097.

Patented April 13, 1875.



WITNESSES

WITNESSES
Frank L. Quind

C. L. Ewert

By

INVENTOR

INVENTOR
James A. Park, Wm Woodhouse

Alexander Mason

Attorney

UNITED STATES PATENT OFFICE.

JAMES A. PARK, OF LANSING, AND WILLIAM WOODHOUSE, OF MASON,
MICHIGAN.

IMPROVEMENT IN WRITING-DESKS FOR CHAIRS.

Specification forming part of Letters Patent No. **162,097**, dated April 13, 1875; application filed
April 8, 1875.

To all whom it may concern:

Be it known that we, JAMES A. PARK, of Lansing, and WILLIAM WOODHOUSE, of Mason, both in the county of Ingham and State of Michigan, have invented certain new and useful Improvements in Writing-Desks for Chairs; and we do hereby declare the following to be a full, clear, and exact description thereof, reference being had to the accompanying drawing, and to the letters of reference marked thereon.

Our invention relates to that class of writing-desks which are attached to chairs; and the nature of our invention consists in the construction and arrangement of the desk, and also in the devices for supporting and adjustably connecting the same to a chair, as will be hereinafter more fully set forth.

In order to enable others skilled in the art to which our invention appertains to make and use the same, we will now proceed to describe its construction and operation, referring to the annexed drawings, which form a part of this specification, and in which—

Figure 1 is a perspective view of a chair with our writing-desk attached thereto. Fig. 2 is a perspective view of the desk and fastening device attached, and Fig. 3 is a perspective view of the paper-holder.

The desk is made in the form of a box, A, of any suitable form and dimensions, divided in the interior into compartments for holding paper, pens, and other articles, as required. The top of the desk-box A is formed of a stationary part, B, at the outer end, and a hinged lid, C, at the inner end. The stationary part B may be covered with oil-cloth or other suitable material, as commonly used on desks. On the side of the desk is a suitable projection, with strap or other device for permanently attaching an inkstand, E. In the desk, immediately underneath the stationary top B, slides a paper-holder, consisting of a board, D, with a clip at its outer end. The clip consists simply of a molding, G, with thumb-piece *a* formed thereon. The outer edge *x* of the molding may either sit in a groove made in a bar or cleat, *b*, attached to the board D, or may be hinged to the board. The inner edge of the clip is provided with a metal edge,

d, which will hold the paper when torn off, and act as a cutter therefor, and the clip is held down by means of rubber bands or rubber springs *e e*, as shown in Fig. 3. At the inner rear corner of the desk is fastened a curved metal arm, H, provided with a series of perforations, *y y*, as shown in Fig. 2. Along the inner edge of the desk, at the rear end, is hinged a triangular brace, I, provided at its rear edge with two vertical points or pivots, *h h*, one at the top and the other at the bottom, and on a straight line with each other. On the side of the chair to which the desk is to be attached is fastened a casting, J, constructed in any suitable manner to fit the chair, and formed with two holes or sockets, *i i*, on a straight line with each other, into which the pins or pivots *h h* are inserted. The casting J is further provided with a pin, *m*, upon which the arm H is placed by the pin passing through either of the perforations *y* therein. By this means the desk may be adjusted at any angle desired, and it is held by means of a brace, L, connected to the outer edge of the desk, and having its lower end notched and placed in the lower angle of the brace I.

The desk thus constructed and held will be sufficiently steady for all practical purposes. It may be adjusted at any angle desired, and when not in use can be folded in over the chair, or can be entirely lifted off and hung up in any convenient place out of the way.

The paper-holder, by sliding in the desk, allows the writer to move his paper up as the writing progresses, and dispenses with the moving of the arm and hand.

Having thus fully described our invention, what we claim as new, and desire to secure by Letters Patent, is—

1. A desk divided into compartments, and provided with a connecting device folding therewith, whereby it can be attached to a chair, substantially as set forth.

2. In a desk attachment for chairs, the desk-box A, divided into suitable compartments, and provided with the hinged top C, stationary top B, and sliding paper-holder D G, substantially as and for the purposes herein set forth.

3. The combination of the perforated arm H, hinged brace I, provided with the pivots *h h*, and a casting, J, provided with the holes or sockets *i i* and pin *m*, substantially as and for the purposes herein set forth.

4. The combination, with a desk, A B C, of the perforated arm H, hinged brace I, provided with the pivots *h h*, and a casting, J, attached to a chair, and provided with the holes or sockets *i i* and pin *m*, and a brace, L, for

supporting the desk, substantially as and for the purposes herein set forth.

In testimony that we claim the foregoing as our own we have hereto affixed our signatures in presence of two subscribing witnesses.

JAMES A. PARK.

WILLIAM WOODHOUSE.

Witnesses:

E. G. ANGEL,

N. T. TAYLOR.