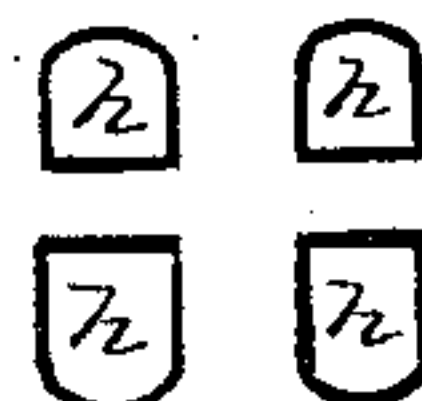
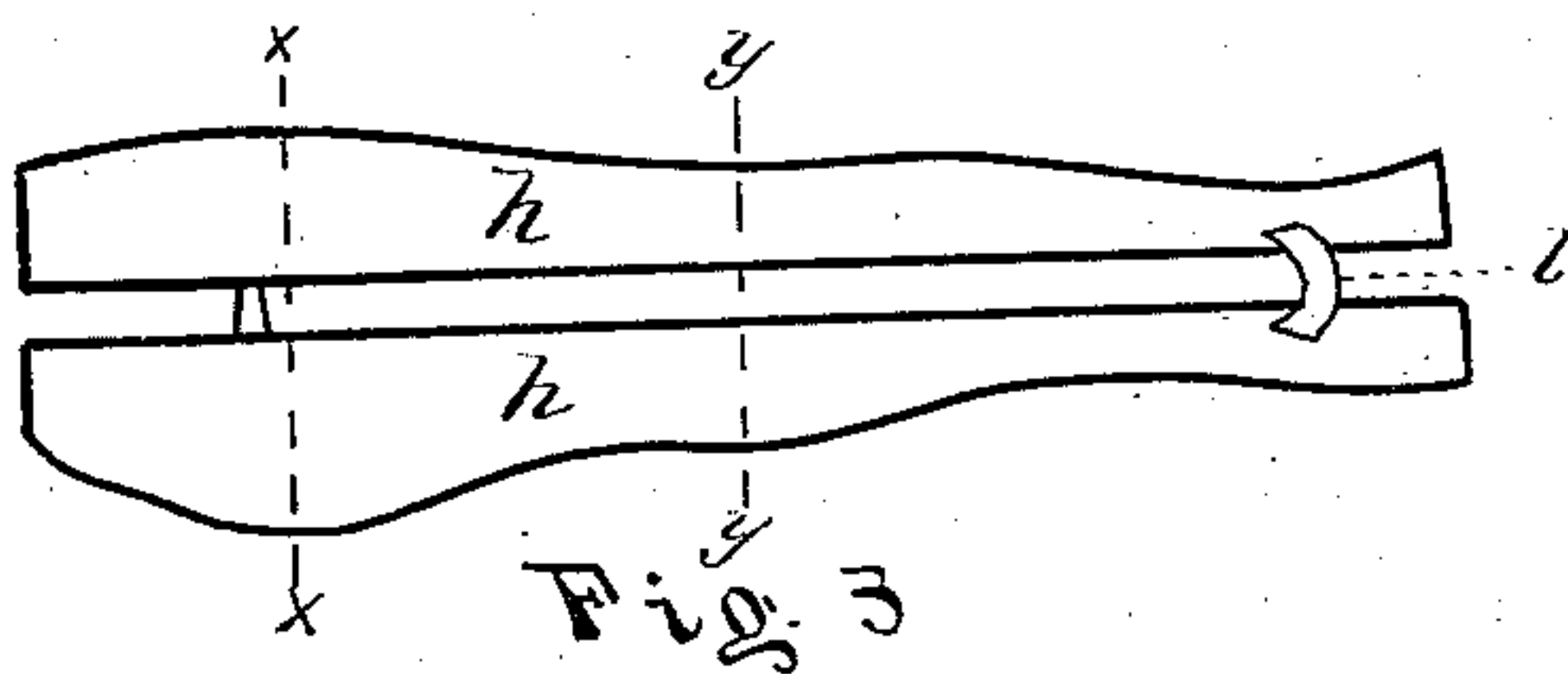
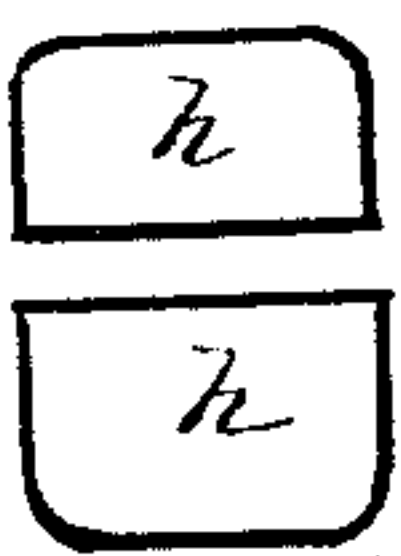
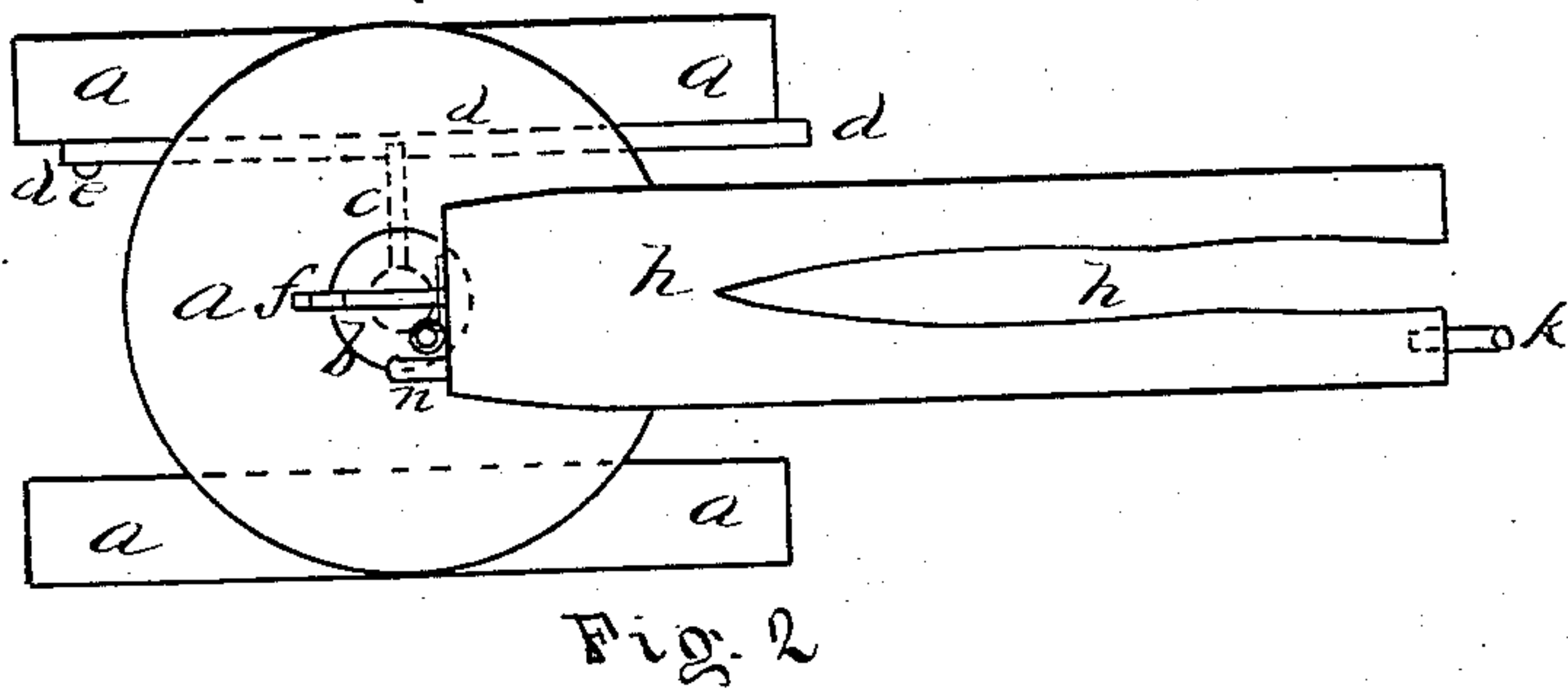
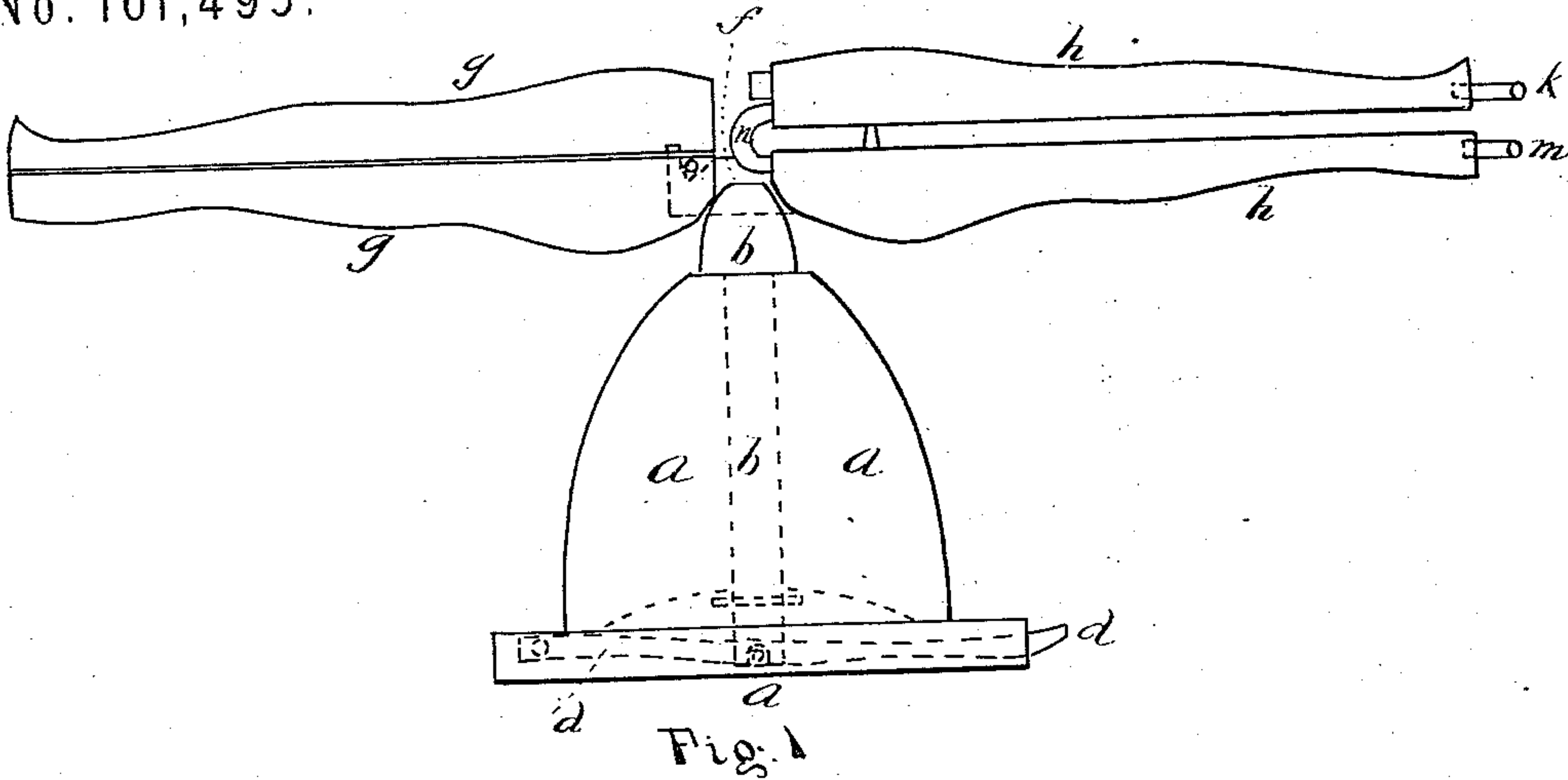


R. M. EASTMAN.
Pantaloons-Shaper.

No. 161,495.

Patented March 30, 1875.



Witnesses
E. H. Ober.
B. N. Williams

Inventor,
Rufus M. Eastman
By his Attys,
Henry W. Williams & Co.

UNITED STATES PATENT OFFICE.

RUFUS M. EASTMAN, OF BOSTON, MASSACHUSETTS, ASSIGNOR TO AMANDA D. FRENCH, OF SAME PLACE.

IMPROVEMENT IN PANTALOONS-SHAPERS.

Specification forming part of Letters Patent No. 161,495, dated March 30, 1875; application filed December 5, 1874.

To all whom it may concern:

Be it known that I, RUFUS M. EASTMAN, of Boston, in the county of Suffolk and State of Massachusetts, have invented a new and valuable Improvement in Devices for Shaping Pantaloons; and I do hereby declare that the following, when taken in connection with the accompanying drawings, is a full, clear, and exact description thereof.

In this invention steam is injected into hollow metallic formers, upon which the pantaloons are placed, and the pantaloons are quickly dried and shaped upon the said formers, by the heat from the steam, in a very superior manner, and without the slightest danger of scorching or necessity for subsequent ironing. One or more formers are mounted in such a manner that they may be revolved or held immovably in any position.

In the accompanying illustration, Figure 1 is an elevation of my apparatus. Fig. 2 is a plan of the same, one former only being in use. Fig. 3 is a longitudinal vertical section cut through one of the formers. Fig. 4 is a transverse section through the line *x x*. Fig. 5 is a similar section through the line *y y*.

Similar letters of reference indicate corresponding parts.

a represents a supporting-frame, which may be of any suitable shape. *b* is a post or standard, of the shape shown (partially by broken lines) in Fig. 1. The upper portion of this post *b* rests, by means of a shoulder, upon the frame *a*, while the rest of said post extends through the frame. A rod, *c*, projects horizontally from the lower end of the post *b*, and lies in a slot upon the under side of a hinged lever, *d*. One end of the lever *d* is hinged at the point *e*, while the other end is free. When the lever *d* is at rest in its natural condition it lies over the rod *c*, and the post *b* is kept from moving. When the lever *d* is raised the rod *c* is released, and the post *b* may be rotated. Projecting from the upper end of the

post *b*, by means of plate *f*, or in any other similar manner, are one or more formers, *g h*. Each of these formers is made in two parts, each part being a chamber, as seen in Fig. 3. They are usually made entirely of metal. The pantaloons are placed upon them, and they are wedged apart in the usual manner. Steam is injected into the former through pipe *k*, passes around the hip of the upper section of the former, through pipe *l* into the lower section, around the hip, and out through pipe *m*. Thus, all portions of the former are quickly and thoroughly heated, and the pantaloons are dried and shaped in two minutes' time. The pipe *l* is made of flexible material, so as to allow of the wedging of the formers.

In case it is thought desirable, each leg of the pantaloons may be operated upon independently by attaching the pipe *n* and allowing the steam to enter through pipe *k*, circulate through the hip and pipe *n*, and out through pipe *m*.

I am aware that other devices have been invented for the purpose of shaping pantaloons, such as a perforated former, which slowly dries the pantaloons, but which is open to the objection of drying them in spots—a former intended to be placed in a drying or steaming chamber, &c. I claim nothing shown in any of these inventions.

What I claim, and desire to secure by Letters Patent, is—

1. The combination, with one or more of formers *h*, of the post *b*, frame *a*, rod *c*, and lever *d*, substantially as and for the purpose above set forth.

2. The combination, with the two parts of the former *h*, of the flexible connecting-pipe *l*, as and for the purpose specified.

RUFUS M. EASTMAN.

Witnesses:

HENRY W. WILLIAMS,
E. H. OBER.