

H. A. BEHN, Jr.  
Temporary-Binder.

No. 161,198.

Patented March 23, 1875.

Fig. 1.

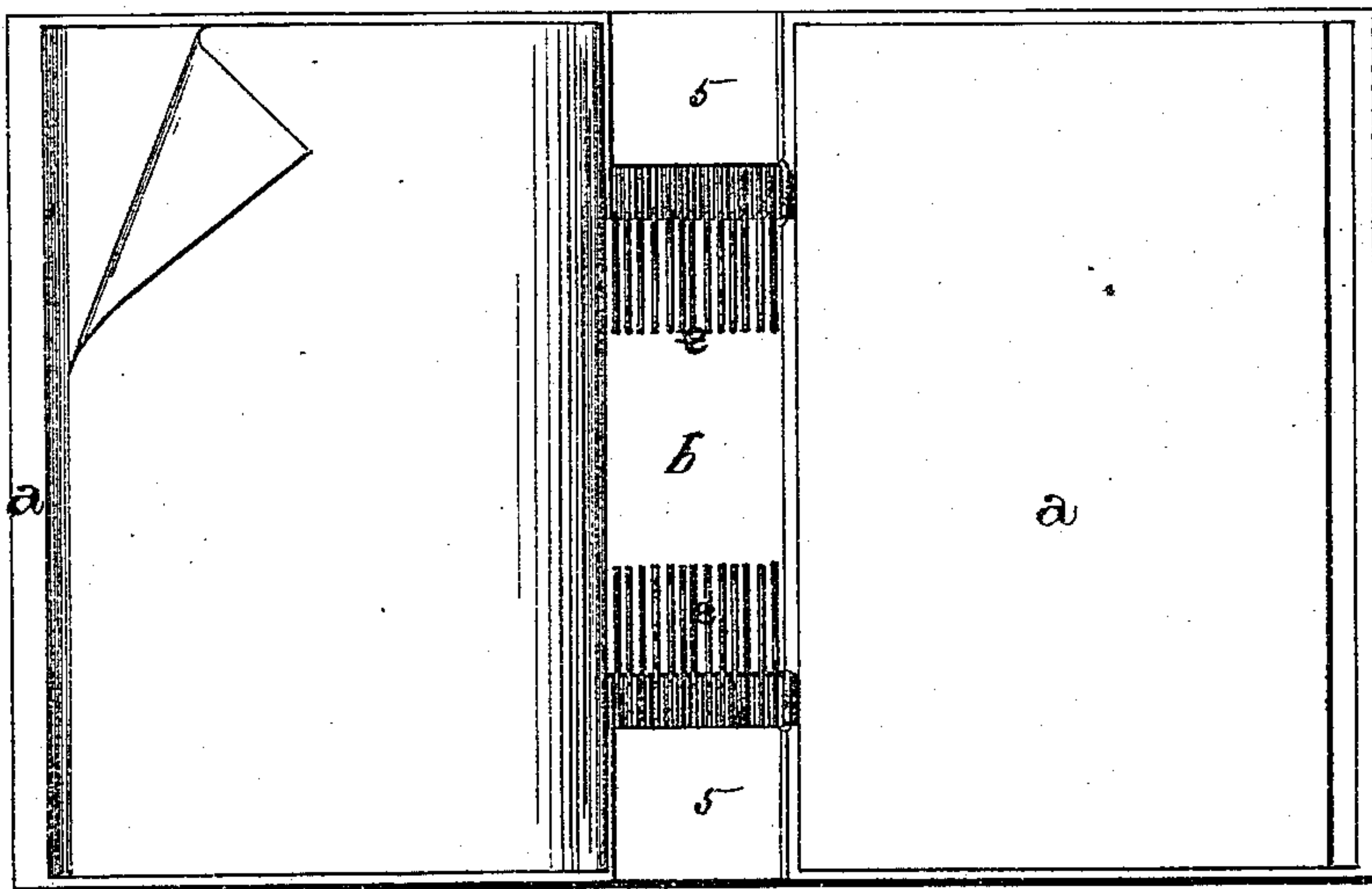


Fig. 2.

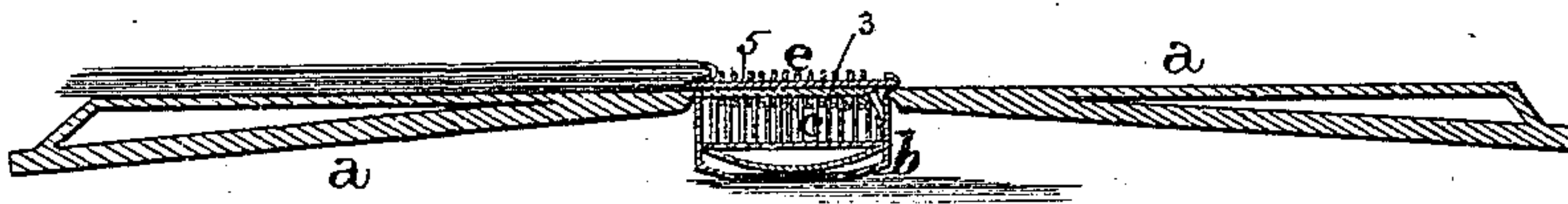
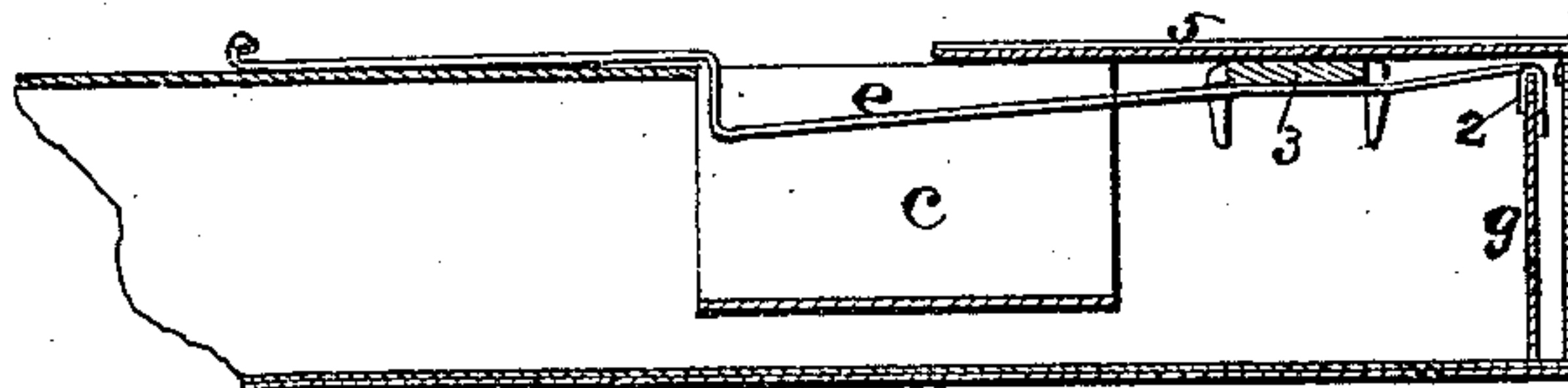


Fig. 3.



WITNESSES.

*J. W. Garner,*  
*Frank Cloudy.*

INVENTOR.

*H. A. Behn, Jr.*  
*per*  
*F. A. Lehmann, atty.*

# UNITED STATES PATENT OFFICE.

HENRY A. BEHN, JR., OF TROY, NEW YORK.

## IMPROVEMENT IN TEMPORARY BINDERS.

Specification forming part of Letters Patent No. **161,198**, dated March 23, 1875; application filed September 12, 1874.

*To all whom it may concern:*

Be it known that I, HENRY A. BEHN, JR., of Troy, in the county of Rensselaer and State of New York, have invented certain new and useful Improvements in Temporary Binders; and I do hereby declare the following to be a full, clear, and exact description of the invention, such as will enable others skilled in the art to which it pertains to make and use it, reference being had to the accompanying drawings, which form part of this specification.

My invention relates to an improvement in temporary binders; and it consists in the construction of the springs for holding the leaves in position, and the devices whereby the springs are attached to the covers.

The accompanying drawings represent my invention.

*a* represents the covers, which are hinged in the ordinary manner to the back *b*, which is made hollow and thicker than usual, the central part being covered over in order to form a rest for the inner ends of the springs and the leaves which are to be bound. The covers *a* are made thicker from their inner out toward their outer edges, as shown, so as to prevent them from warping out of shape so easily, and to have the binder almost closed when there are few papers in it. In the back *b*, at each end of the closed central part, and at a short distance from the ends of the back itself, there are secured a number of partitions, *c*, which separate the springs *e* by which the leaves or papers are held in position. These springs are made of spring-wire, bent and shaped as shown, and each one is placed in between the partitions, so as to prevent lateral movement, their inner ends resting upon the closed central part of the back, while their downwardly-bent outer ends catch over the top of the end plates *g*, of the back, and are separated by the small U-shaped wires 2, which are placed between them. Hinged to one side of the back at each end is a cross-piece, 3, which closes down over the tops of the springs,

and holds them down in position, and gives them greater elasticity and force. Over the top of these cross-pieces are plates 5, to confine the cross-pieces down upon the springs, and for protection.

When it is desired to bind music-sheets or other papers two holes, at a distance corresponding with the distance between the rectangular bend in the opposite springs, are made in the fold or back of the paper. Then elevating one of the springs by means of a small hook or finger, it is passed through one of the holes in the paper. Then turning the paper side-wise for convenience only the corresponding spring on the opposite side is elevated, the paper put in its proper position, and the spring passed through its appropriate hole, when the paper will be found to be securely and neatly fastened.

Having thus described my invention, I claim—

1. The springs *e*, having their inner ends bent so as to press or hold the papers or music down upon the back *b*, and their outer ones to catch over the top of the plate *g*, substantially as set forth.

2. The springs *e*, bent as shown, in combination with the partitions *c*, substantially as shown.

3. The combination of the springs *e*, partitions *c*, cross-pieces 3, and plates 5, substantially as described.

4. In a temporary binder, the covers *a*, having an increased thickness on their inner sides, which is greatest at or near their outer edges, substantially as shown and described, and for the purposes set forth.

In testimony that I claim the foregoing I have hereunto set my hand this 8th day of September, 1874.

HENRY A. BEHN, JR.

Witnesses:

JOHN S. CRONIN,  
H. McMILLEN.