

A. C. WHITE.
Method of Enameling Moldings.

No. 161,187.

Patented March 23, 1875.

Fig. 1.

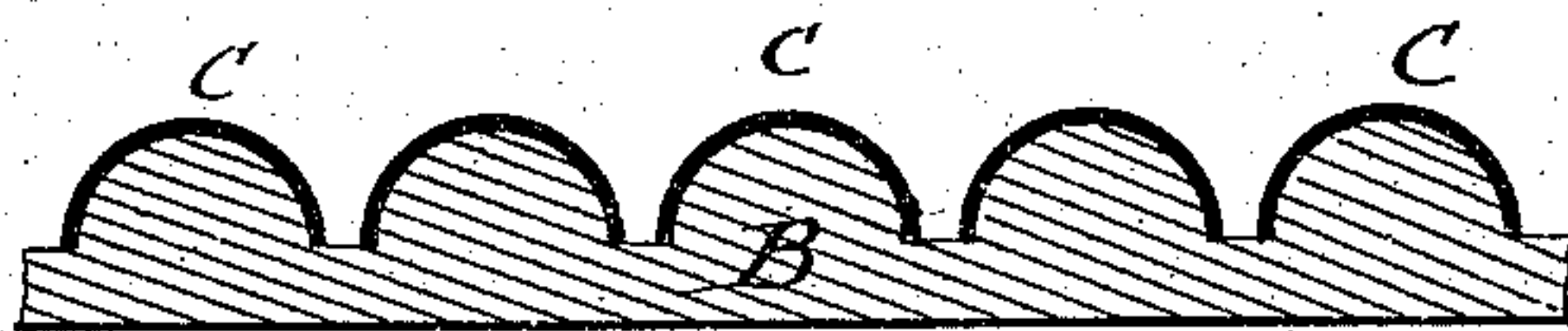


Fig. 2.

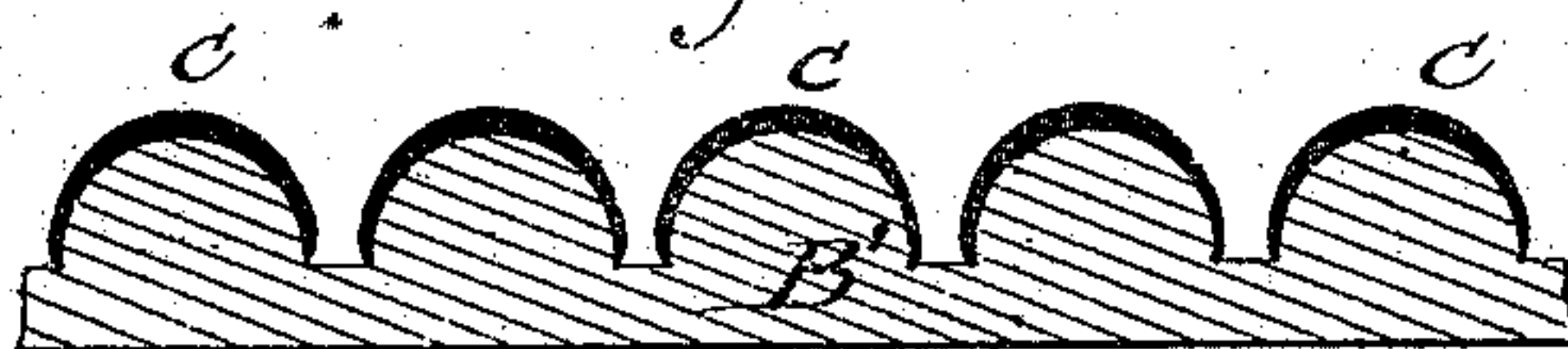


Fig. 3.

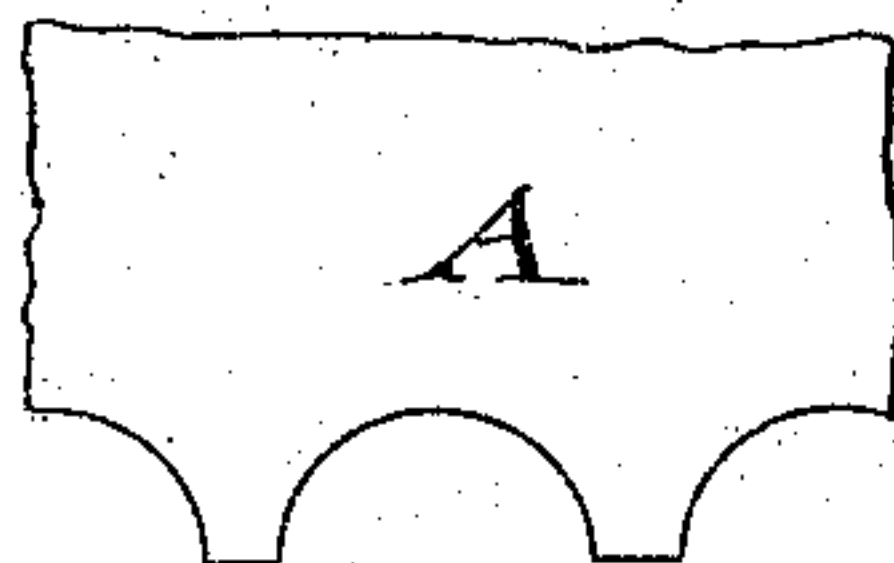
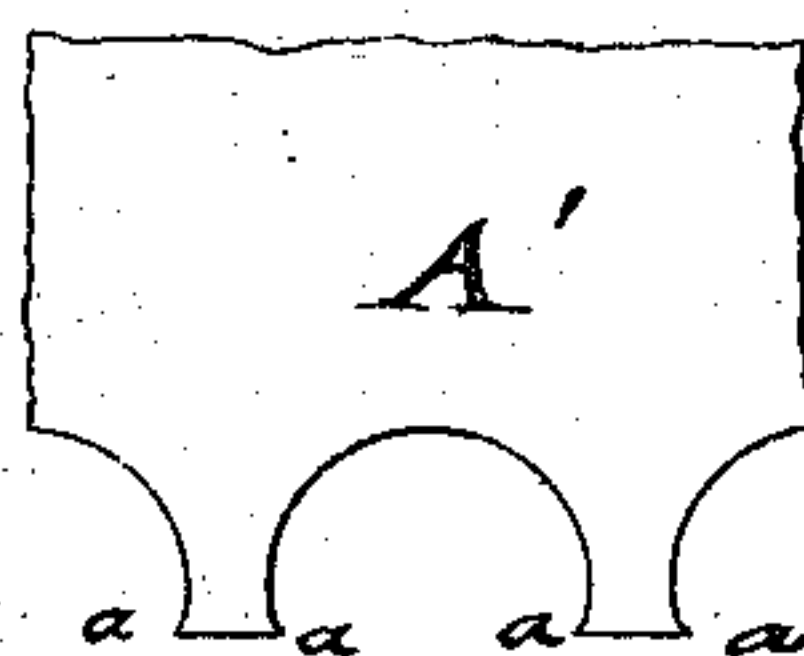


Fig. 4.



WITNESSES

A. F. Terry
Alex F. Roberts

INVENTOR:

A. C. White
BY *Munn & Co*
ATTORNEYS.

UNITED STATES PATENT OFFICE.

ALBERT C. WHITE, OF BROOKLYN, NEW YORK.

IMPROVEMENT IN METHODS OF ENAMELING MOLDINGS.

Specification forming part of Letters Patent No. **161,187**, dated March 23, 1875; application filed March 1, 1875.

To all whom it may concern:

Be it known that I, ALBERT C. WHITE, of Brooklyn, in the county of Kings and State of New York, have invented a new and Improved Mode of Dressing Enameled Moldings, of which the following is a specification:

My invention relates to an improved method of dressing enameled moldings, by which they may be furnished in a neatly finished, more rapid, and economical manner. Hitherto these moldings were passed through guides or gages, which were shaped to correspond to the cross-section of the molding, for the purpose of securing a uniform thickness or layer of enamel over the same. The base of the moldings were then planed off, which operation imparted an irregular or ragged edge to the enamel, so that the under side of the molding had to be sandpapered until a neat and sharp edge of the enamel was obtained. This caused delay, and a loss of time and money.

My invention is intended to overcome this defective feature, and consists in shaping the guides or gages in such a manner that the thickness or layer of enamel at the points to which the plane is applied is reduced to such an extent that the plane produces an even edge of the same, and dispenses, therefore, with the necessity of sandpapering the under side.

In the accompanying drawing, that illustrates my invention, Figure 1 shows a vertical transverse section of the molding, with a coat or layer of enamel, as produced by the method hitherto in use; Fig. 2, a vertical transverse section of a molding produced by my new mode; and Figs. 3 and 4, respectively, old and new styles of gages.

Similar letters of reference indicate corresponding parts.

A' represents the guides or gages, which are provided at the parts entering the grooves of the moldings B' with small tapering side blades *a*, by which the layer C of enamel toward the bottom of the grooves, and at the points which are afterward exposed to the plane, is tapered off in gradually-decreasing manner, as shown in Fig. 2, so that only a very narrow surface of enamel is exposed to the action of the plane, thereby enabling the plane to be passed over the same without causing any splitting off of the enamel, as has been the case heretofore.

A perfectly smooth and even edge is thereby produced by the direct action of the plane, in a more convenient, satisfactory, and economical manner.

Having thus described my invention, I claim as new and desire to secure by Letters Patent—

The described method of enameling moldings, consisting, essentially, in tapering off the layer or covering of enamel toward the bottom of the recesses or grooves by means of suitably-constructed gages A', whereby a reduced thickness of enamel is presented to the action of the plane, and the splitting off of the edges prevented, substantially in the manner and for the purpose set forth.

ALBERT C. WHITE.

Witnesses:

JOSEPH S. MILLETT,
PAUL GOEPEL.