

J. La BLANC & X. St. PIERRE.

Envelope-Opener.

No. 161,128

Patented March 23, 1875

Fig. 1.

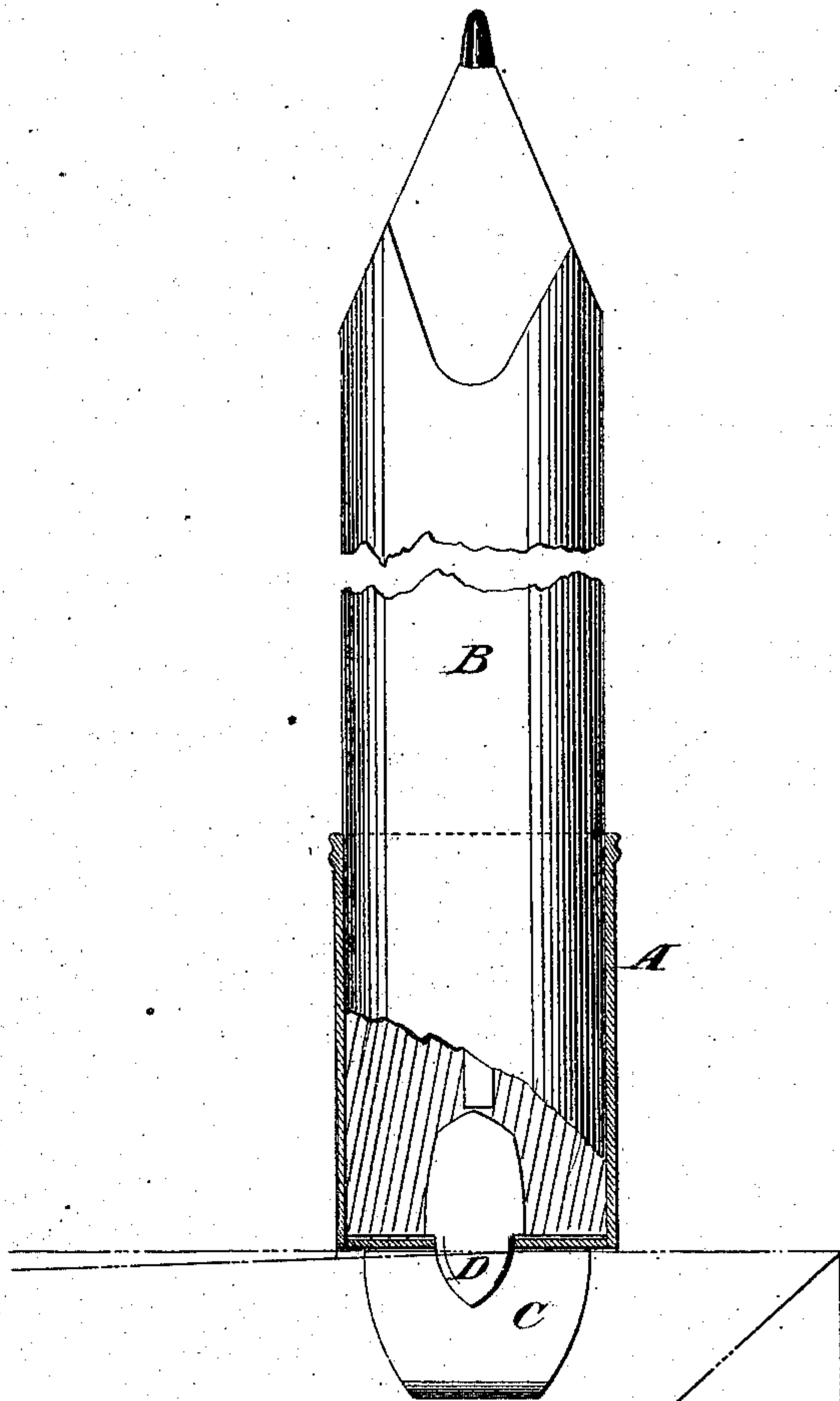


Fig. 2.

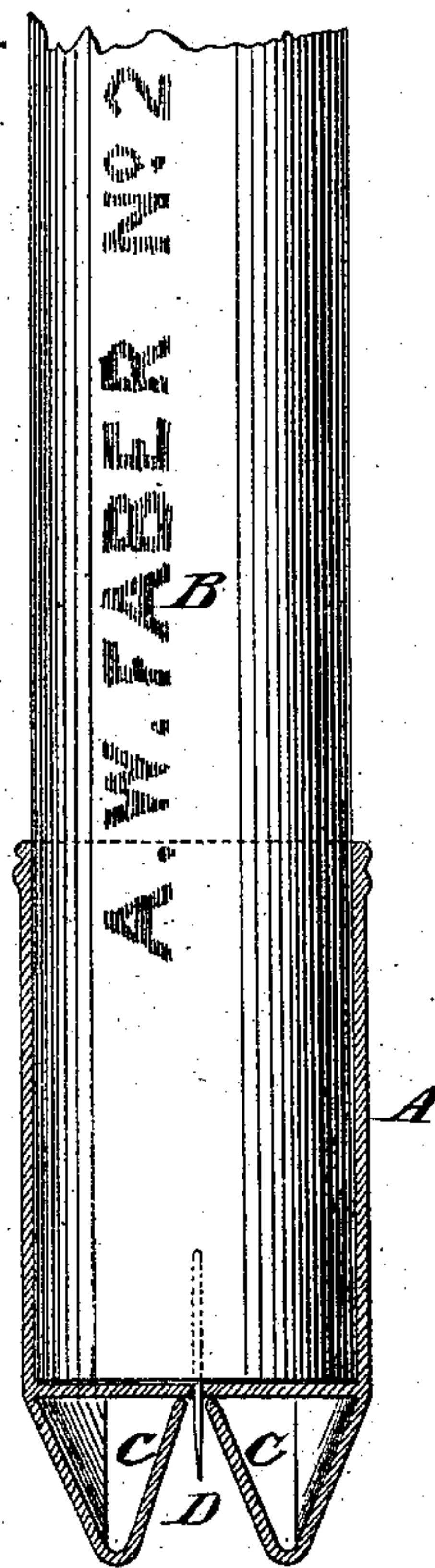
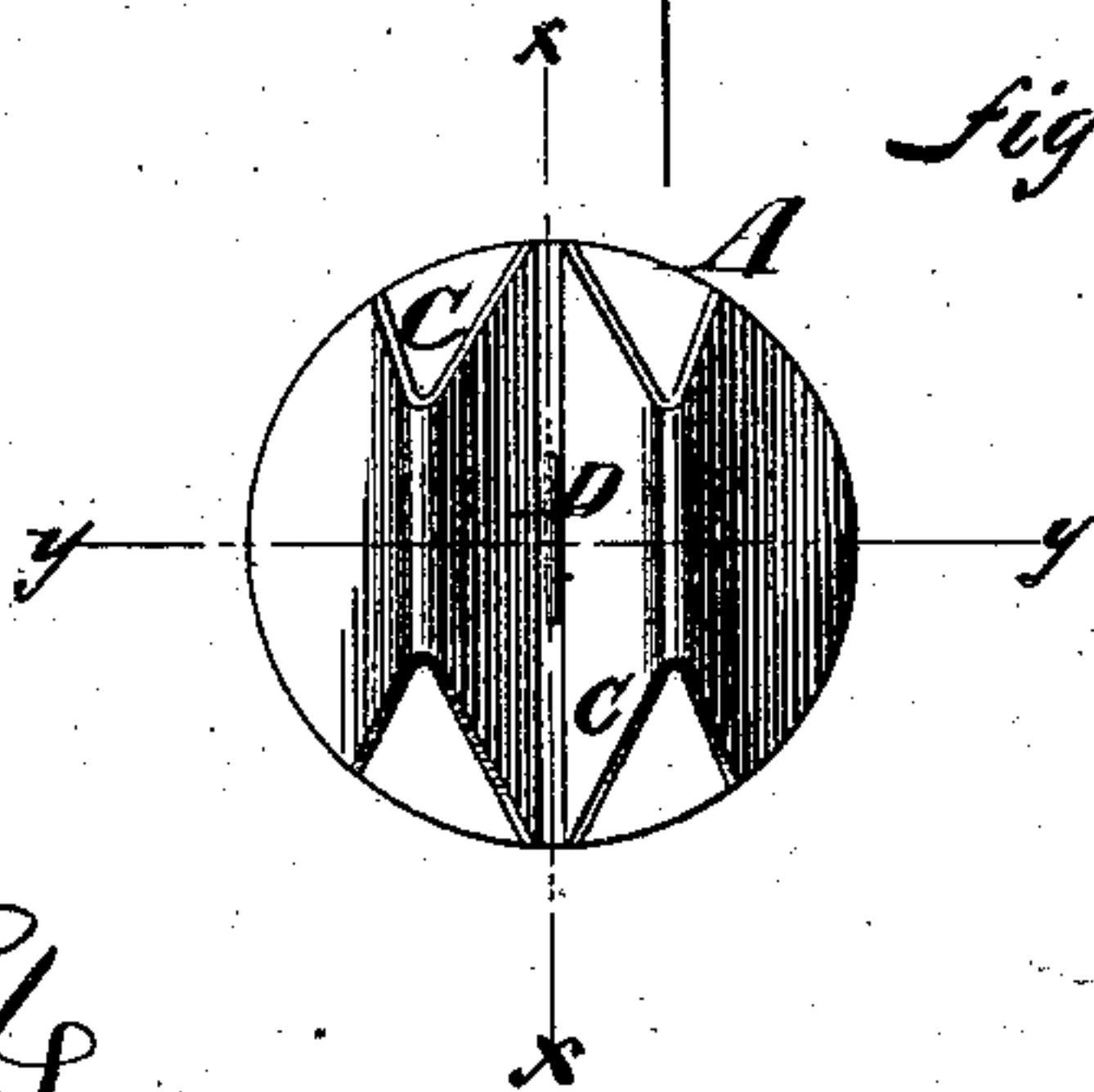


Fig. 3.



WITNESSES:

*Luskave Dietrich*  
*Alex F. Roberts*

INVENTOR:

*J. La Blanc*  
*X. St. Pierre*  
*Munroe*  
ATTORNEYS.

# UNITED STATES PATENT OFFICE.

JOHN LA BLANC AND XAVIER ST. PIERRE, OF OPHIR CITY, UTAH TERRITORY.

## IMPROVEMENT IN ENVELOPE-OPENERS.

Specification forming part of Letters Patent No. **161,128**, dated March 23, 1875; application filed September 12, 1874.

*To all whom it may concern:*

Be it known that we, JOHN LA BLANC and XAVIER ST. PIERRE, of Ophir City, in the county of Tooele, Utah Territory, have invented a new and Improved Envelope-Opener, of which the following is a specification:

Our invention consists of a pair of guides projecting from one end of a little metal socket-piece, adapted to fit over the end of a pencil to form a V-groove, at the bottom of which a little cutting-blade projects to cut open the edge of the envelope, which is guided against the blade when the envelope is drawn along between the said guides, or the latter forced along the envelope.

Figure 1 is partly a side elevation and partly a sectional elevation of our improved envelope-opener, the section being taken on the line *xx* of Fig. 3. Fig. 2 is a sectional elevation taken on the line *yy*; and Fig. 3 is an end elevation.

Similar letters of reference indicate corresponding parts.

A represents the socket-piece of thin metal fitting on a handle, B, which, by preference, consists of a pencil. C represents the clips on the end of the socket-piece, forming a V-shaped channel between them, in which the little blade D projects from the apex of the angle,

so as to cut open the edge of an envelope when it is pushed along between the guides, which, by their angular arrangement, compel it to run against the edge.

The guides may be arranged more or less close together at the bottom of the angle, according to the thickness of the envelope for which it is intended to be adapted; but the instrument may be used for envelopes of any thickness when the guides are placed close together, although not quite as well for thick ones. The dotted lines in Fig. 1 represent the envelopes and show the manner of using the opener.

We are aware that it is old to make an envelope-opener with two side guides and an intermediate cutter; but

What we claim is—

As a new article of manufacture, the within-described envelope-opener, consisting of the tube A, open at the upper end, closed at the lower, having V-shaped guides C C, and provided with the median blade D, as shown and described.

JOHN LA BLANC. [L. S.]  
XAVIER ST. PIERRE. [L. S.]

Witnesses:

W. H. WARFIELD,  
GEORGE HARRISON.