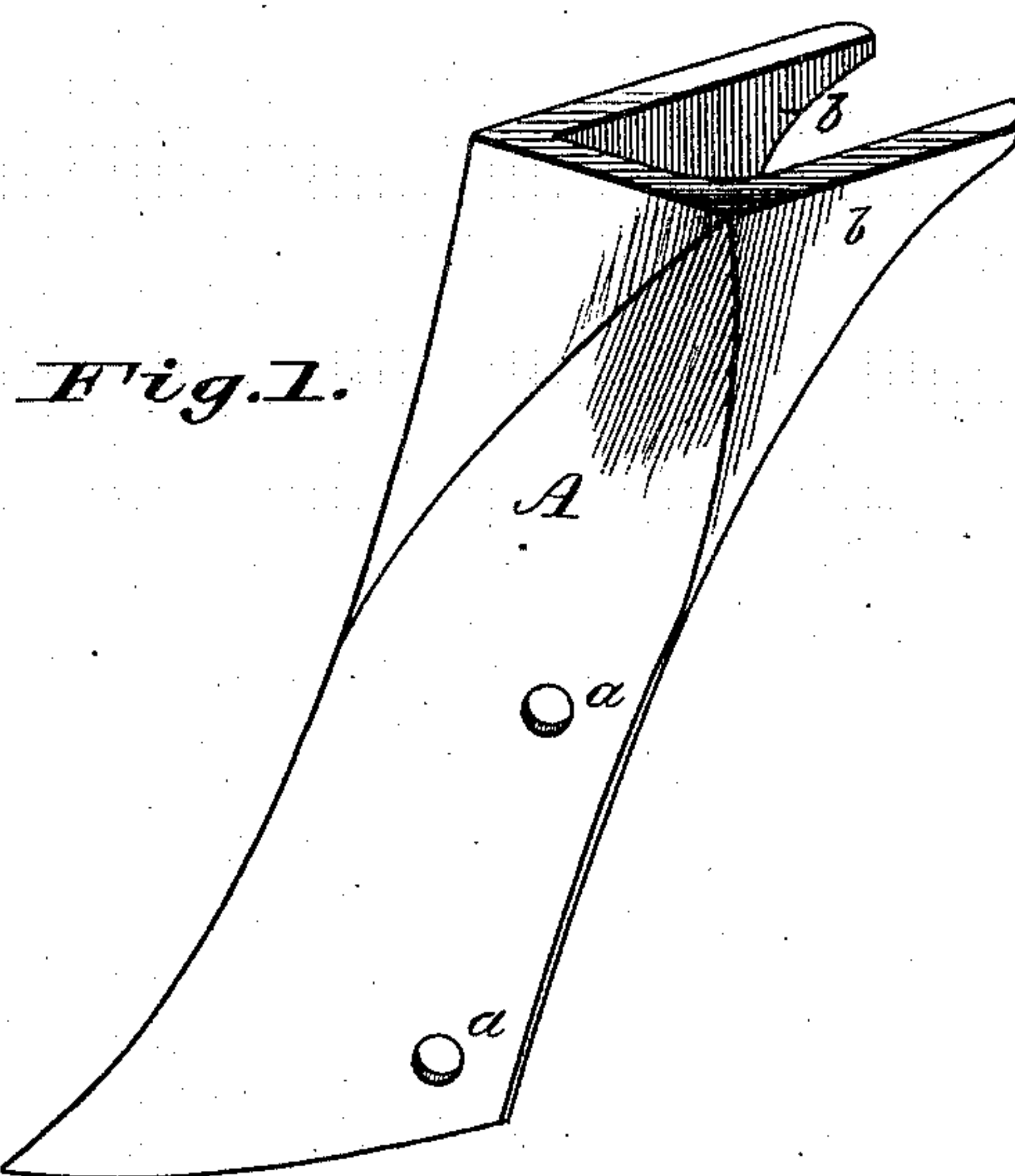
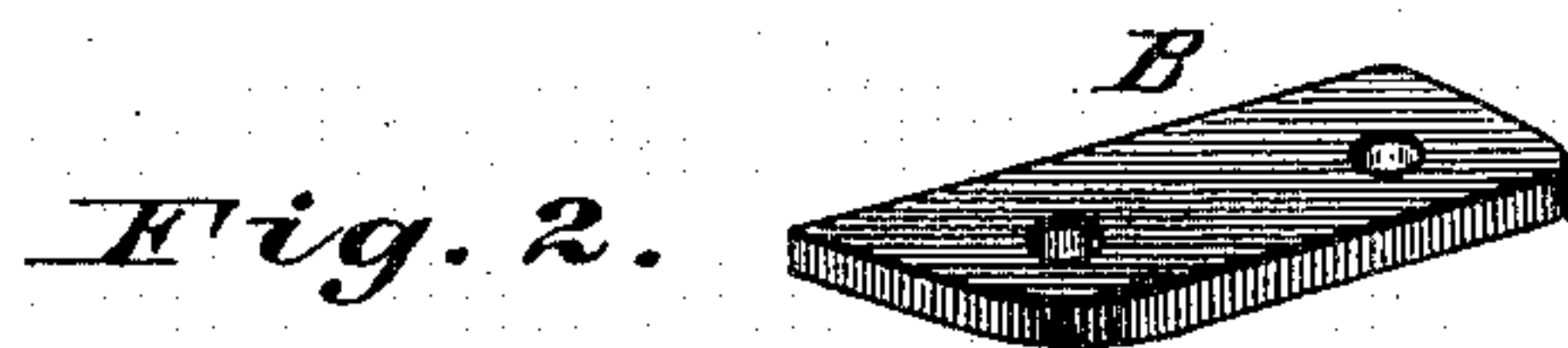


H. BORGER.  
Plow-Standard.

No. 161,095.

Patented March 23, 1875.



*Witnesses:*

*Sylvanus Miller.*  
*Charles Miller.*

*Inventor.*

*Henry Borger.*  
*Charles H. Fowler*  
*Attorney.*

H. BORGER.  
Plow-Standard.

No. 161,095.

Patented March 23, 1875.

Fig 3

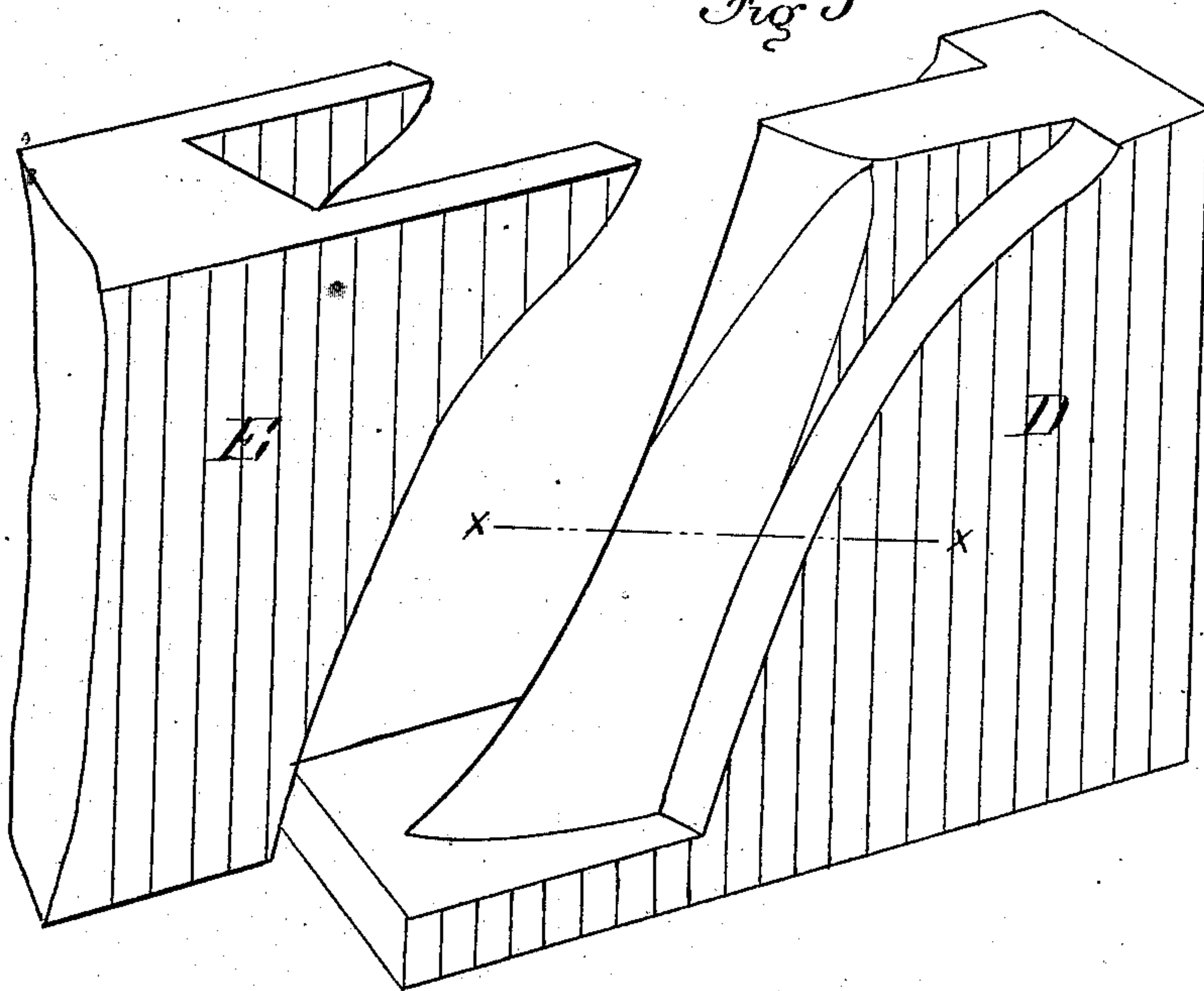
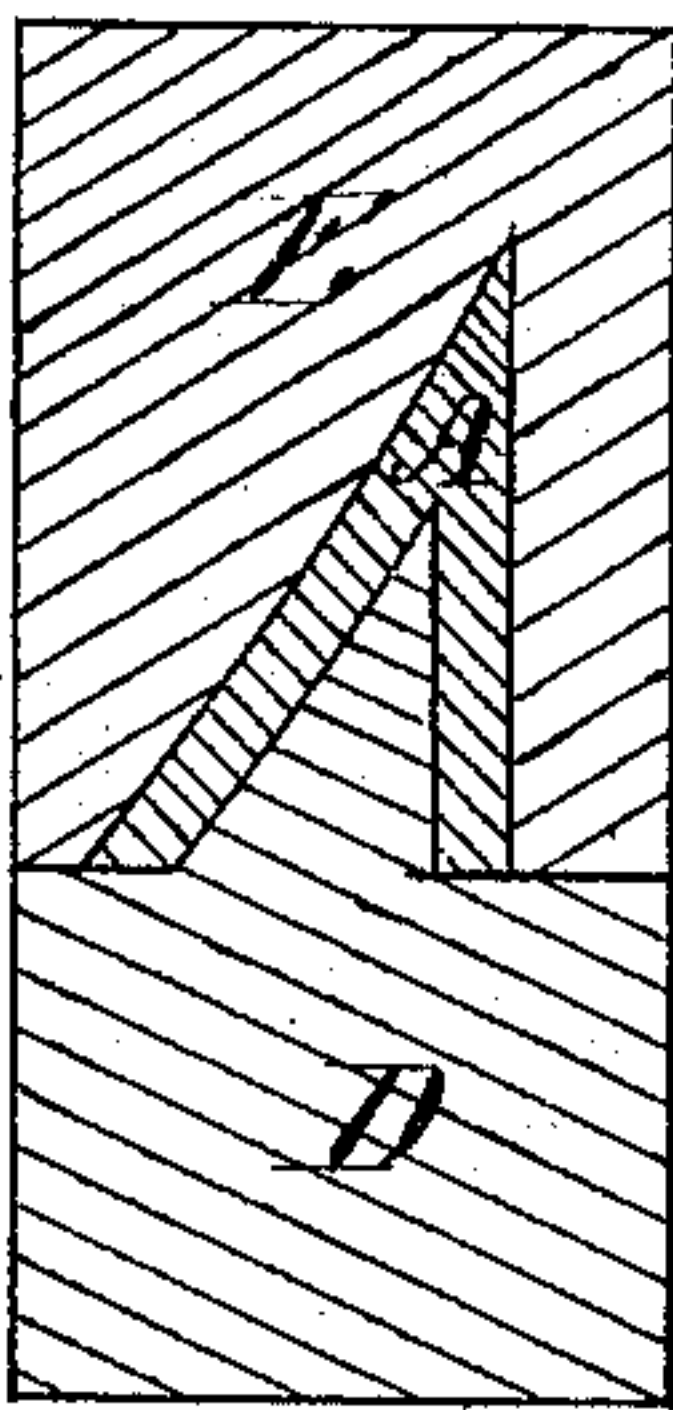


Fig 4



Witnesses  
Chas. E. Oliphant  
H. W. Shrockmorton.

Inventor  
Henry Borger.  
per Chas. H. Fowler,  
Atty.



# UNITED STATES PATENT OFFICE.

HENRY BORGER, OF URBANA, OHIO.

## IMPROVEMENT IN PLOW-STANDARDS.

Specification forming part of Letters Patent No. **161,095**, dated March 23, 1875; application filed October 28, 1874.

*To all whom it may concern:*

Be it known that I, HENRY BORGER, of Urbana, in the county of Champaign and State of Ohio, have invented a new and valuable Improvement in Plow-Standards; and I do hereby declare that the following is a full, clear, and exact description of the same, reference being had to the annexed drawings making a part of this specification, and to the letters and figures of reference marked thereon, in which—

Figure 1 is a perspective view of the main body of the plow-standard; and Fig. 2, a similar view of the flat plate designed to be connected, by welding, to the upper part of the standard. Fig. 3 is a perspective view of the male and female dies or plow-standard formers. Fig. 4 is a section on line *x x* of Fig. 3, having a section of angle-iron in position when pressed into form.

The object of this invention is to produce a wrought-iron plow-standard having only one welded joint, thereby increasing the strength, lessening the liabilities of weakness from defective welding, also preventing the danger of "burning" the iron through frequent heating, and producing a plow-standard at a reduced cost.

To enable those skilled in the art to make and use my invention, I will proceed to describe its construction.

In the drawings, A represents the main body of the standard, provided with holes *a* to se-

cure the same to the mold-board, and is formed with flanges *b b*. In constructing this main body A I take angle-iron of suitable shape, as it is prepared at the rolling-mill for the market, and cut it into suitable lengths, after which it is heated, and placed while hot between suitable dies D and E, Fig. 3, and pressed into the required shape, as shown in Fig. 1. The dies D and E are the counter of this form. The heat necessary for pressing the angle-iron is not as great as is necessary for welding. There is then prepared of flat bar-iron a piece, as represented at B, Fig. 2, of the drawing, to fill up the space between the flanges *b b* of the angle-iron plow-standard A. The top end of A, with the flat piece B, is brought to a welding-heat, and then welded. This flat piece of bar-iron B forms the means of attachment of the plow-standard to the plow-beam by bolts passing through the same.

Having now fully described my invention, what I claim, and desire to secure by Letters Patent, is—

A plow-standard composed of the main body A, formed of angle-iron, and of the shape substantially as shown and described, and the flat plate B of bar-iron, the two welded together, as set forth.

HENRY BORGER.

Witnesses:

SYLVANUS MILLER,  
CHARLES MILLER.