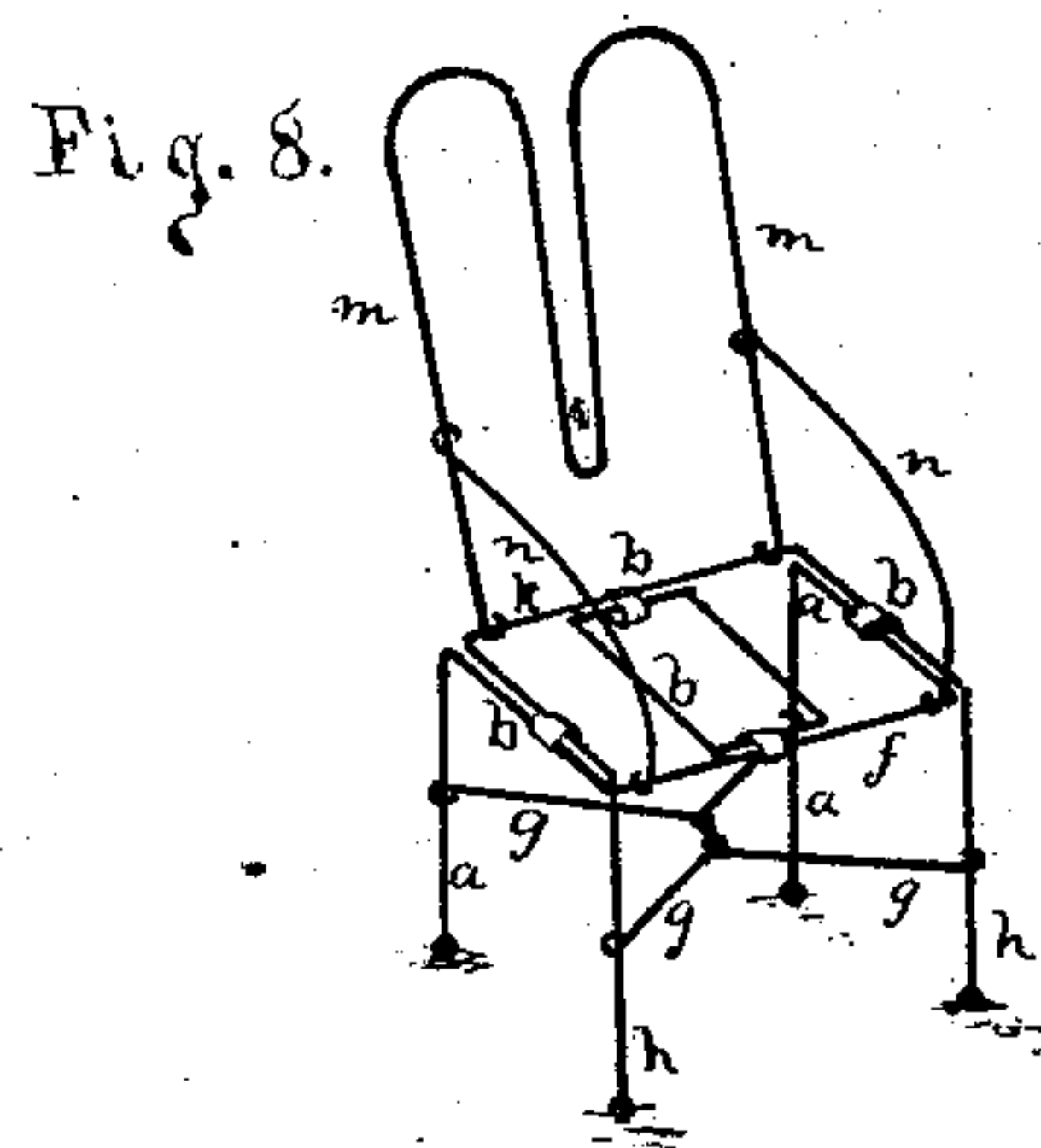
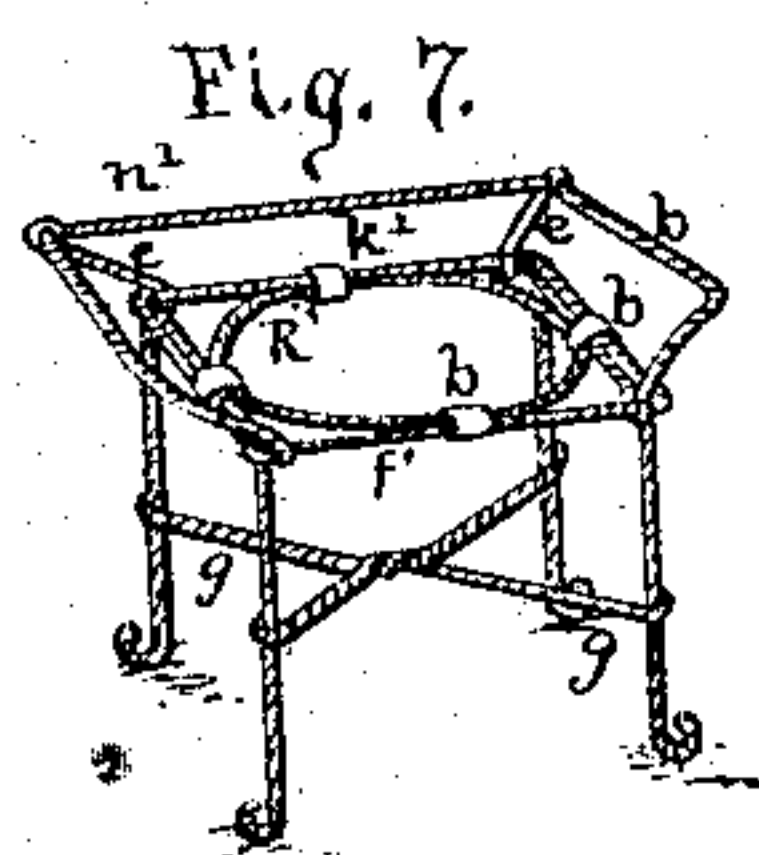
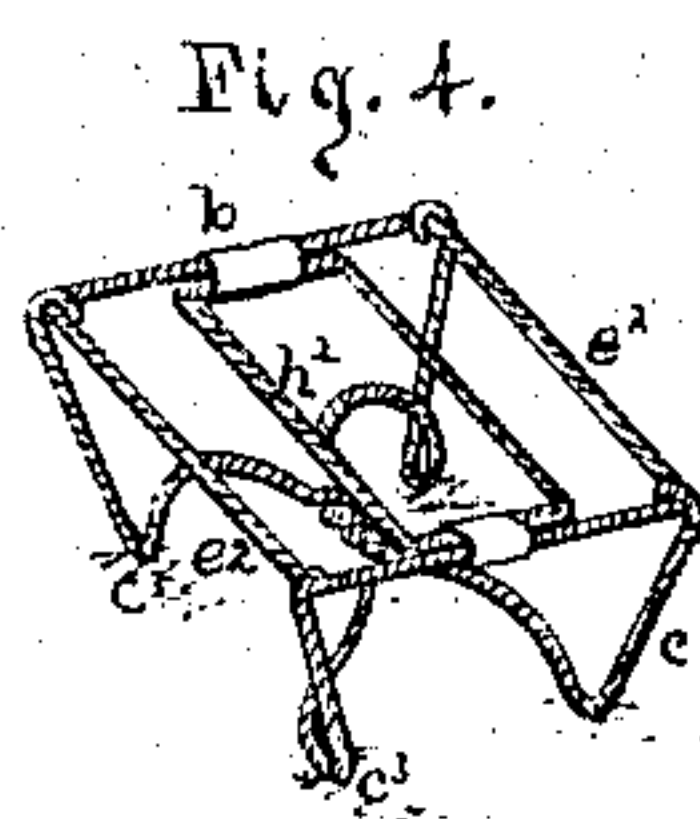
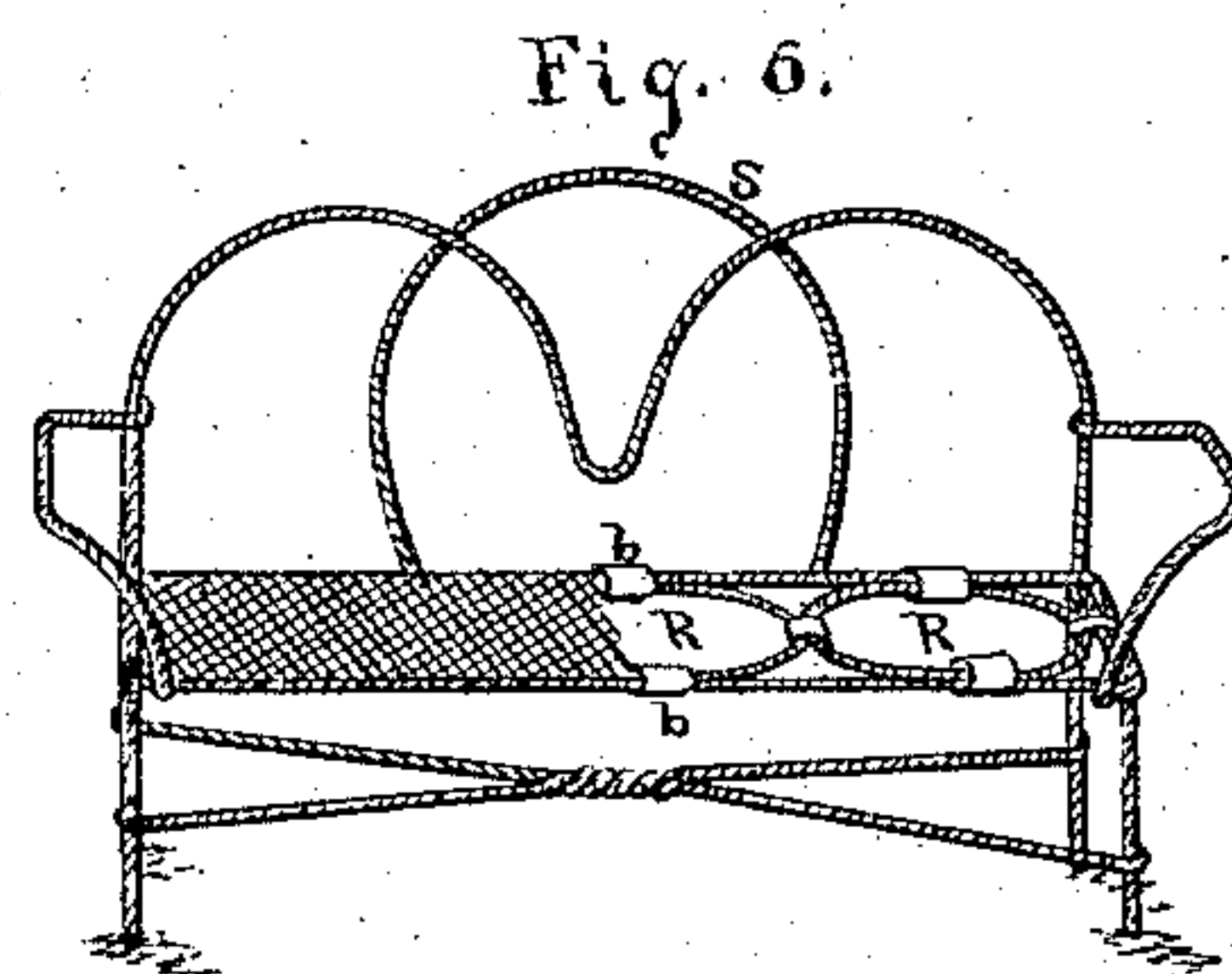
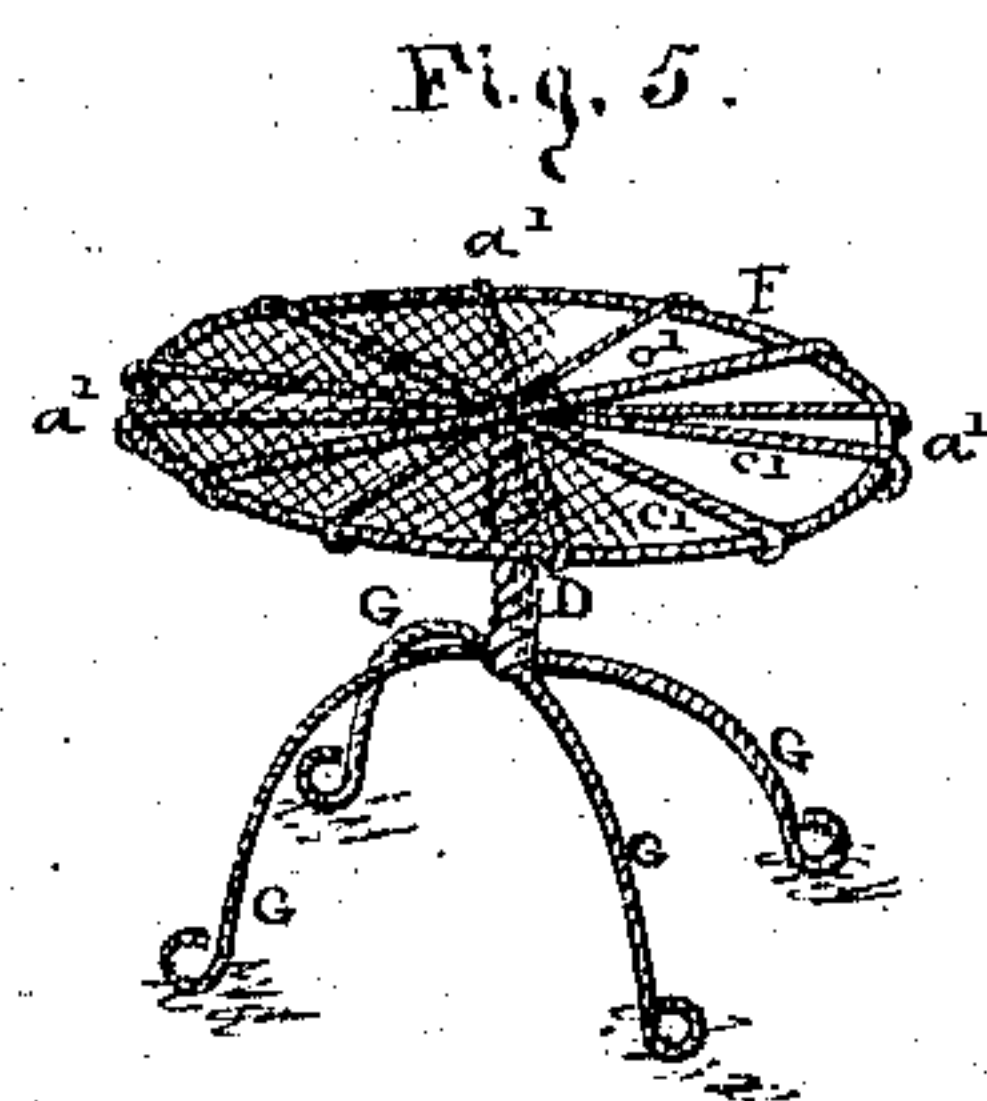
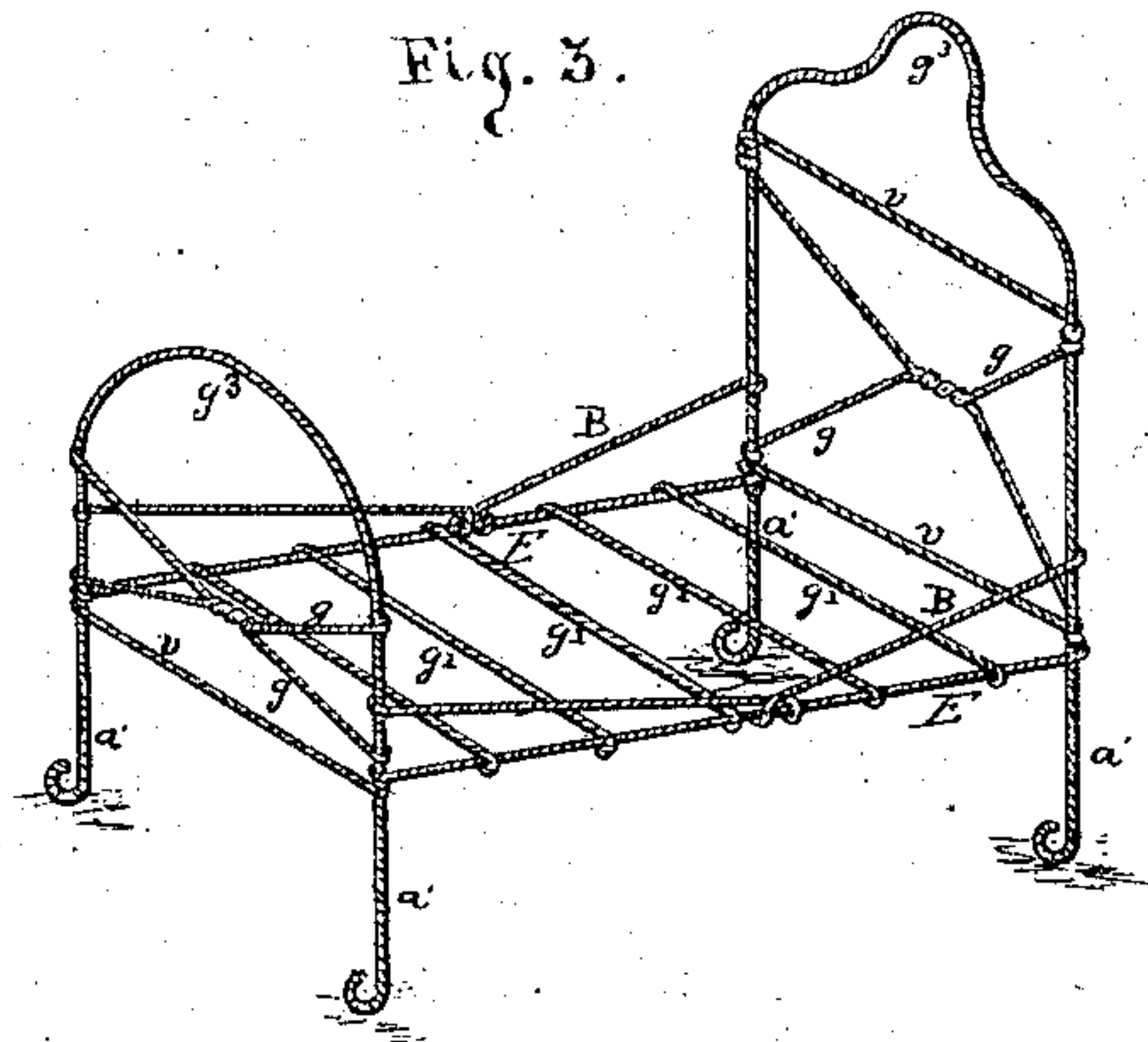
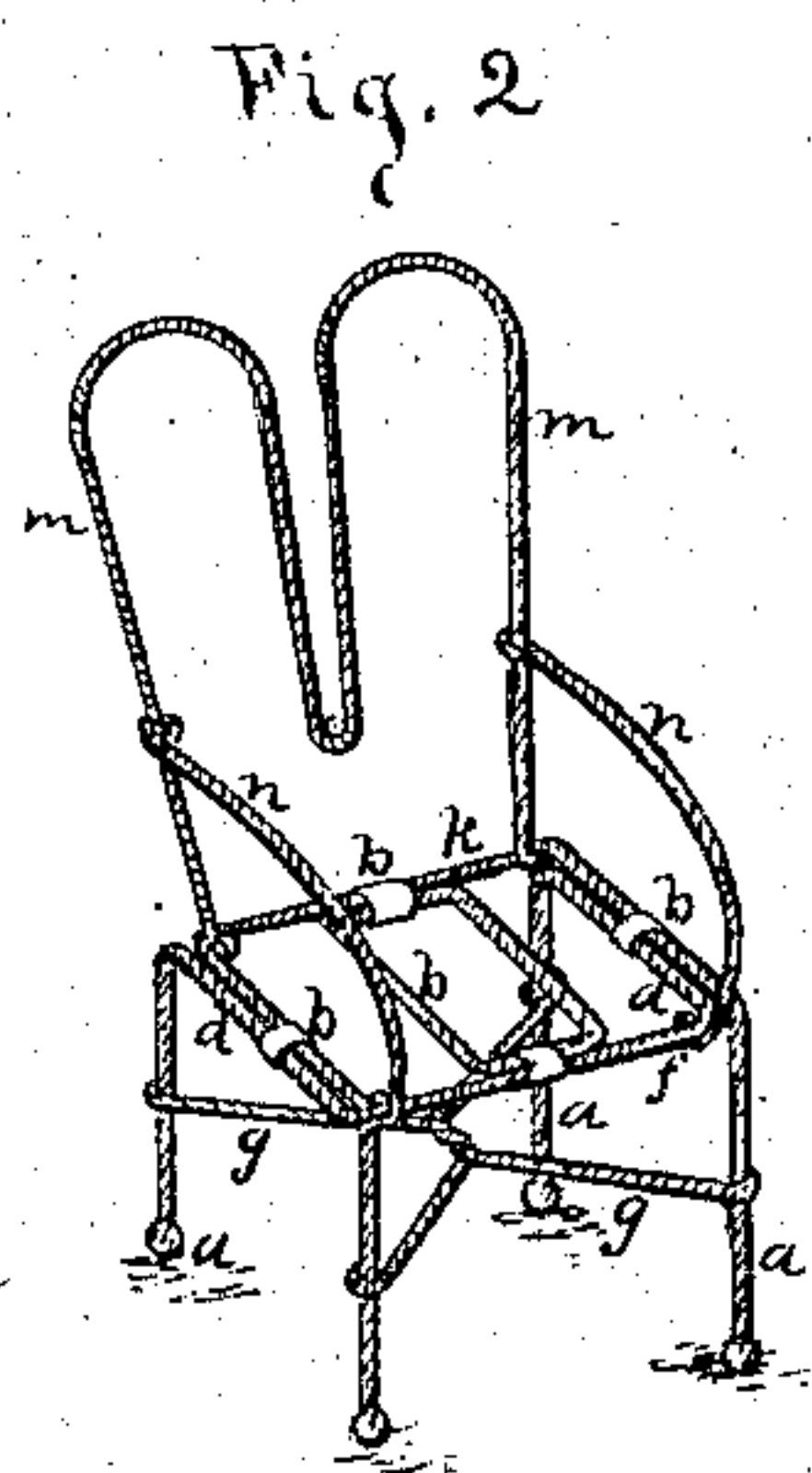
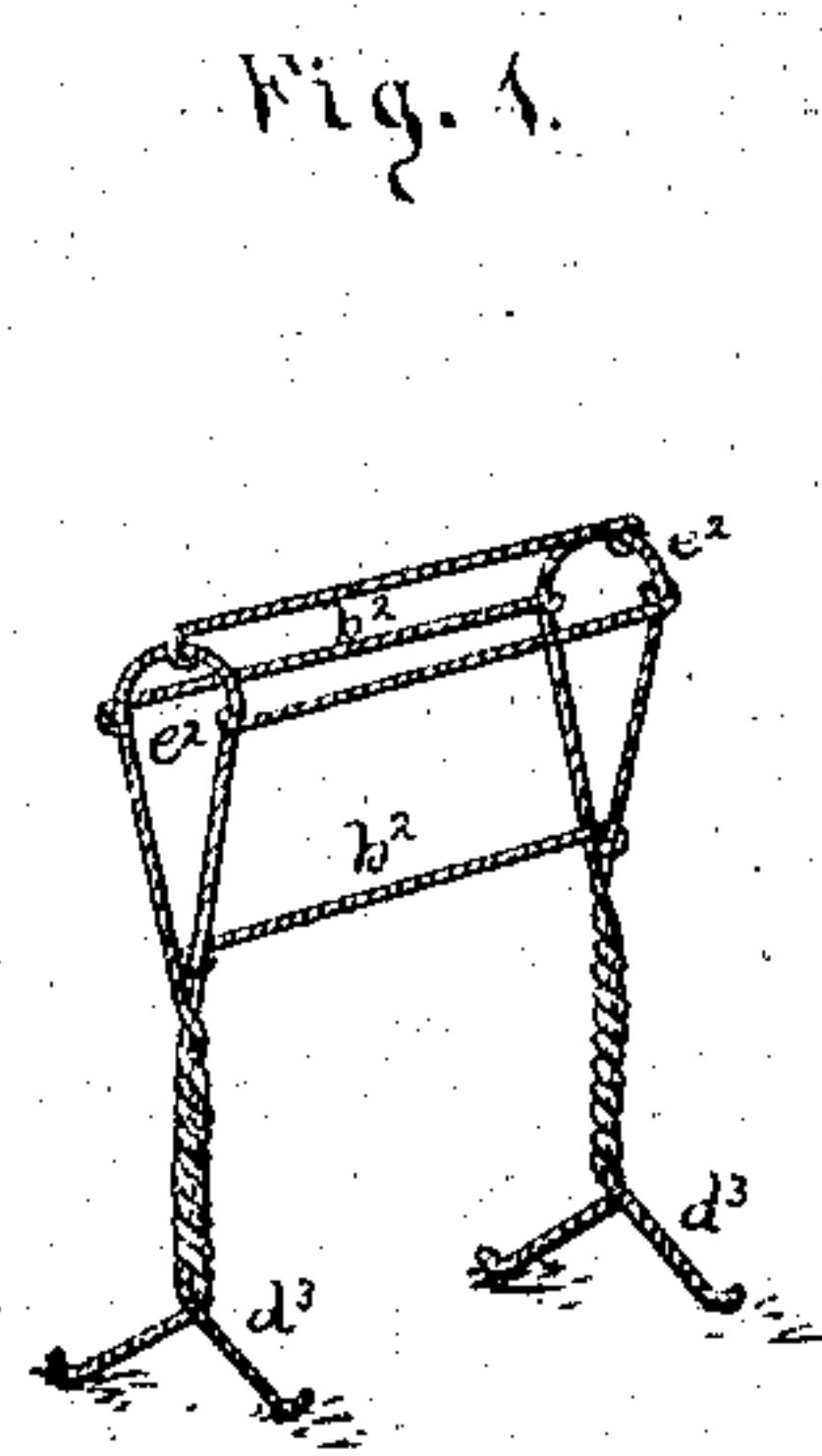


E. P. WOODS.
Toy Furniture.

No. 161,083.

Patented March 23, 1875.



WITNESSES.

John W. Reed
Frank O. Butterfield

INVENTOR.

Edward P. Woods

UNITED STATES PATENT OFFICE.

EDWARD P. WOODS, OF LOWELL, MASSACHUSETTS, ASSIGNOR TO HIMSELF,
DANIEL SHERWOOD, AND CYRUS H. LATHAM, OF SAME PLACE.

IMPROVEMENT IN TOY FURNITURE.

Specification forming part of Letters Patent No. 161,083, dated March 23, 1875; application filed
September 28, 1874.

To all whom it may concern:

Be it known that I, EDWARD P. WOODS, of Lowell, in the county of Middlesex and State of Massachusetts, have invented certain new and useful Improvements in Wire Toys representing Furniture, of which the following is a full, clear, and exact description, reference being had to the accompanying drawings making part of this specification, in which drawings I have represented, in perspective, several of the different wire toy articles embodying my invention, which is the one feature common to all of them—viz., their construction of wire—substantially as hereinafter described.

In the said perspective elevations of drawings, Figure 1 represents a toy wire towel-rack; Fig. 2, a toy wire chair; Fig. 3, a toy wire bedstead; Fig. 4, a toy wire footstool; Fig. 5, a toy wire table; Fig. 6, a toy wire sofa; Fig. 7, a toy wire wash-stand, and Fig. 8 a toy wire chair.

This invention relates to and consists in constructing toy furniture, imitating in form bedsteads, chairs, sofas, wash-stands, tables, towel-racks, footstools, &c., of wire, either plain, twisted, or wound, and having the parts connected together by twisting, or by bending, or by looping certain of the parts around other one or more parts, or by metal bands *b* passing around two or more of the wires, as clearly shown in the drawings.

The object of this invention is to produce or furnish certain articles of wire toy furniture, or wire toys in the form of furniture, as playthings for children, to please and amuse them, which is the common and only use to which they are put.

In constructing the said wire toy furniture, the form and mode of connection of the wire parts are intended to be varied in ways well known to manufacturers of wire goods, so as to produce a reasonable variety of such toy articles.

If preferred, certain of such toy wire articles, such as those representing tables, sofas, chairs, and bedsteads may be partially or wholly covered on suitable portions with ornamental material in imitation of upholstery. The toy wire articles representing furniture,

such as chairs, may be made in the various forms of camp-chairs or camp-stools, chairs with rockers or arms, so as to add to the variety and attractiveness of the toys, and thereby to adapt them to represent different sets, such as parlor sets, chamber sets, &c.

After the said toy wire articles representing furniture have been made, each piece or article is immersed in a bath of melted tin or other suitable metal, which solders and secures all the connections of the wires, and perfectly covers them and gives them a beautiful finish and luster, and renders them very pleasing as toys, and all at a cost far below that of other toy furniture.

As a convenient mode of constructing a wire toy in imitation of a chair, one piece of wire forms the two rear legs *a*, a part of each side *d*, and the front top bar *f*. A second piece of wire forms the two front legs *h*, a part of each side, *d*, and the rear top bar *k*. The back of the chair is formed of a single piece, *m*, of wire, bent in any desired form, as in Figs. 2 or 8, and the ends looped around the back bar *k*. Each arm *n* is a single piece of wire, with its opposite ends looped around the upright *m* of the back and the front bar *f*, each part being bent in suitable form, about as shown in the drawings. A link of two bars, *p*, is used to fill out the seat, and this link is connected to the front and back bars, and the two wires forming the sides are also connected by metal bands *b* passing around the two wires, as shown.

To strengthen and brace the legs of the toy representing a chair, two wires are twisted together for a short space at their centers, and their diverging ends *g* bent out and looped around the legs, as shown.

The construction of a wire toy representing a sofa is substantially like that representing a chair, except a wire bow, *S*, in the back, and rings *R*, instead of links *p*, to fill out the seat, and there connected together and to the frame by metal bands *b*.

To construct a wire toy representing a bedstead, each pair of end posts and legs *a'* and the curved top *g'* are of one piece of wire, connected by one or more wire bars, *v*, and by braces *g*, like those on the legs of the toy rep-

representing a chair. The posts are further supported by braces B, connected to the posts and to the side rails E, which have cross-bars g^1 , representing the slats on a bedstead.

The construction of a wire toy representing a wash-stand is simply the frame of that representing a chair, with the bottom cross-brace and leg-connecting wires g , but with a ring, R, in the top like those in the toy representing a sofa. The connection of the sides and the ring to the sides and to the front and rear bars are made by metal bands b .

A single piece of wire, with its ends looped onto the front bar f' , forms a railing, n' , on the back and two sides of the stand. The railing is supported at the two rear corners by short wires e , connected thereto and to the rear bar k' .

A wire toy representing a table is made by twisting the central portion, say, of four wires together. Four of the diverging ends C or wires are curved outward and downward and form the legs, and the opposite four diverging ends or wires a' are bent outward at a right angle to the center post D, in the same horizontal plane, and their outer ends connected to a wire ring, F. Other radial wires c^1 are arranged between the ring F and the center, to fill out the space, and to support a covering placed thereon, if desired.

A wire toy representing a towel-rack, Fig. 1, is made with two ends each of a wire bent in the form of a bow, e^2 , and the two parts twisted together for a short distance, and then bent outward and downward to form the legs d^3 . The two end portions are connected together by bars b^2 in suitable number.

A wire toy representing a footstool has its top made similar to the seat of a chair, with a link or loop, p' , connected to two of the sides by metal bands b , and the legs are formed of two wires twisted together for a short space at their centers, and bent or curved downward and outward, where, at a suitable distance from the twist, they are each bent in the form of a loop, c^3 , with their ends carried upward and connected to the corners of the top frame e^2 , as shown.

I claim as my invention—

As a new article of manufacture, toy furniture consisting essentially of chairs, tables, bedsteads, and similar articles, when made of wire, substantially as described and shown, and for the purpose set forth.

EDWARD P. WOODS.

Witnesses:

JOHN W. REED,

FRANK O. BUTTERFIELD.