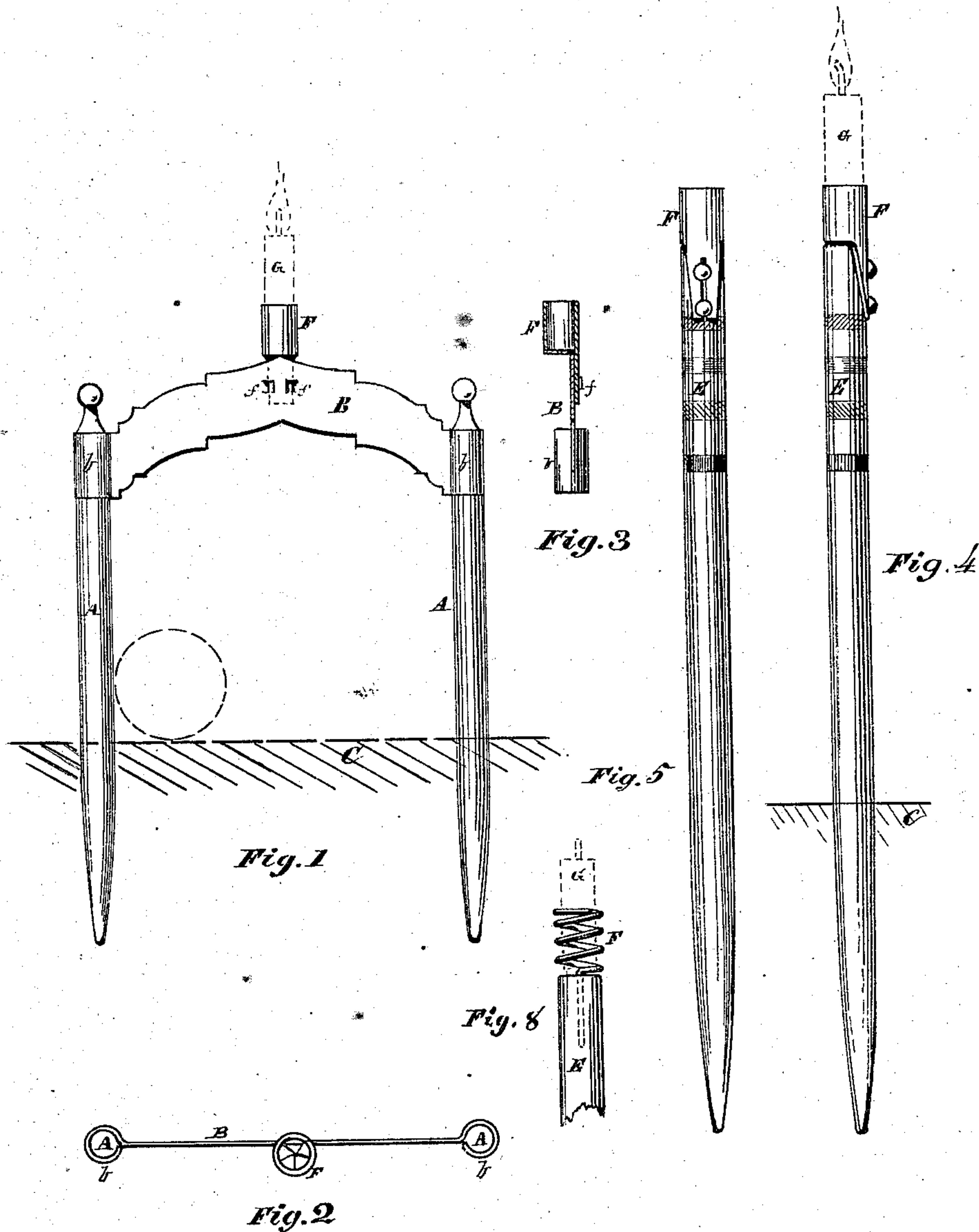


P. WEST.  
Croquet-Apparatus.

No. 161,080.

Patented March 23, 1875.



Witnesses

Charles B. Burleigh  
N. W. Eddy

Inventor

Presbury West.

P. WEST.  
Croquet-Apparatus.

No. 161,080.

Patented March 23, 1875.

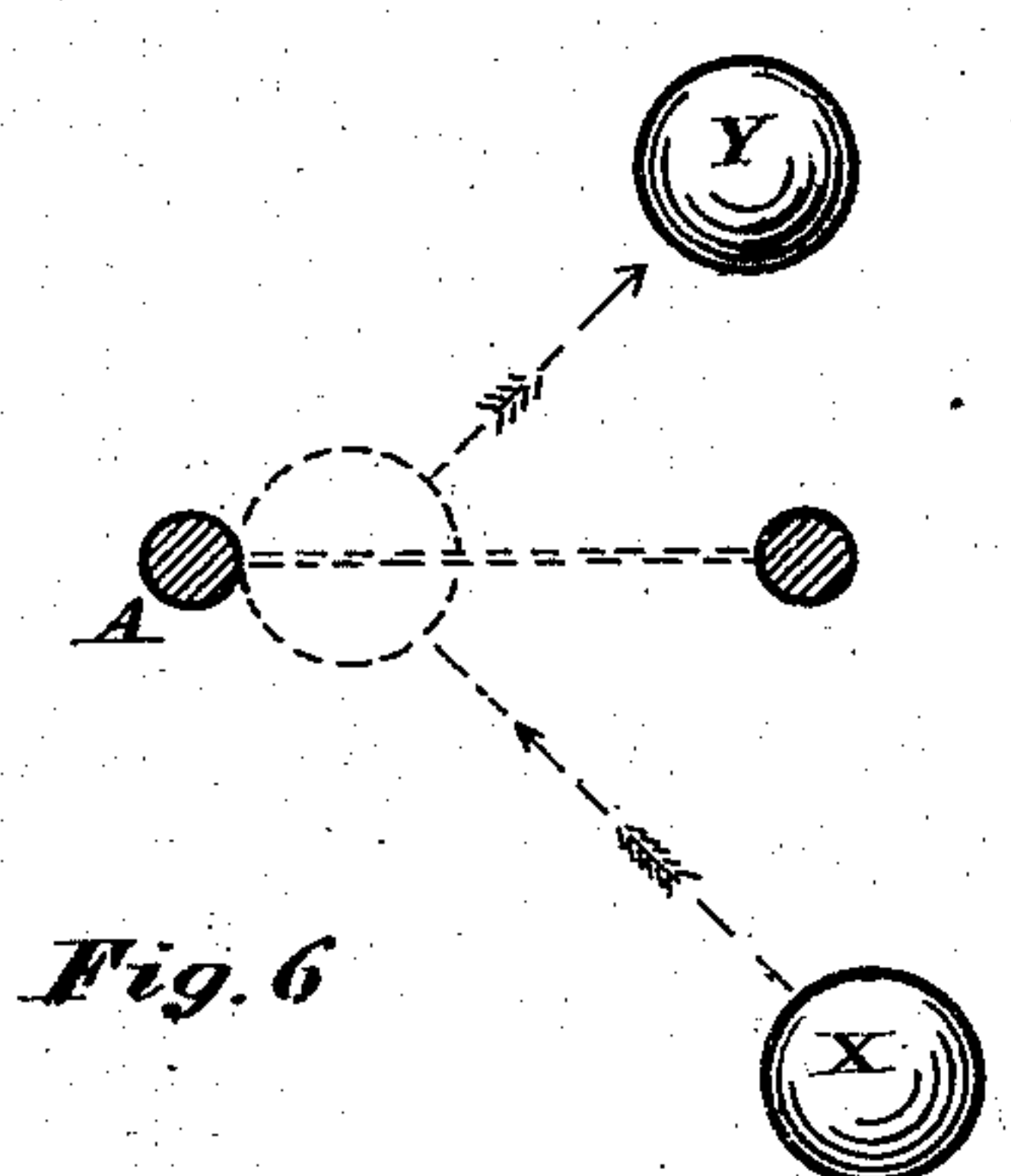


Fig. 6

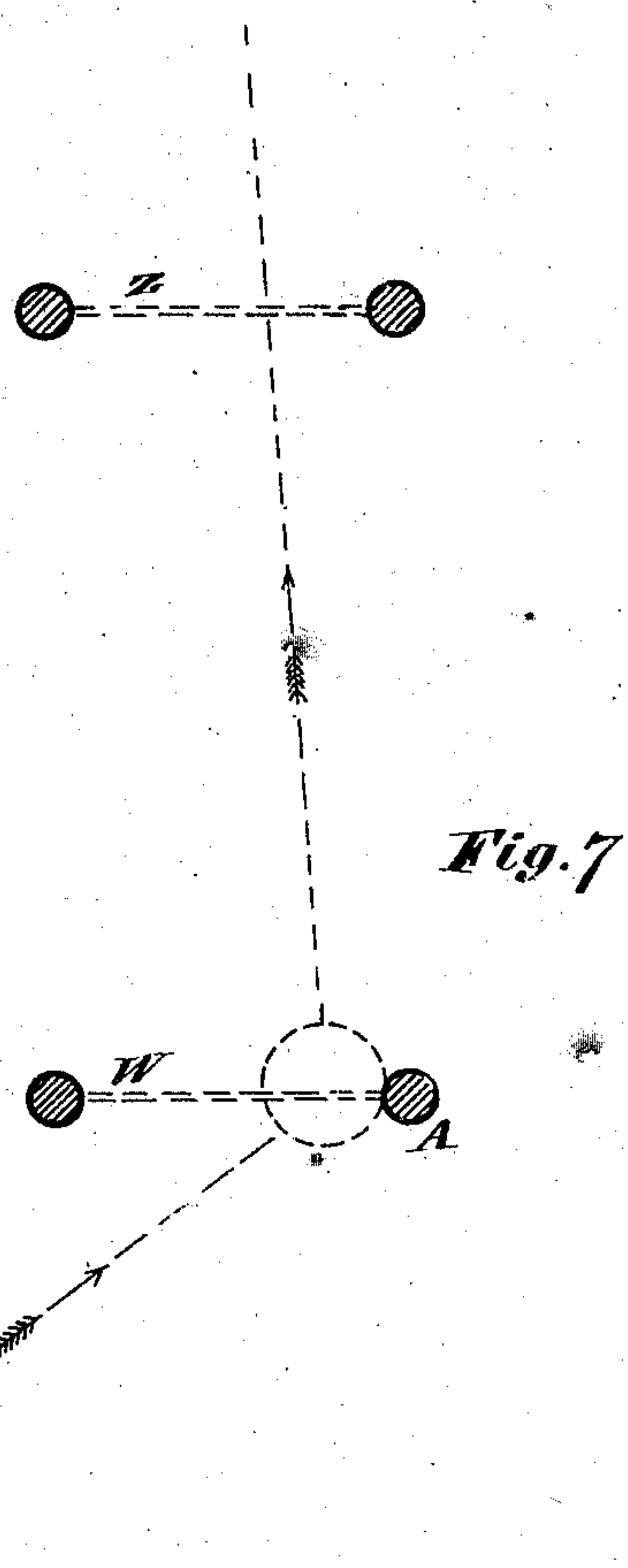


Fig. 7

Witnesses

Charles Burleigh  
H. M. Eddy

Inventor

Purbury West



# UNITED STATES PATENT OFFICE.

PRESBURY WEST, OF WORCESTER, MASSACHUSETTS, ASSIGNOR TO THE  
WEST & LEE GAME AND PRINTING COMPANY, OF SAME PLACE.

## IMPROVEMENT IN CROQUET APPARATUS.

Specification forming part of Letters Patent No. **161,080**, dated March 23, 1875; application filed  
January 5, 1875.

*To all whom it may concern:*

Be it known that I, PRESBURY WEST, of the city and county of Worcester and State of Massachusetts, have invented certain new and useful Improvements in Croquet Implements; and I do hereby declare the following to be a full, clear, and exact description of my said invention, sufficient to enable others skilled in the arts to which it belongs to make and use the same, reference being had to the accompanying drawings, which form a part of this specification, and in which—

Figure 1 represents a front view of a croquet-wicket construction in accordance with my invention. Fig. 2 represents a top view of the same. Fig. 3 represents a central section of the arch-piece. Figs. 4 and 5 represent views of the start and turning stakes. Figs. 6 and 7 are explanatory diagrams. Fig. 8 represents a modification in the construction of light-sockets.

The first part of my invention relates to certain improvements in the construction of wickets used for the game croquet, whereby the wickets are made more serviceable and their value greatly enhanced as a means of assisting to the attainment of accurate carom-shots or indirect strokes, while they are also rendered more easily discernible and capable of a higher degree of ornamentation, and are otherwise more desirable, as hereinafter explained.

The second part of my invention relates to the combination, with the wickets, stakes, and standard implements used in the game croquet, of candle-sockets or light-holders, in which to place candles or lamps for lighting the lawn for evening use and indicating the position of the several pieces, as hereinafter described.

It is well known that the game croquet, although usually considered quite simple, is yet capable, in many of its positions and combinations, of calling forth the utmost dexterity and expert skill of the scientific player. Especially is this the case when it becomes necessary to resort to indirect or carom strokes, in order to attain a desired position or hit an adversary's ball, or to pass wickets not in a direct line, while the pleasure derived from the game by expert players is in proportion to

the facilities and opportunities for the exercise of scientific skill.

The ordinary wire wickets are, owing to their slenderness and springing qualities, detrimental to anything like precision of movement or accuracy of shot, when practicing the carom or indirect movement, by forcing the ball against the side of the wicket, even though such wire wickets are firmly set into the ground, or into wooden pegs set beneath the surface of the ground. Therefore, to obviate this objection and others, and to provide a wicket better adapted to this class of service, I have invented the form of wicket shown in the accompanying drawings, which consists of wood columns or side stakes A A, of a sufficient length to be firmly driven into the ground C, and, in addition thereto, to extend above the surface of the ground to the height required for the sides of the wicket, which height is necessarily greater than the semi-diameter of the balls used, usually about three times the diameter of the ball. The top portion of the wicket is formed of an arch-piece, B, detachable from the side columns A A, and preferably formed from sheet metal cut to an ornamental pattern, and provided with sockets *b b* at the ends, which fit over the upper extremities of the columns A, shoulders being formed on said columns to support the arch-piece B at the proper height. The columns A A should be of sufficient size to stand fast and firm in the ground, and, being held to each other by the arch-piece B at the top, do not spring from position when struck by a moving ball, but, owing to their size and firmness, greatly assist the player when making a carom-stroke, such as indicated in Fig. 6, where the ball X is made to carom on the wicket-column A, and thus strike the ball Y, which could not otherwise be reached at a single stroke; or, as in Fig. 7, where the ball X is made to pass both wickets W and Z by a carom against the column A of the first, and in many other similar cases, wherein a skillful player will readily perceive the advantages of my improved wicket.

The arch-piece B may be varied in shape, and made more or less ornamental, as desired, and any suitable material used in its construction.



The size of the parts renders the wicket more readily discernible than the ordinary wickets, and the beauty of the lawn or ground set out with these improved wickets is greatly enhanced. The arch-piece being made detachable from the side columns A permits of the whole being closely packed, while their construction is such that the cost of manufacture is very small, not materially greater than the ordinary wire wickets.

The time usually allotted to the game of croquet is the latter part of the day, or about sunset, and often the game is so extended that it is desirable to continue into the evening, after darkness has set in. In order to do this the lawn must be illuminated. This is frequently done by hanging lanterns in the trees, or by lamps placed in the windows of the house. This method of illuminating is often impracticable, inconvenient, or unsatisfactory. Therefore, to accomplish the lighting of the croquet-lawn in a more perfect and convenient manner, I combine with the wickets' starting-stake and turn-stake E, candle-sockets or lamp-holders F, in which may be supported candles G, or suitably-formed lamps for illuminating the field or lawn, so that each piece is distinctly indicated by a light, and the ground around each piece thoroughly lighted, so that the players have no difficulty in directing their balls through the wickets and following the routine of the game.

The sockets F may be made of sheet metal

bent to proper form and secured to the stakes E by tacks or screws, as in Figs. 4 and 5, and to the wickets by flange *e* and clips *f f* struck up from the metal of the arch B, or they may be formed of coiled wire, as shown in Fig. 8, or any other suitable form of socket may be employed, as desired. Again, small lamps, specially made for the purpose, may be employed in place of the sockets and candles, but the expense of such would be greater, and I therefore prefer the sockets for general use.

I am aware that wood pins driven to the level of the ground, in which to place the wires of the wickets, have heretofore been known and used; and also, that numbered disks have been used to place upon the wickets for indicating positions of players, and I do not herein make claim to such devices; but

What I do claim as new and of my invention, and desire to secure by Letters Patent, is—

1. In a croquet-wicket, the combination of the wood side columns A A and detachable arch-piece B, substantially as and for the purposes set forth.

2. The combination, with a croquet-wicket or croquet-stake, of a candle-socket or light-holder, for the purpose specified.

PRESBURY WEST.

Witnesses:

CHAS. H. BURLEIGH,  
HENRY W. EDDY.