

G., J. E., & M. VANFOSSEN.

Harvester-Cutter.

No. 161,078

Patented March 23, 1875.

Fig. 1

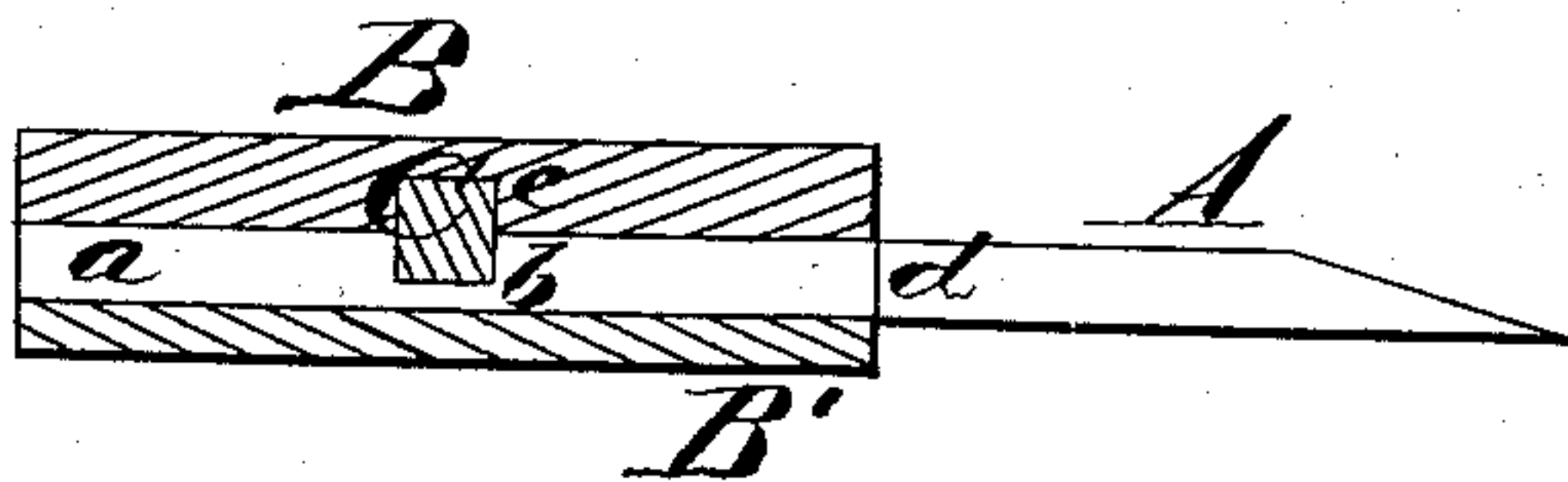


Fig. 2

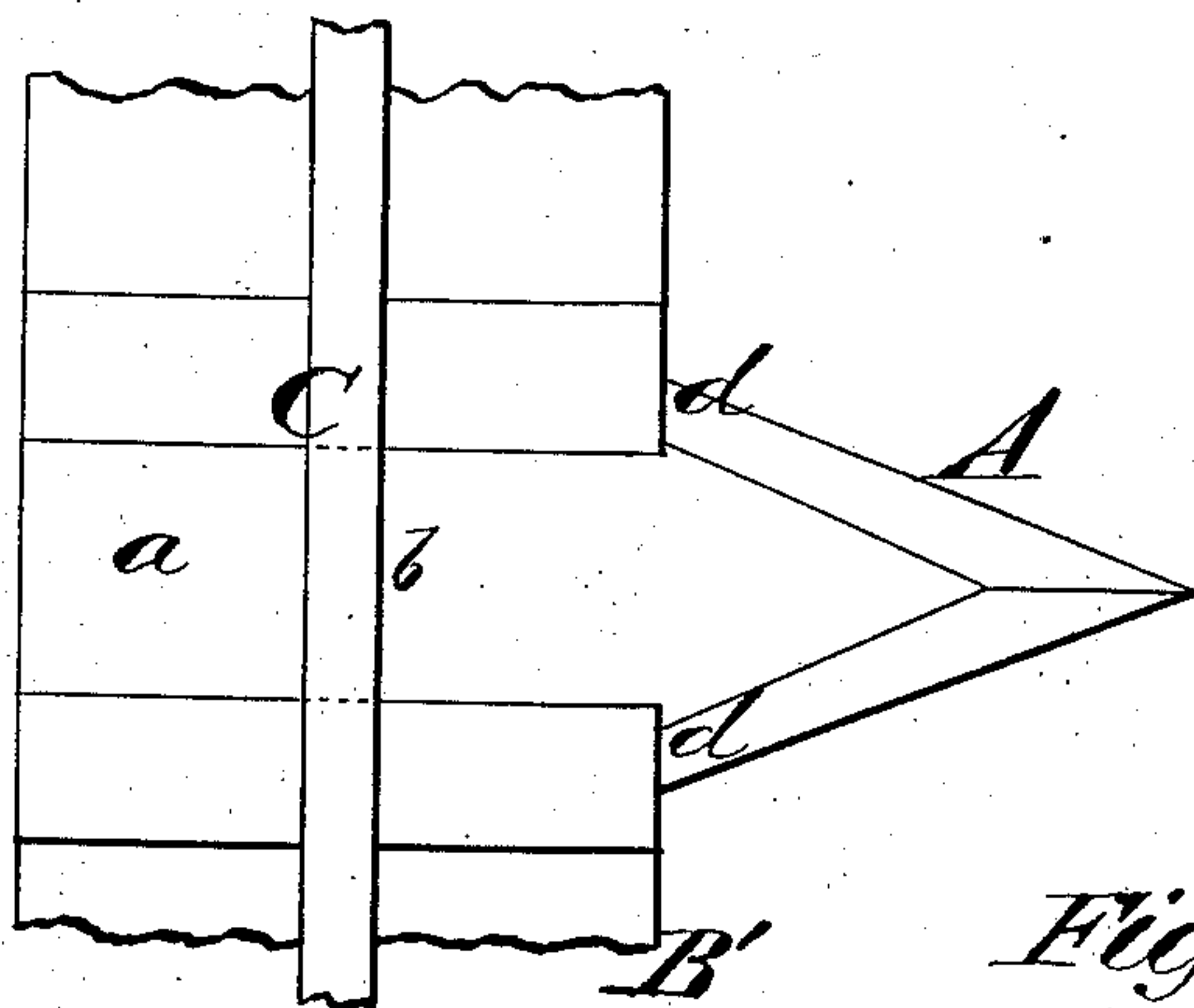


Fig. 4

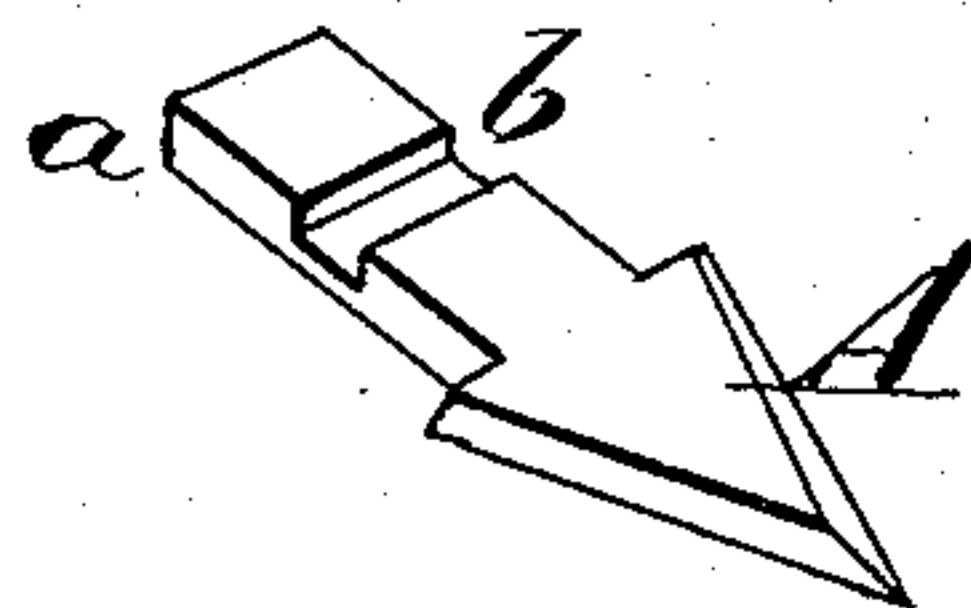
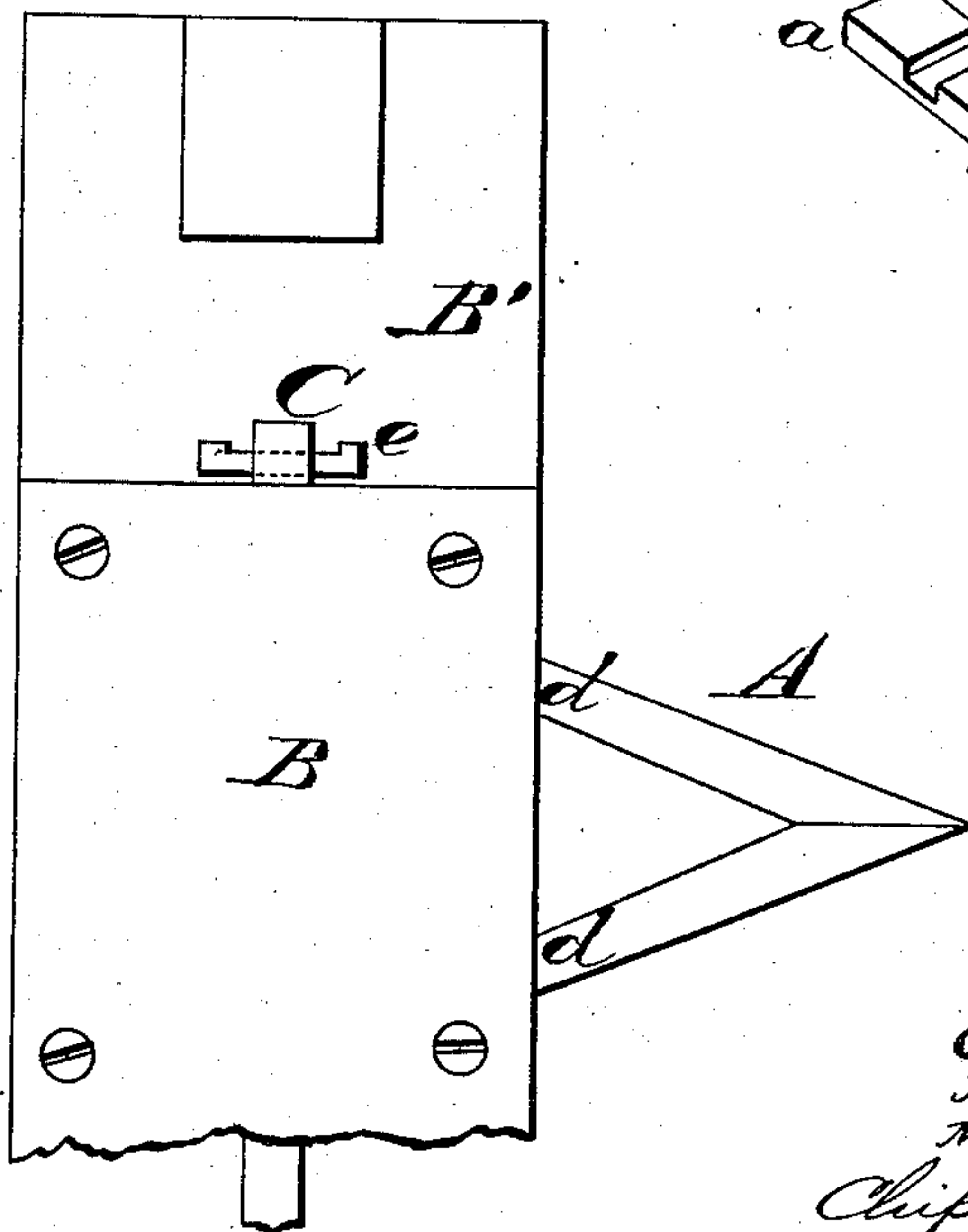


Fig. 3



WITNESSES

Robert Emmett
H. Bates

INVENTORS

Geo. Vanfossen,
Jno. E. Vanfossen,
Martin Vanfossen,
Chapman & Co.
ATTORNEYS

UNITED STATES PATENT OFFICE.

GEORGE VANFOSSSEN, JOHN E. VANFOSSSEN, AND MARTIN VANFOSSSEN, OF
BETHESDA, OHIO.

IMPROVEMENT IN HARVESTER-CUTTERS.

Specification forming part of Letters Patent No. 161,078, dated March 23, 1875; application filed
February 13, 1875.

To all whom it may concern:

Be it known that we, GEORGE VANFOSSSEN, JOHN E. VANFOSSSEN, and MARTIN VANFOSSSEN, all of Bethesda, in the county of Belmont and State of Ohio, have invented a new and valuable Improvement in Cutter-Bar for Reapers; and we do hereby declare that the following is a full, clear, and exact description of the construction and operation of the same, reference being had to the annexed drawings making a part of this specification, and to the letters and figures of reference marked thereon.

Figure 1 of the drawing is a representation of a sectional view of our cutter-bar. Figs. 2 and 3 are plan views of the same; and Fig. 4 is a detail view.

This invention has relation to means for attaching sickle-blades to their bars, whereby the blades can be readily detached for sharpening them and for other purposes.

Our invention consists in confining the grooved shanks of the sickle-blades in recesses between two grooved plates, by means of a rod inserted in said grooves, as will be hereinafter explained.

The sickle-blades A are constructed with narrow shanks *a*, which have grooves *b* transversely across them, and shoulders *d d* at their lateral angles. B B' designate two narrow plates which constitute, when they are secured together, the sickle-holding bar. The

bottom plate B' is grooved transversely and also longitudinally. The transverse grooves in this plate B' are made to snugly receive the shanks *a* of the blades A, as shown in Fig. 2, and the longitudinal groove in this plate intersects the cross-grooves at right angles and receives a rectangular rod, C, which passes through the grooves *b* in the shanks of blades A, and rigidly holds these blades in their places. The top plate or cap B is constructed with a longitudinal groove in it corresponding to the grooves in the shanks *a* and bottom plate B'. This cap B strengthens the sickle-bar and also holds the blades and the rod C down in their recesses. The rod C is confined in its grooves by means of a key, *e*.

What we claim as new, and desire to secure by Letters Patent, is—

Sickle-blades A having grooved shanks *a*, in combination with the sickle-bar, formed of two grooved plates, B B', and with the rod C, substantially as described.

In testimony that we claim the above we have hereunto subscribed our names in the presence of two witnesses.

GEORGE VANFOSSSEN.
JOHN E. VANFOSSSEN.
MARTIN VANFOSSSEN.

Witnesses:

ANDREW MCILVAIN,
KARL MCILVAIN.