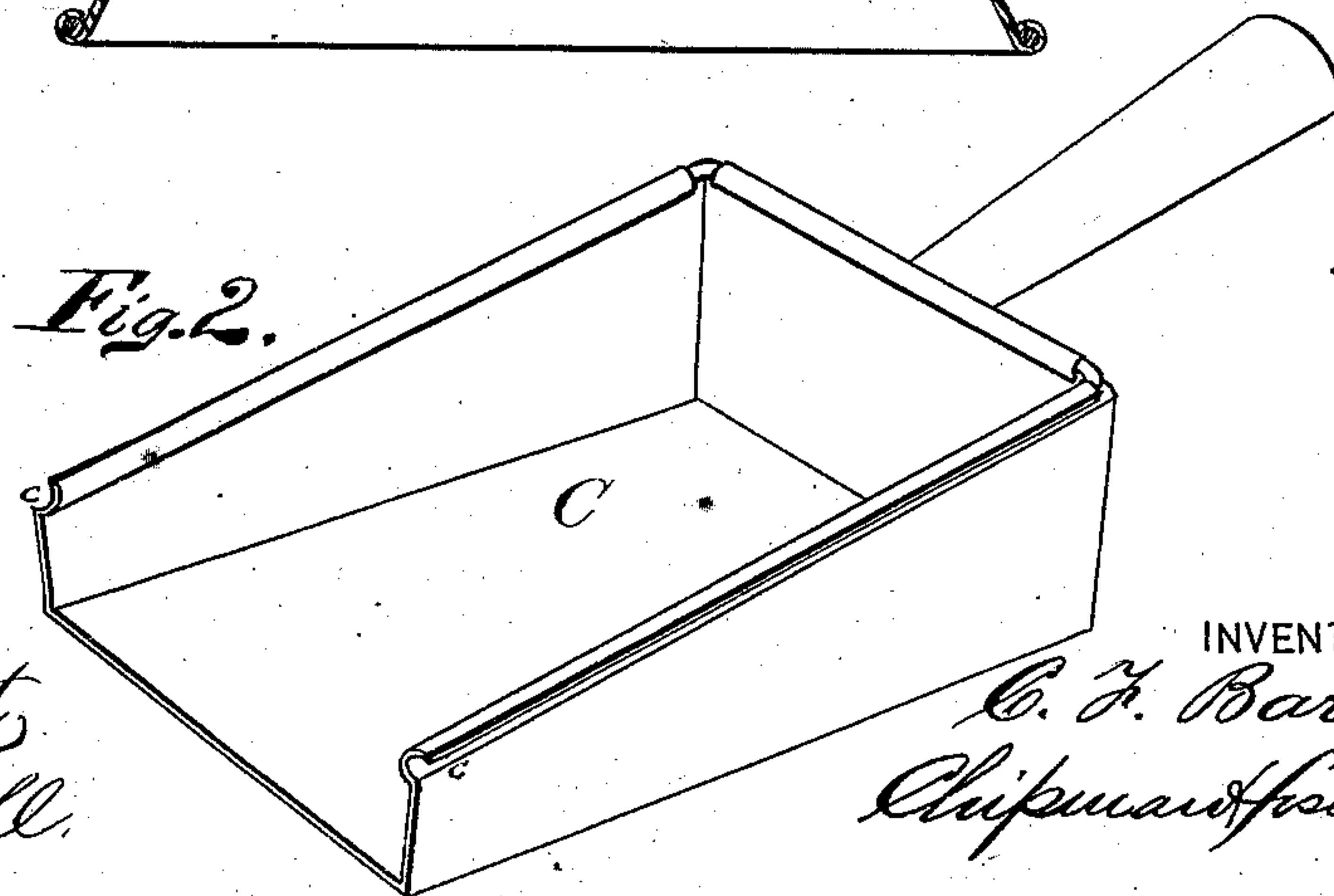
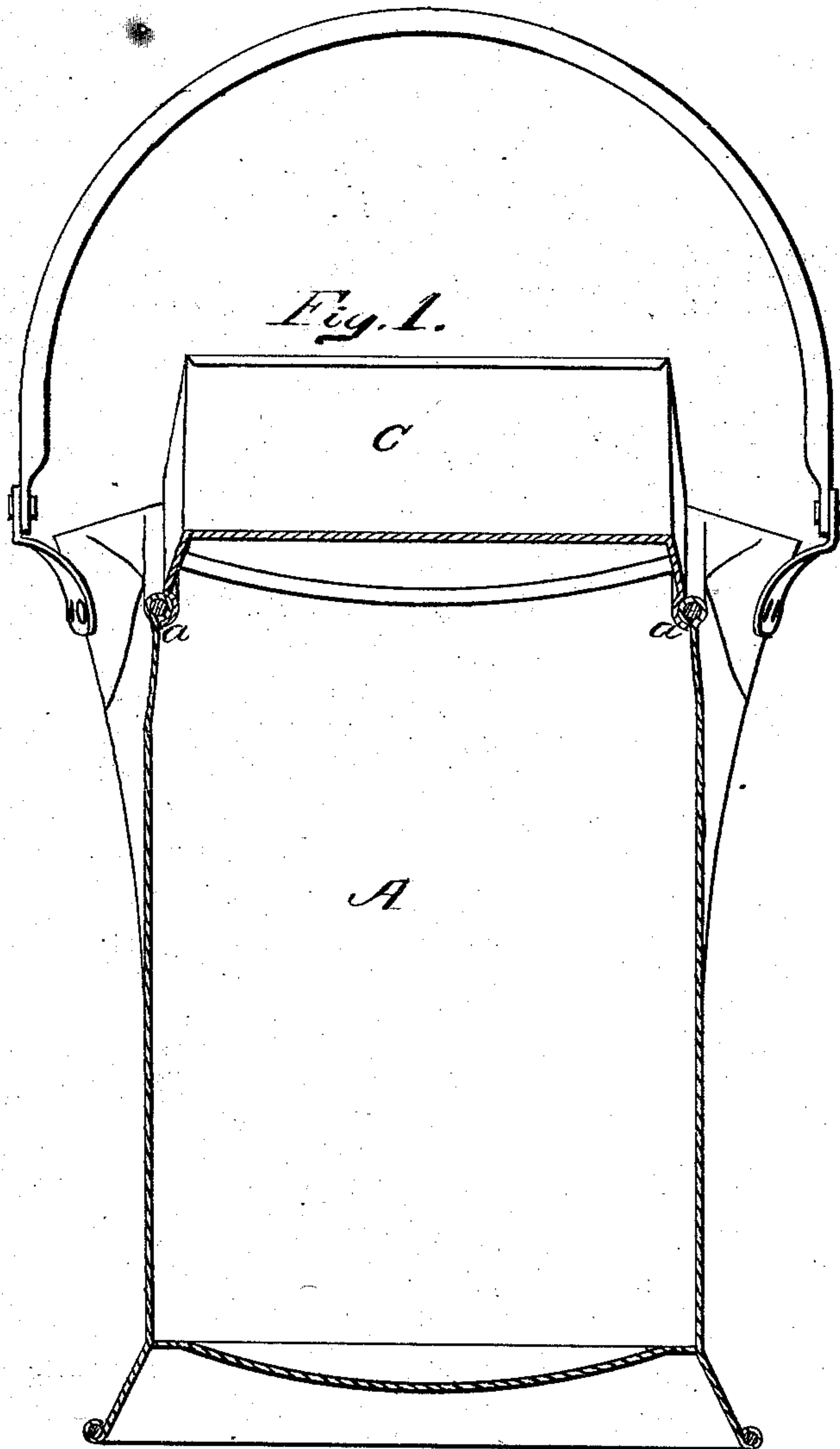


C. F. BARAGER.
Coal-Hod.

No. 160,995.

Patented March 23, 1875.



WITNESSES

Robert Everett,
M. Carroll.

INVENTOR

C. F. Barager,
Chipman & Son & Co.,
ATTORNEYS

C. F. BARAGER.
Coal-Hod.

No. 160,995.

Patented March 23, 1875.

Fig. 3.

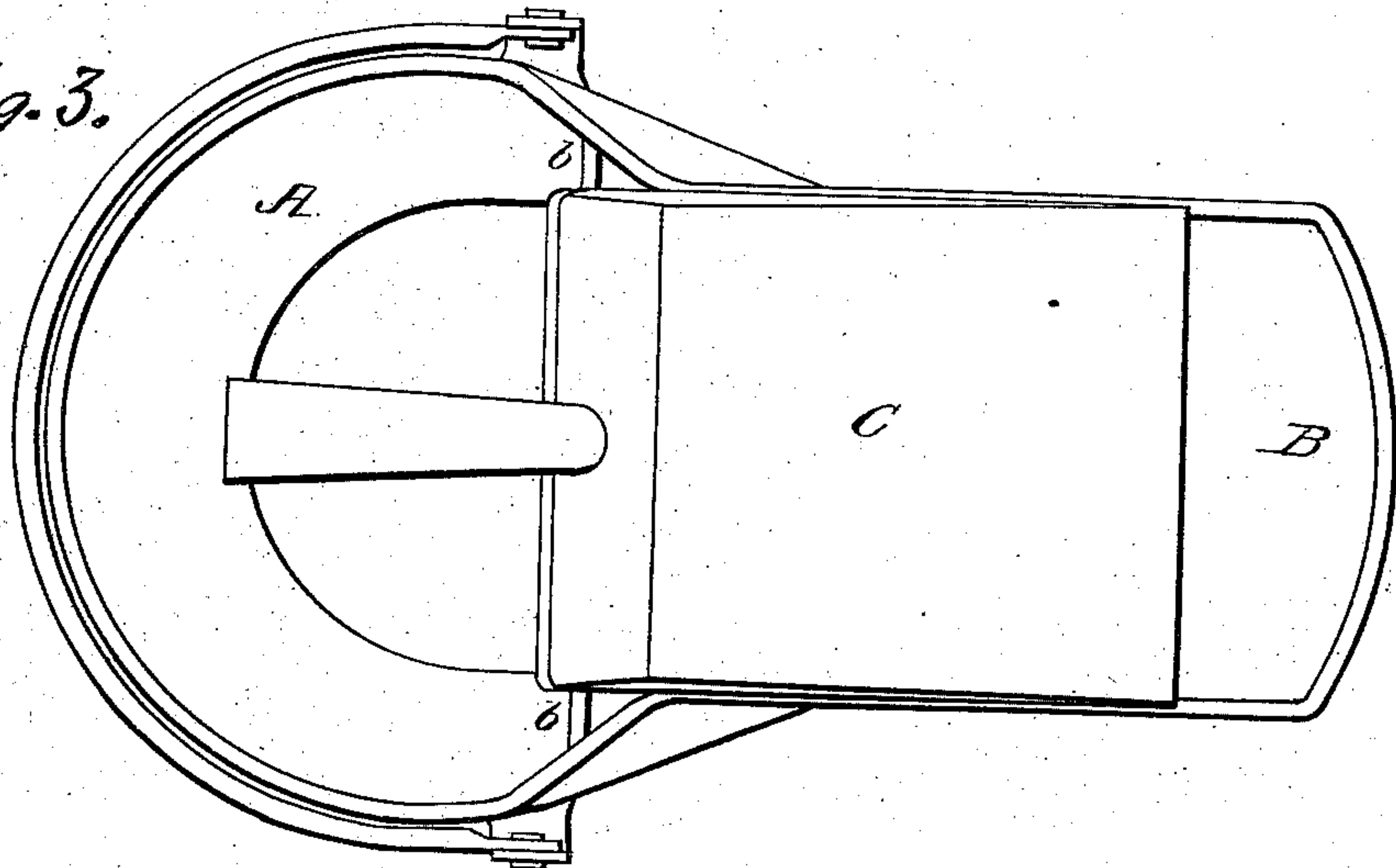
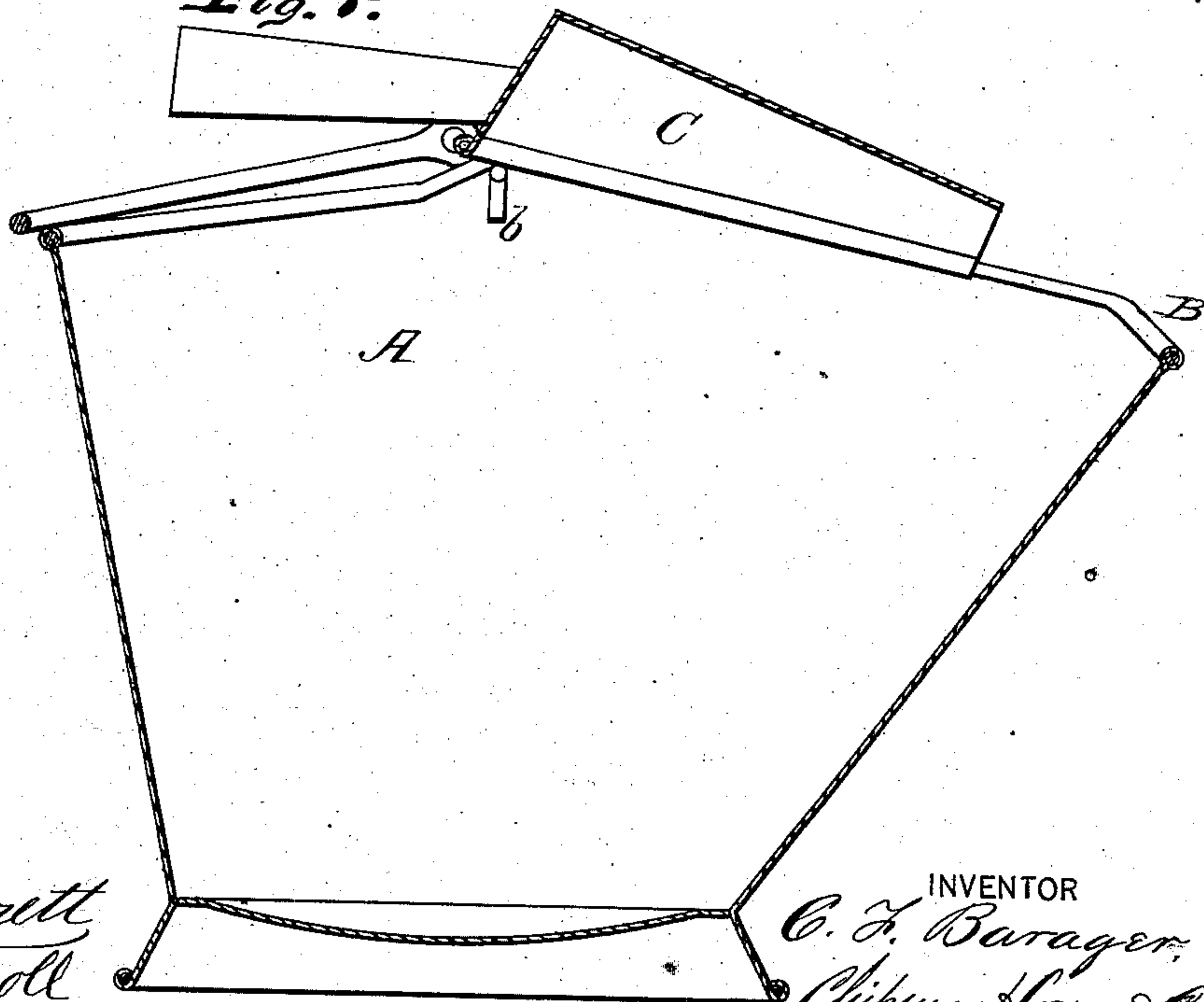


Fig. 4.



WITNESSES
Robert Everett
M. Carroll

INVENTOR
C. F. Barager
Chipman & Co.
ATTORNEYS

UNITED STATES PATENT OFFICE.

CHARLES F. BARAGER, OF WAVERLYTOWN, NEW YORK.

IMPROVEMENT IN COAL-HODS.

Specification forming part of Letters Patent No. **160,995**, dated March 23, 1875; application filed October 24, 1874.

To all whom it may concern:

Be it known that I, CHARLES F. BARAGER, of Waverlytown, in the county of Tioga and State of New York, have invented a new and valuable Improvement known as a Coal-Hod; and I do hereby declare that the following is a full, clear, and exact description of the construction and operation of the same, reference being had to the annexed drawings, making a part of this specification, and to the letters and figures of reference marked thereon.

Figure 1 of the drawing is a representation of a transverse vertical section of my coal-hod. Fig. 2 is a perspective view of the dust-pan or shovel. Fig. 3 is a top view of my hod, and Fig. 4 is a longitudinal vertical sectional view of the same.

The object of this invention is to combine a dust-pan or shovel with a coal-hod in such a manner that when the shovel is not in use as a shovel it forms a hood over the pouring-spout of the hod, and prevents coal from falling over the side of said spout while in the act of supplying a stove through the feed-door.

The following is a description of my invention:

In the annexed drawings, A designates the main portion of the body of my improved hod, and B designates the pouring-spout thereof, the upper edges of which spout are turned over inwardly, and stiffened by inserting a wire, *a*, which wire forms two flanges, for the purpose hereinafter explained. At the rear termini of these flanges portions of the body of the hod are turned over, as designated by Fig. 1, for the purpose of affording long bearings for receiving and holding in place a dust-pan or shovel, C, without increasing the length of the pouring-spout B. Just below the rear ends of the wire *a*, which forms two parallel flanges for holding the shovel C, as

above stated, are two inwardly-projecting studs, *b b*, which serve as guides for directing the shovel to its place on the pouring-spout of the hod. The shovel C is constructed like any ordinary shovel or dust-pan used about a stove with this exception, to wit: The upper edges of its sides are crimped, so as to leave grooves *c c*, adapted to receive the parallel flanges *a* on the upper edges of the pouring-spout B.

It will be seen from the above description that I utilize the shovel C as a means for preventing coal from falling over the sides of the pouring-spout B, while feeding the stove, without in any manner whatever impairing or detracting from the usefulness of the shovel. It will also be seen that the shovel, when in its place on the pouring-spout of the hod, can be adjusted longitudinally, so as to increase or diminish the capacity of the pouring-opening, according to the size of the coal used. It will furthermore be seen that I provide a place and support for a shovel on a coal-hod, where the shovel will always be convenient for use.

It is obvious that the shovel may be constructed with flanges instead of grooves, in which case grooves would be formed on the upper edges of the pouring-spout.

What I claim as new, and desire to secure by Letters Patent, is—

In combination with a pouring-spout of a coal-hod, a removable shovel or dust-pan, C, applied to said spout, substantially as described.

In testimony that I claim the above I have hereunto subscribed my name in the presence of two witnesses.

CHARLES F. BARAGER.

Witnesses:

ROBERT W. MARHELL,
MORRIS L. BENNETT.