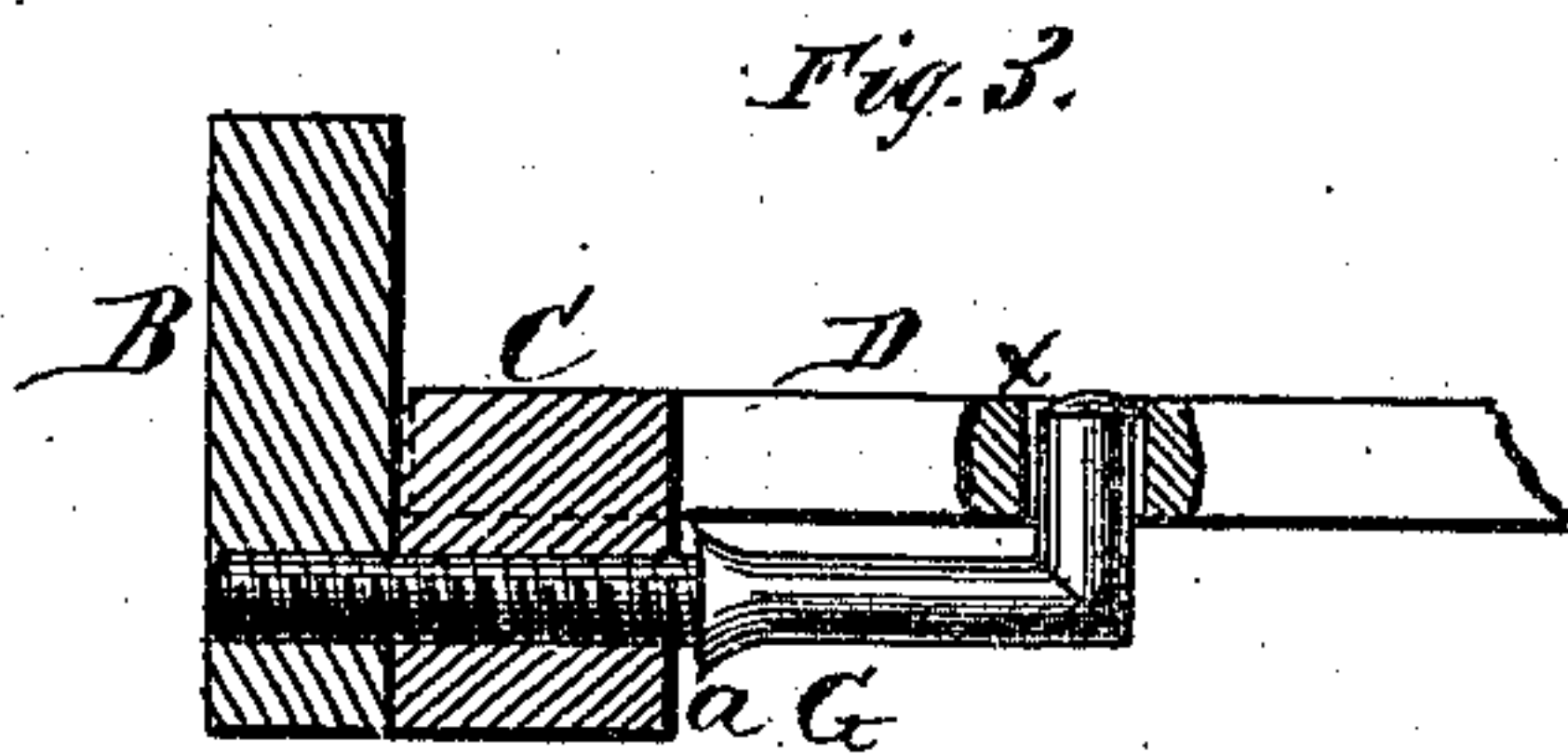
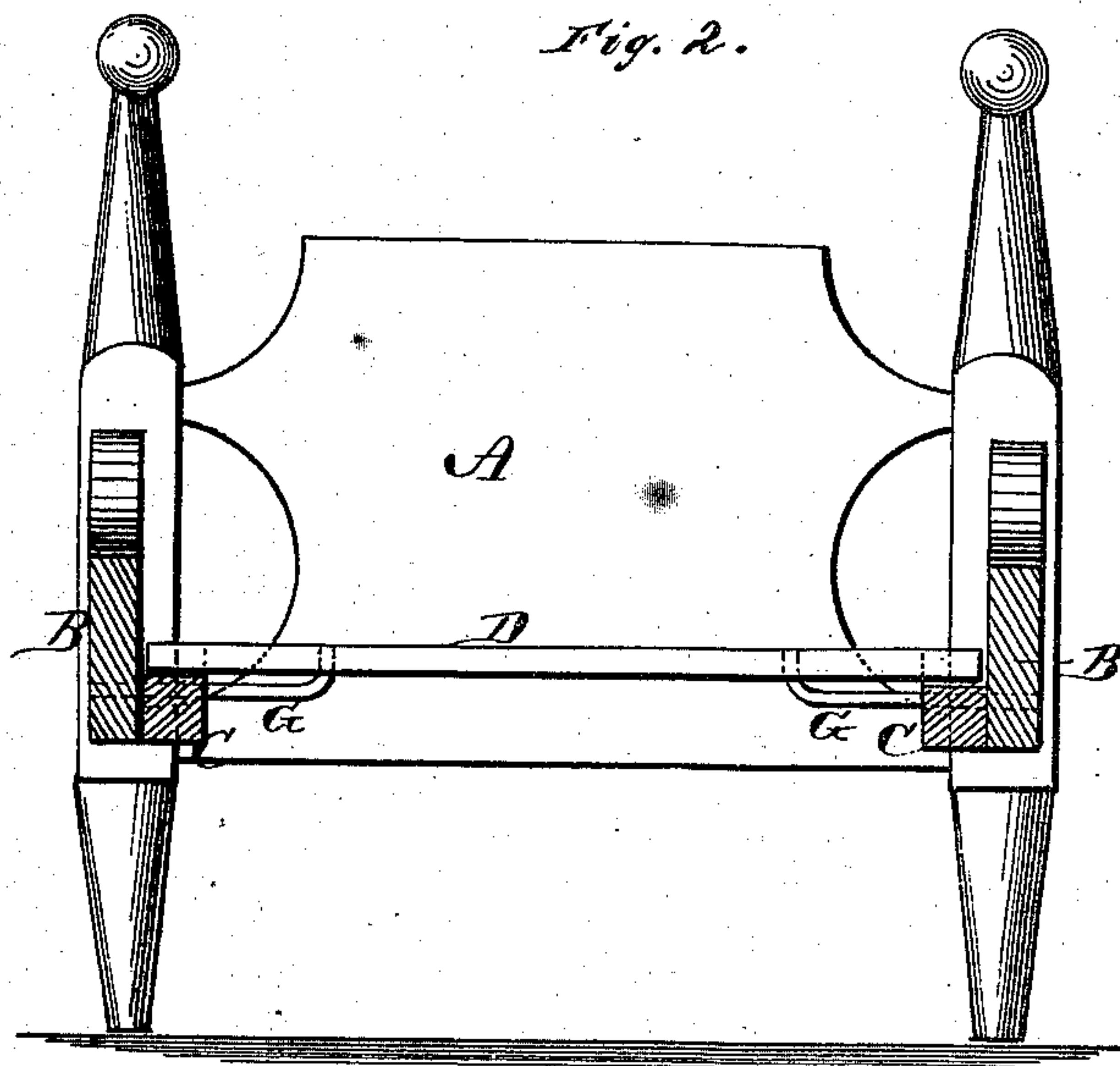
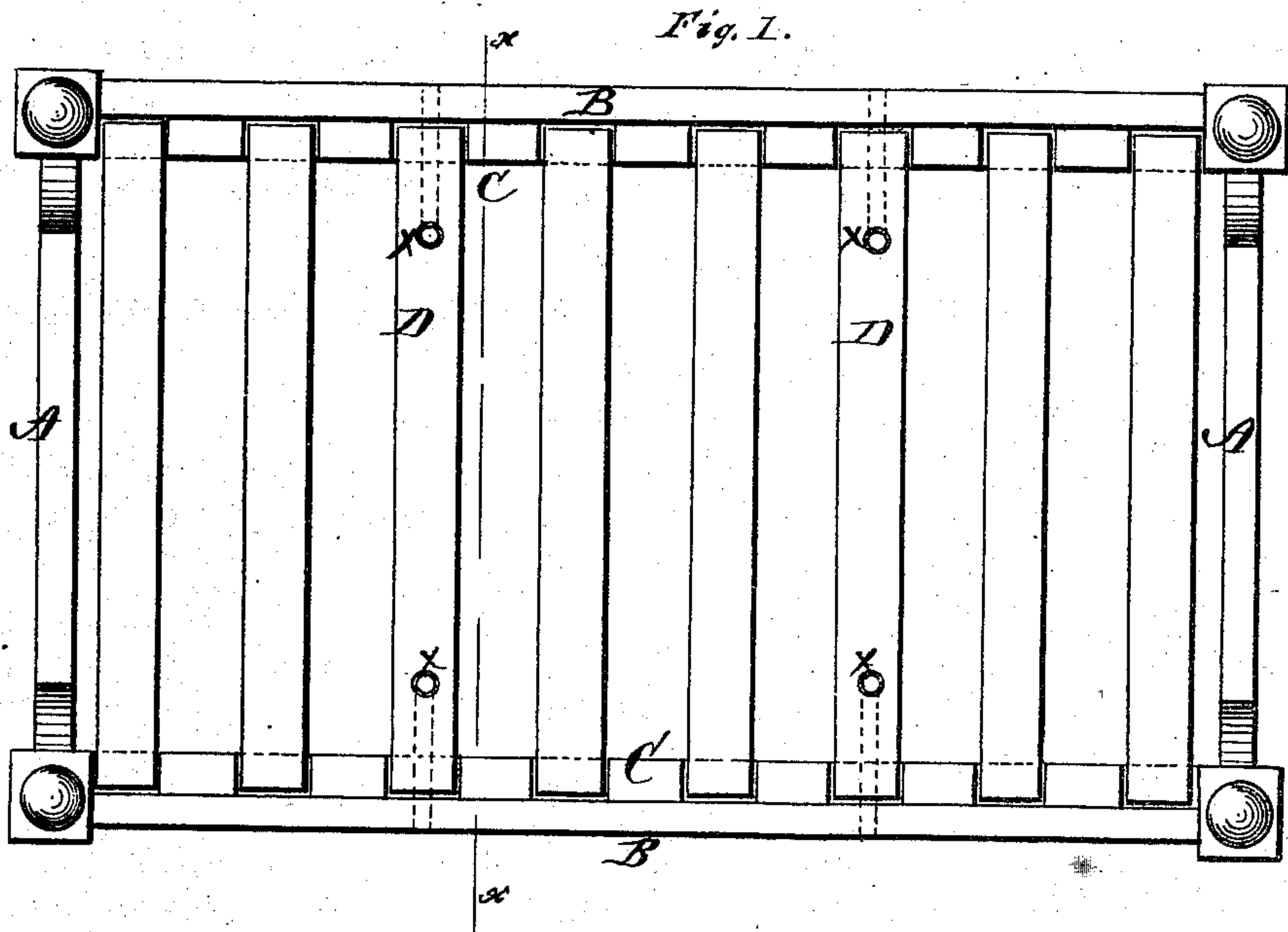


C. SNYDER.  
Bedstead.

No. 160,963.

Patented March 16, 1875.



WITNESSES:  
P. C. Dittmer  
H. Scott

INVENTOR,  
Charles Snyder

per C. H. Watson & Co.  
ATTORNEYS.

# UNITED STATES PATENT OFFICE.

CHARLES SNYDER, OF BELLE PLAINE, IOWA.

## IMPROVEMENT IN BEDSTEADS.

Specification forming part of Letters Patent No. **160,963**, dated March 16, 1875; application filed July 27, 1874.

*To all whom it may concern:*

Be it known that I, CHARLES SNYDER, of Belle Plaine, in the county of Benton and State of Iowa, have invented certain new and useful Improvements in Bedsteads; and I do hereby declare that the following is a full, clear, and exact description thereof, which will enable others skilled in the art to which it pertains to make and use the same, reference being had to the accompanying drawings, and to the letters of reference marked thereon, which form a part of this specification.

My invention relates to that class of bedsteads in which the sides are provided with longitudinal rails on the inside to support the bed-slats; and the nature of my invention consists in an L-shaped hook, screwed from the inside into said rail and side piece, and the vertical part of the hook entering a hole in the slat, for the purpose of strengthening the bedstead and supporting the slats and sides, as will be hereinafter more fully set forth.

In the accompanying drawing, Figure 1 is a plan view of a bedstead embodying my invention; and Fig. 2 is a transverse vertical section of the same through the line *x x*, Fig. 1. Fig. 3 is an enlarged transverse vertical section through one side of the bedstead, showing the L-shaped hook.

A A represent the end pieces, and B B the side pieces, of an ordinary bedstead. C C are the rails on the inside of the side pieces B B, for supporting the slats D D. The rails C C are secured to the side pieces B B by means of L-shaped hooks G G, the horizontal parts of which are provided with screw-threads, to be screwed from the inside through the rails into the side pieces up to a shoulder or collar, *a*, on the hook, thereby strengthening the sides of the bedstead. The upper edges of the rails C C are recessed or notched, as usual, for the

reception of the ends of the slats D D, and the vertical ends of the hooks G G enter holes *x* made in the slats, as shown. This will prevent the sides of the bedstead from bulging outward, which is often the case, especially when the bedsteads get old. The horizontal parts of the hooks G are sufficiently far below the slats to allow the slats to spring down, while they are at the same time held and supported by the vertical parts of the hooks, so that they cannot slip off from the rails C C, no matter what weight is placed upon them.

I am aware that hooks have been used on longitudinal slats or rails, upon which the cross-slats are placed, said hooks used for the purpose of drawing and holding the parts together; and I do not, therefore, claim such device, my improvement being in having the hooks pass through the inner rails C C into the side pieces B B, thereby securing the inner rails to the side pieces, and at the same time furnishing a means by the L shape to secure the cross-slats in place.

Having thus fully described my invention, what I claim, and desire to secure by Letters Patent, is—

The cross-slats D, having perforations *x*, side pieces B B, and side rails C C, in combination with the L-shaped screw-hooks G, with shoulders *a*, said hooks being adapted to secure the side rails to the side pieces, and to hold the cross-slats in position, all as and for the purpose specified.

In testimony that I claim the foregoing as my own I affix my signature in presence of two witnesses.

CHARLES SNYDER.

Witnesses:

GEO. C. SCRIMGEOUR,  
A. F. BELL.