

M. E. LASHER.
Burglar-Alarm.

No. 160,918.

Patented March 16, 1875.

Fig. 1.

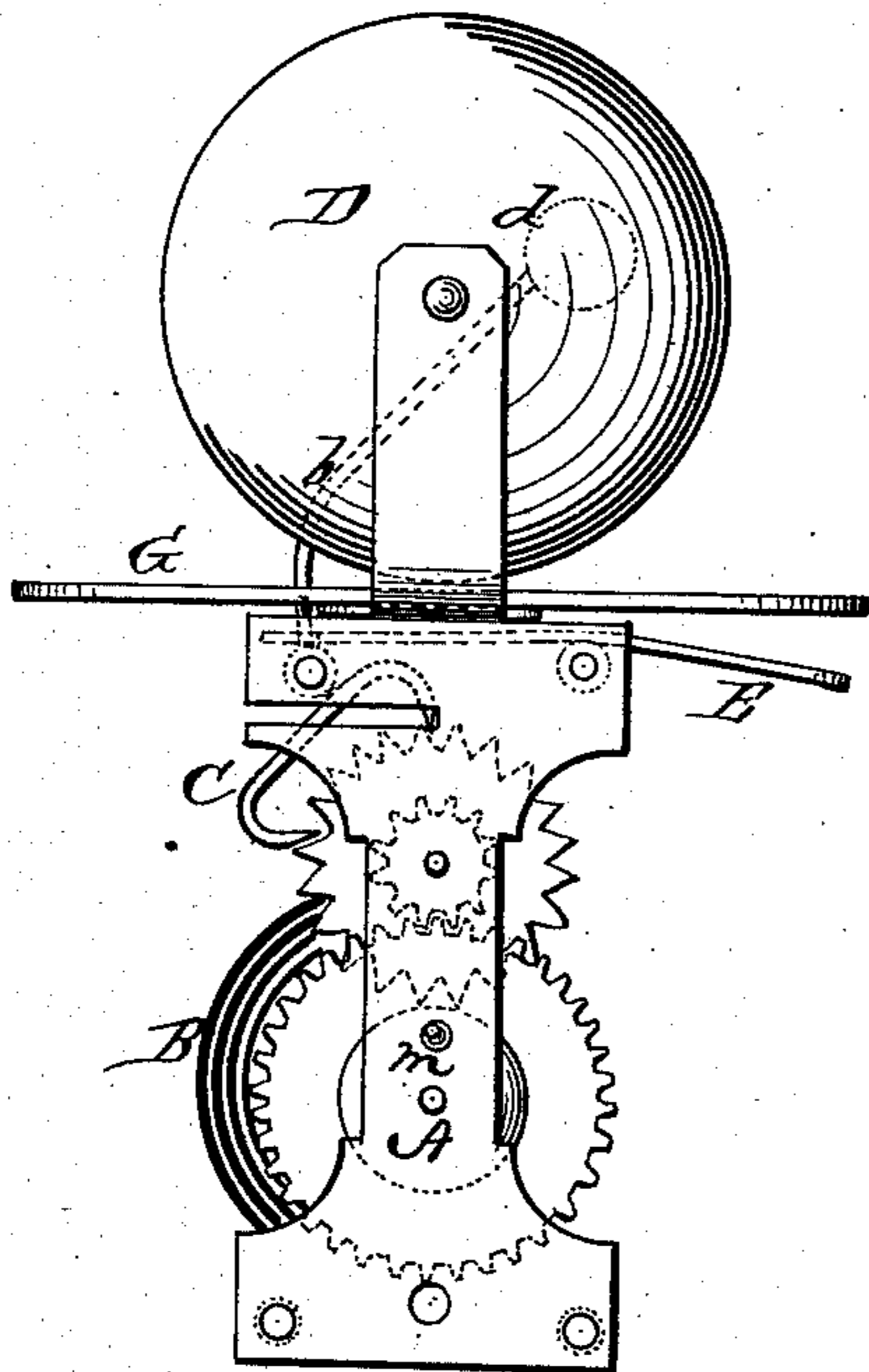


Fig. 2.

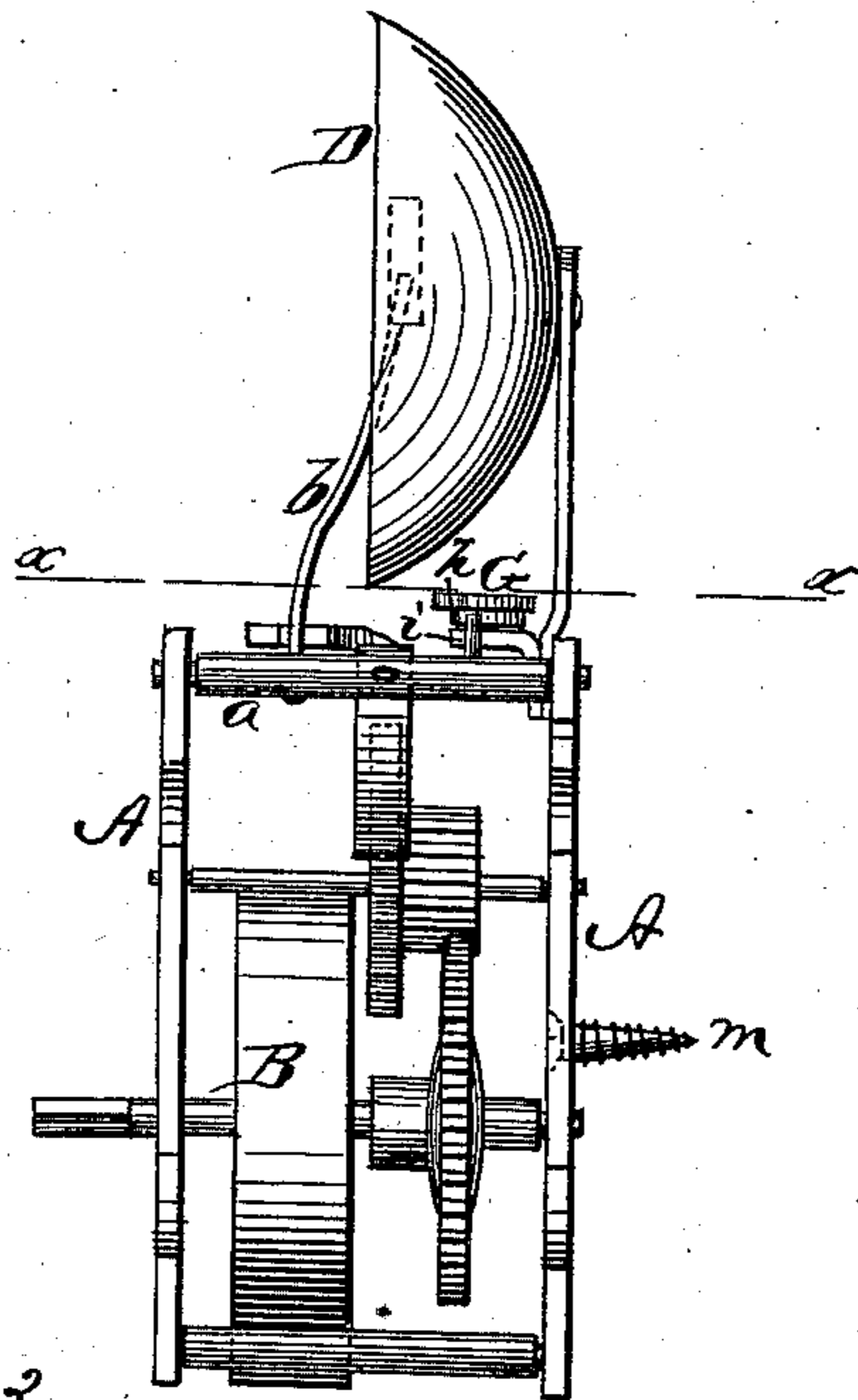
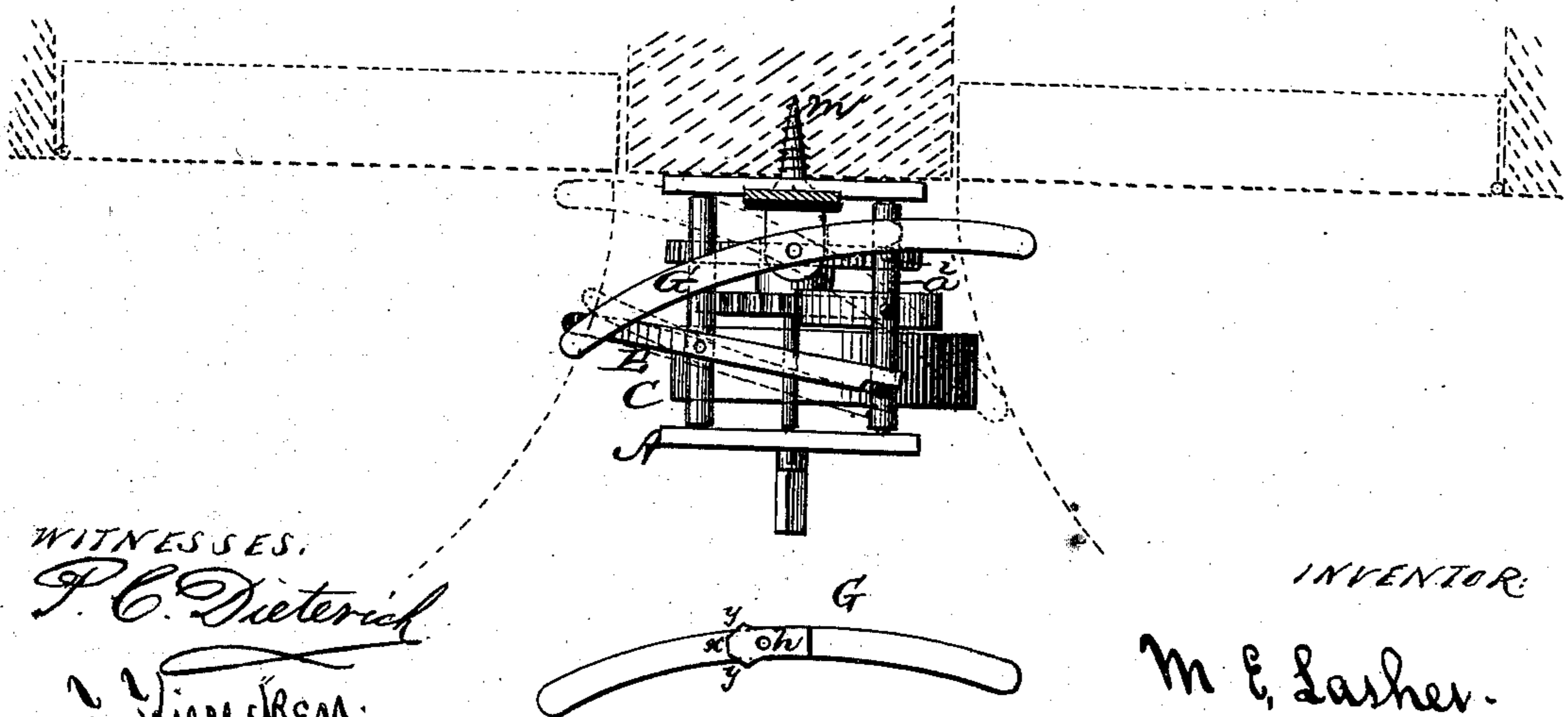


Fig. 3.



WITNESSES.

P. C. Dieterich
J. J. Fischer

INVENTOR:

M. E. Lasher.

For J. H. Alexander

ATTORNEY.

UNITED STATES PATENT OFFICE.

MORGAN E. LASHER, OF CHAMPAIGN, ILLINOIS.

IMPROVEMENT IN BURGLAR-ALARMS.

Specification forming part of Letters Patent No. **160,918**, dated March 16, 1875; application filed January 18, 1875.

To all whom it may concern:

Be it known that I, MORGAN E. LASHER, of Champaign, in the county of Champaign and State of Illinois, have invented certain new and useful Improvements in Burglar-Alarms; and I do hereby declare that the following is a full, clear, and exact description thereof, reference being had to the accompanying drawings, and to the letters of reference marked thereon, which form part of this specification.

My invention relates to the class of burglar-alarms which are operated by clock-work; and it consists in the devices for starting the alarm by the opening of a door, as will be hereinafter more fully set forth.

In order to enable others skilled in the art to which my invention appertains to make and use the same, I will now proceed to describe its construction and operation, referring to the annexed drawing, in which—

Figure 1 is a front elevation, and Fig. 2 a side view, of a burglar-alarm embodying my invention. Fig. 3 is a plan view of the same, with the gong or bell removed.

A represents a suitable frame-work, containing a clock-work, B, of which C is the detent. This detent is attached to a shaft, *a*, from which projects the rod *b* carrying the hammer *d* to sound the bell or gong D. On a projection from the frame-work A is pivoted a lever, G, which is on its under side formed with a lug or bar, *h*. The outer end of this bar is formed with a straight side, *x*, and an incline, *y*, on each side thereof. On the detent-shaft *a* is a pin, *i*, as shown. The alarm is to be fastened to a door-frame by means of a screw, *m*, projecting from the frame A or by any other suitable means; and the lever G is turned with one end overlapping the edge of the door, and so that the side *x* of the

bar or lug *h* will be against the pin *i*, thereby holding the detent C in the escape-wheel of the clock-work, and, of course, preventing the same from running.

When it is attempted to open the door, the door at once turns the lever G so that one of the inclined sides *y* comes against the pin *i*, and the force of the spring of the clock-work in starting the same to run, throws the lever entirely out of the way and the alarm is at once sounded. The lever G, extending on both sides of the alarm, and the bar or lug *h*, having an incline, *y*, on each side of the straight part *x*, it is clear that the alarm may be applied to doors opening either to the right or left. A lever, E, is pivoted on any suitable part of the frame A to come in contact with and hold the hammer-wire *b* when desired.

Having thus fully described my invention, what I claim as new, and desire to secure by Letters Patent, is—

1. The combination, with a burglar-alarm operated by clock-work, of the pivoted lever G or its equivalent, extending on both sides of the alarm, and arranged to stop and start the clock-work, so that the alarm can be used with any door, whether opening to the right or left, as herein set forth.

2. The combination, with the clock-work, of a burglar-alarm, of the pin *i* on the rock-shaft of the hammer, and the pivoted lever, provided with the lug or bar *h*, substantially as and for the purposes set forth.

In testimony that I claim the foregoing as my own I affix my signature in presence of two witnesses.

MORGAN E. LASHER.

Witnesses:

J. H. ALEXANDER,
W. C. MCARTHUR.