

S. C. HAMLIN.
Ironing-Table.

No. 160,901.

Patented March 16, 1875.

Fig. 1.

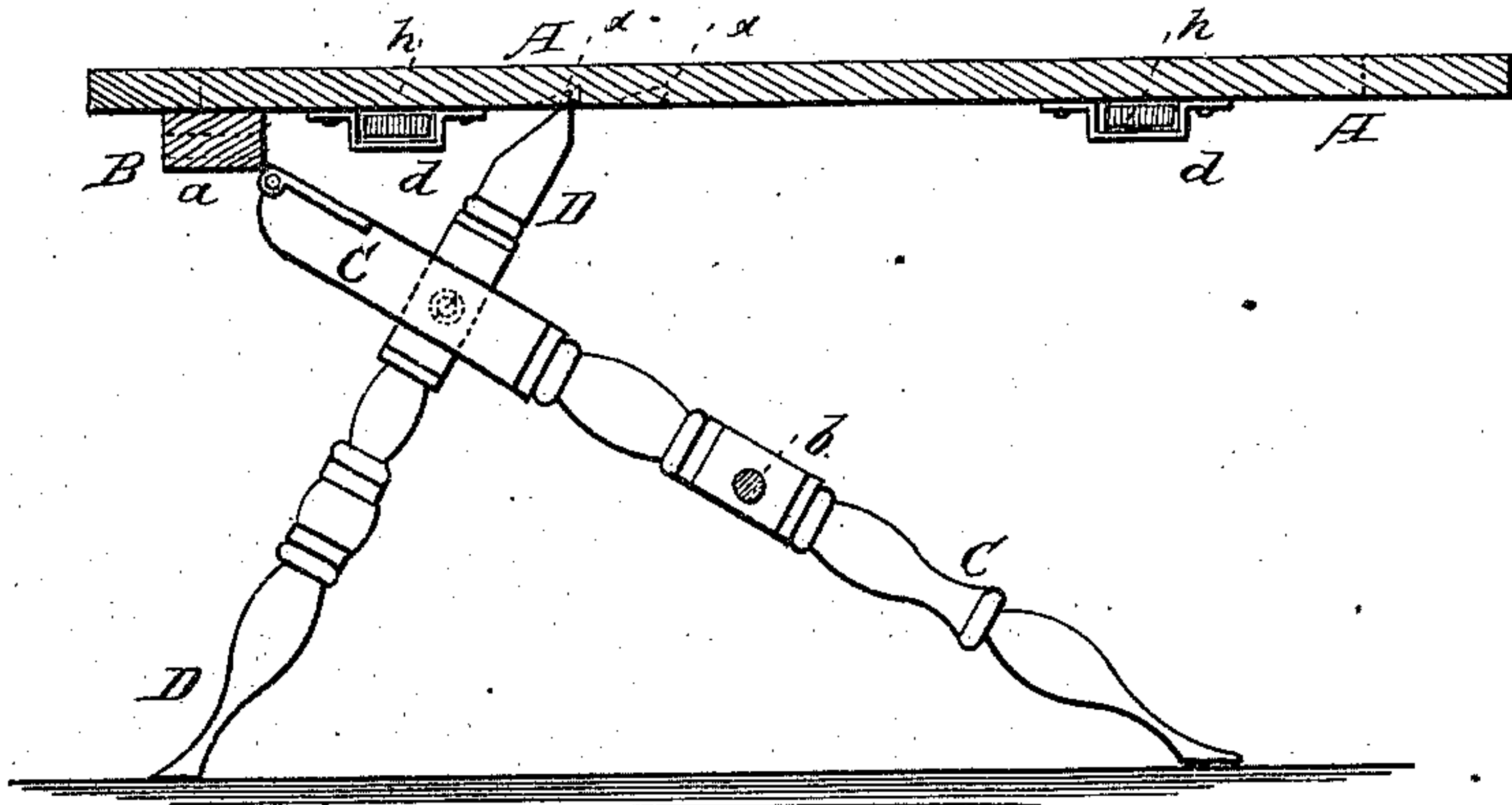


Fig. 2.

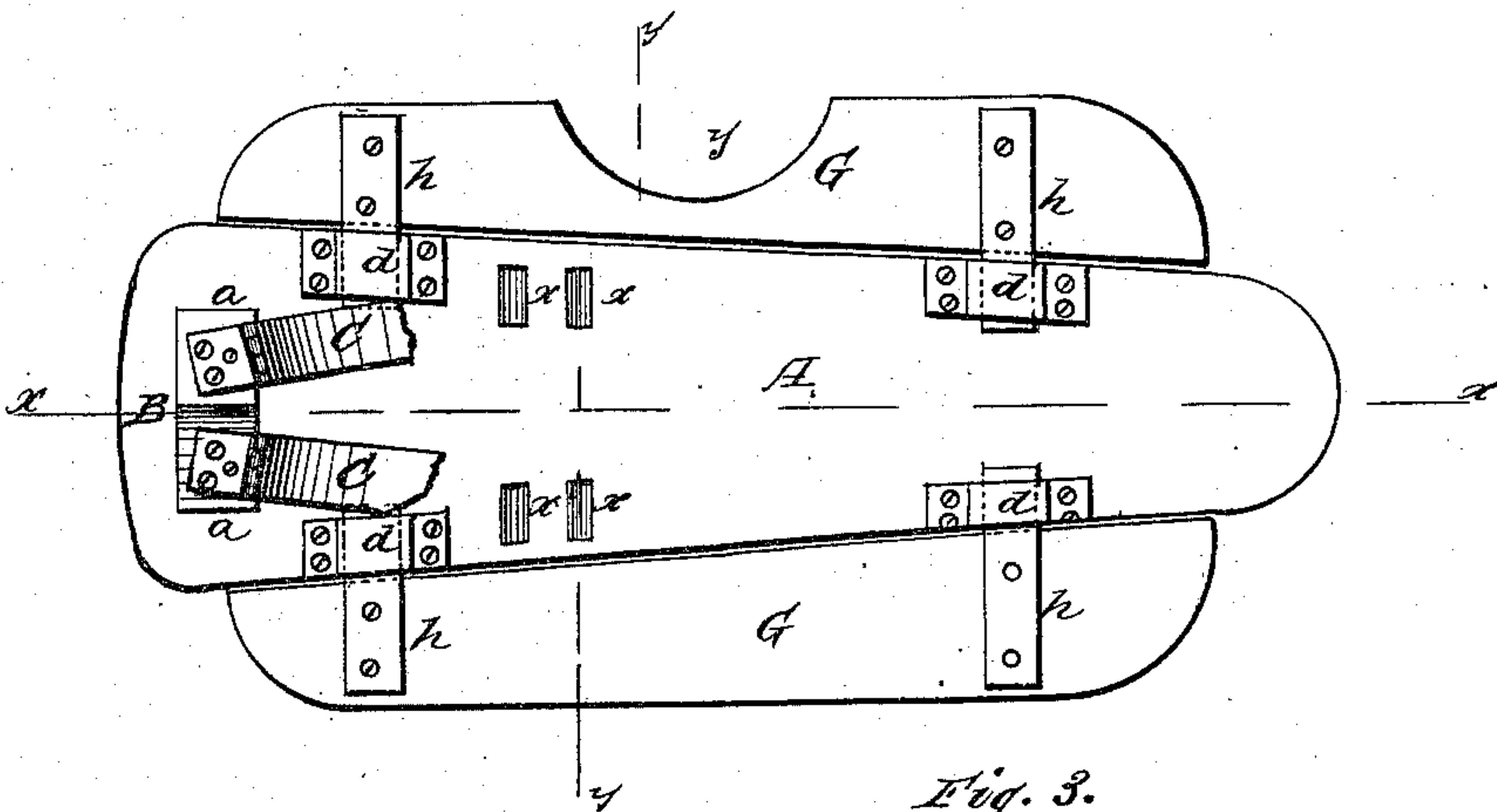
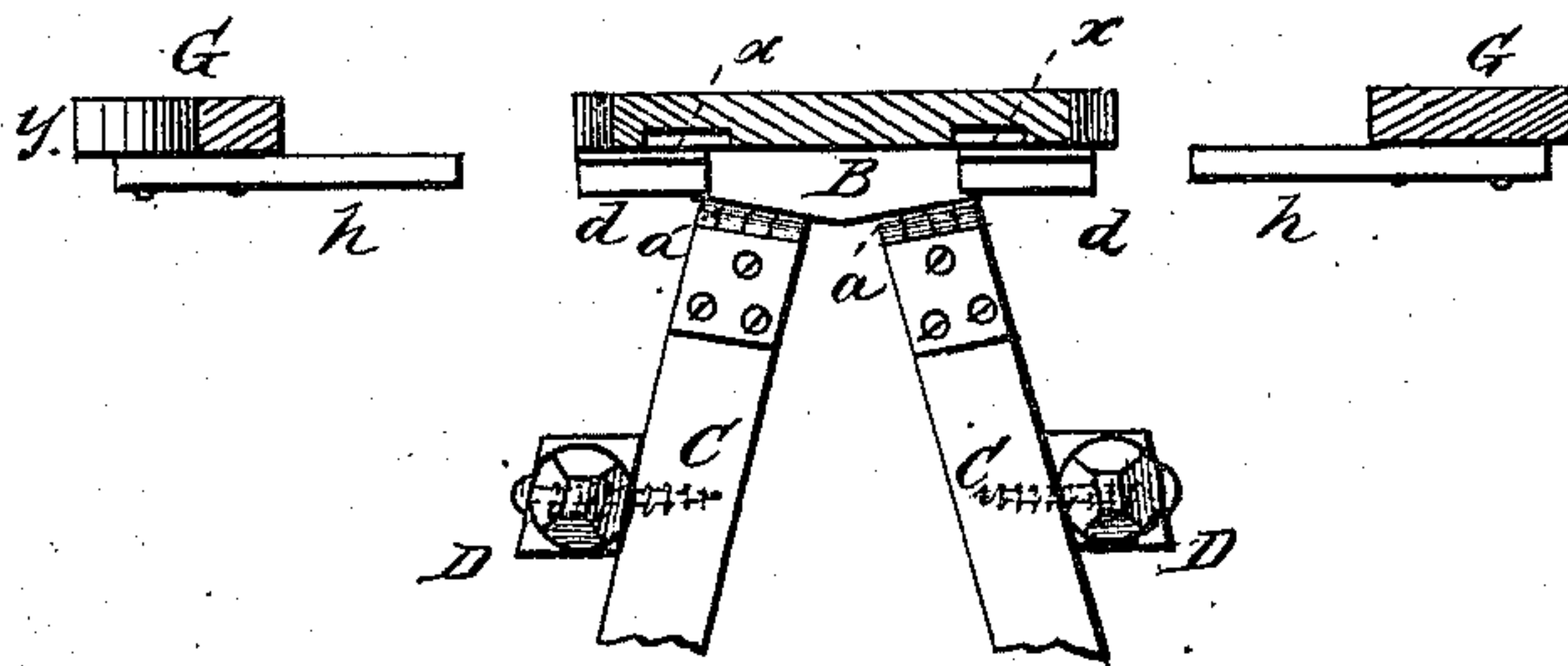


Fig. 3.



WITNESSES:

P. C. Dieterich.

W. C. McArthur.

INVENTOR.

S. C. Hamlin

per. J. H. Alexander
ATTORNEY.

UNITED STATES PATENT OFFICE.

SOLOMON C. HAMLIN, OF YPSILANTI, MICHIGAN.

IMPROVEMENT IN IRONING-TABLES.

Specification forming part of Letters Patent No. **160,901**, dated March 16, 1875; application filed September 15, 1874.

To all whom it may concern:

Be it known that I, SOLOMON C. HAMLIN, of Ypsilanti, in the county of Washtenaw and State of Michigan, have invented certain new and useful Improvements in Ironing and Work Tables; and I do hereby declare that the following is a full, clear, and exact description thereof, reference being had to the accompanying drawings, and to the letters of reference marked thereon, which form part of this specification.

The nature of my invention consists in the construction and arrangement of a combined ironing-table and work-table for ladies, as will be hereinafter more fully set forth.

In order to enable others skilled in the art to which my invention appertains to make and use the same, I will now proceed to describe its construction and operation, referring to the annexed drawing, in which—

Figure 1 is a central vertical section on line *x x*, Fig. 2. Fig. 2 is a bottom view; and Fig. 3 is a cross-section on line *y y*, Fig. 2.

A represents an ironing-table or ironing-board, of any of the known and usual forms. On the under side of the board A, at the head or larger end, is secured a cross-bar, B, the under side of which has two inclined surfaces, *a a*, running from the center to the ends, and on these inclined surfaces are hinged the legs C C, which are connected by a round, *b*, as shown. The legs C C, being hinged to the inclined surfaces *a a*, are thereby spread outward at their lower ends, so as to form firm supports for the board A. On the outer side of each leg C, a suitable distance from the up-

per or hinged end, is pivoted a short leg, D, the upper end of which is pointed or beveled, to enter notches or recesses *x*, made in the under side of the board A. By this means the board is supported firmly in a horizontal position; and there being two or more pairs of notches, the board may be held at any desired height.

The smaller end of the board A is entirely free, so that skirts or other similar articles may be drawn over the board for ironing. When not desired for use it can be folded up and put away, taking but little room.

On the under side of the board A, near each edge, are secured two loops, *d d*, for the insertion of bars *h h*, which are attached to and project from the under side of leaves G G. These leaves are thus held at the sides of the ironing-board A, transforming it into a lady's work-table. One of the leaves G is cut out at *y* as a lap-board.

Having thus fully described my invention, what I claim as new, and desire to secure by Letters Patent, is—

The combination of the ironing-board A, having notches *x x*, the cross-bar B, with inclined surface *a a*, the hinged legs C C, united by round *b*, and the legs D D, pivoted to the legs C, all constructed and arranged as set forth.

In testimony that I claim the foregoing as my own I affix my signature in presence of two witnesses.

SOLOMON C. HAMLIN.

Witnesses:

WILLIAM KING,
MARION KING.