

J. J. ADGATE.
Nut-Lock.

No. 160,862.

Patented March 16, 1875.

Fig. 1.




Fig. 2.

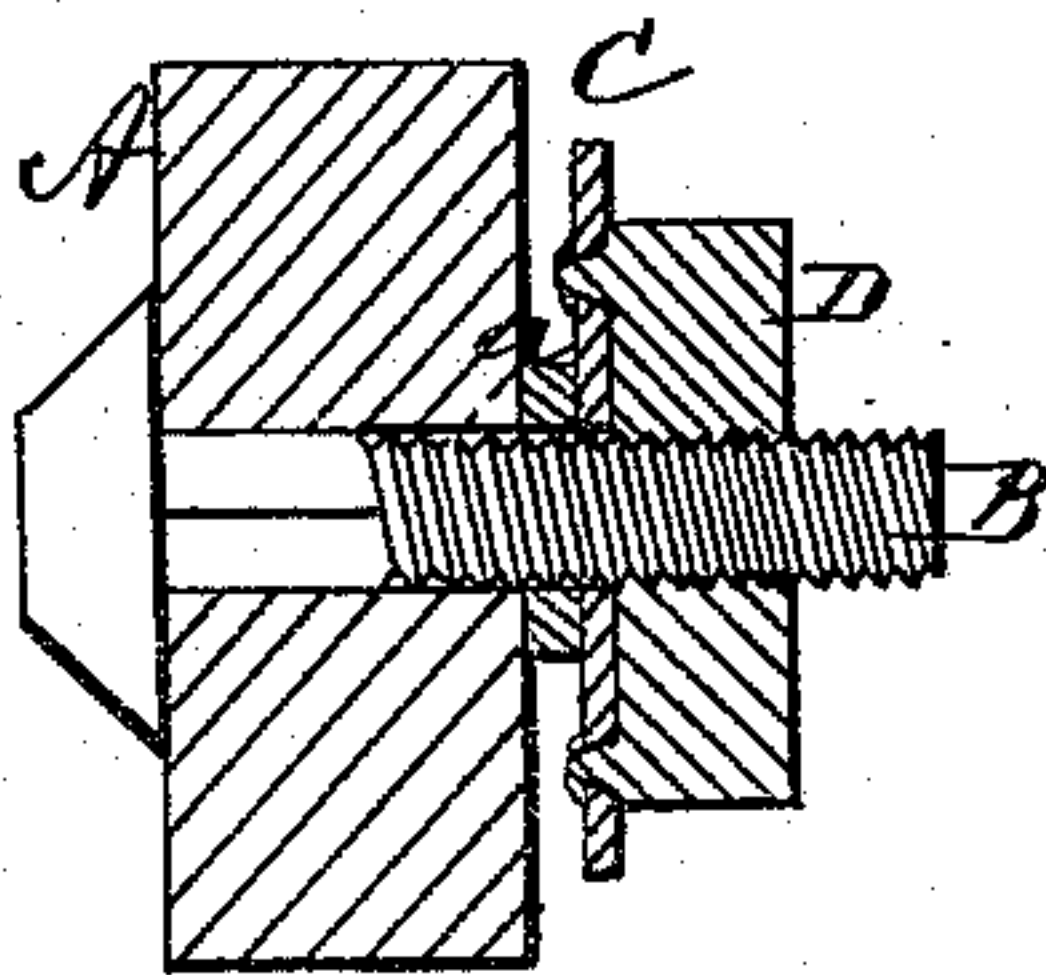


Fig. 3.

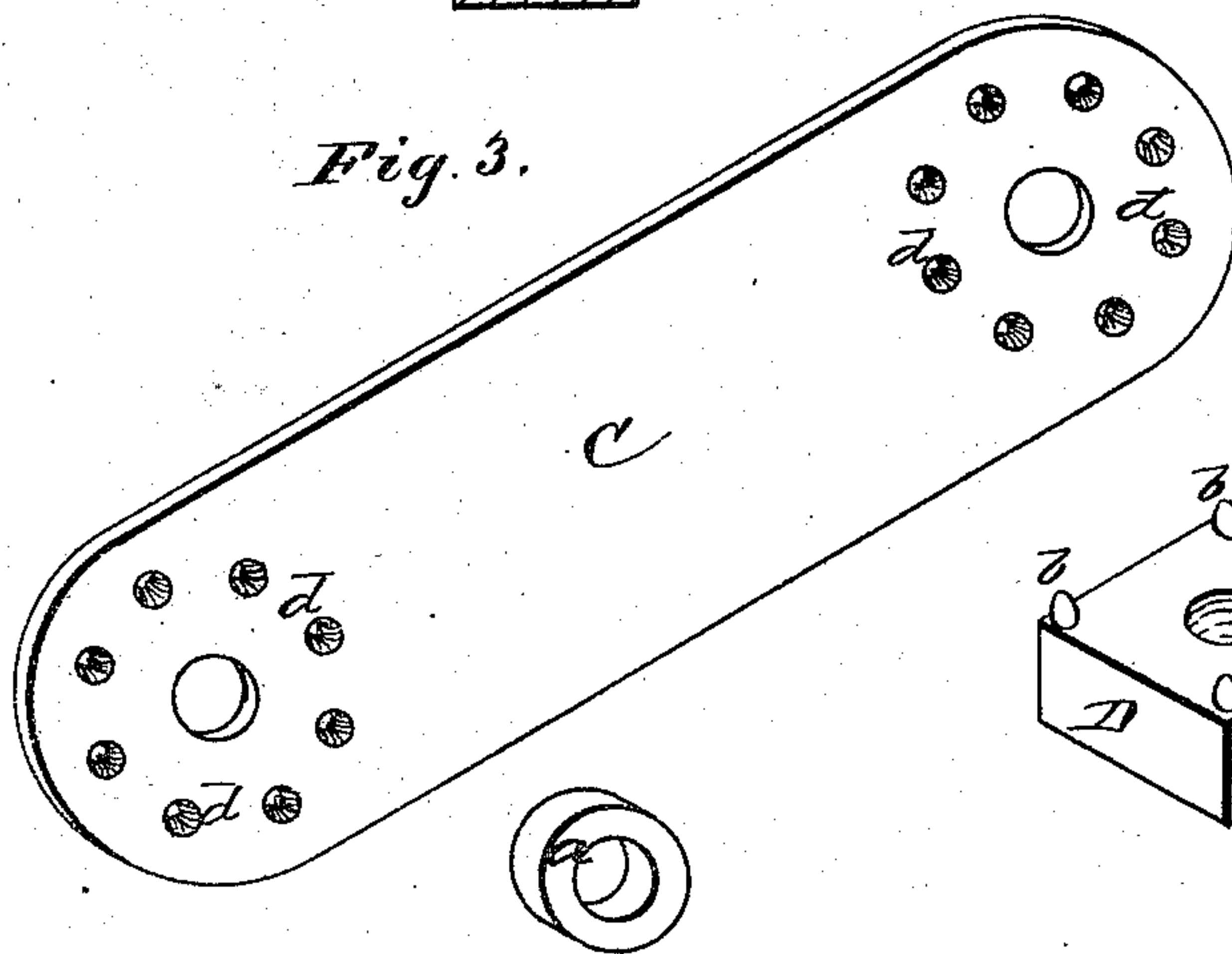
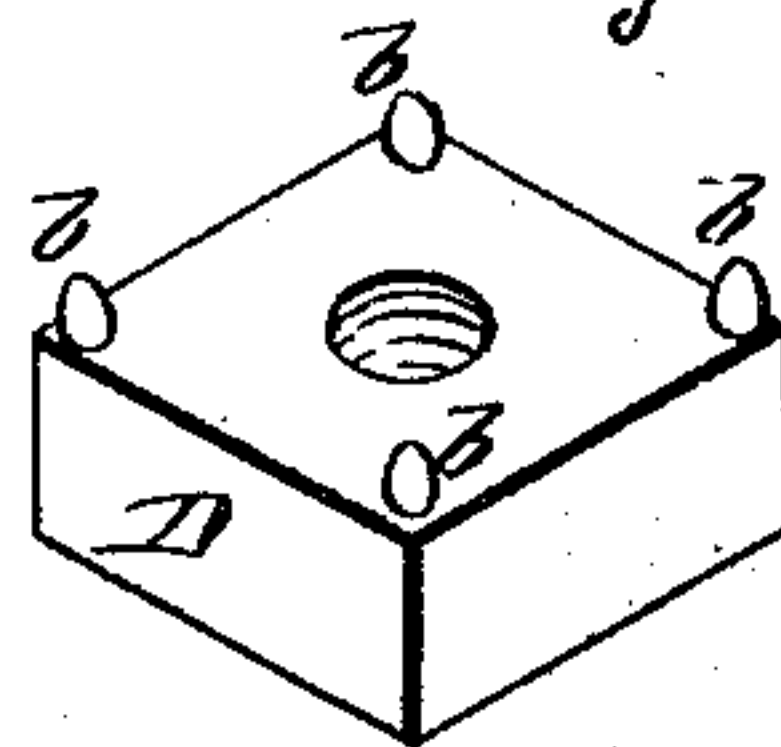


Fig. 4.



WITNESSES

Henry W. Miller
C. P. Ewert

INVENTOR

J. J. Adgate,
Alexander Mator
ATTORNEYS

UNITED STATES PATENT OFFICE.

JOSEPH J. ADGATE, OF STEVENSVILLE, NEW YORK.

IMPROVEMENT IN NUT-LOCKS.

Specification forming part of Letters Patent No. **160,862**, dated March 16, 1875; application filed February 18, 1875.

To all whom it may concern:

Be it known that I, JOSEPH J. ADGATE, of Stevensville, in the county of Sullivan and in the State of New York, have invented certain new and useful Improvements in Nut-Locks; and do hereby declare that the following is a full, clear, and exact description thereof, reference being had to the accompanying drawings, and to the letters of reference marked thereon, making a part of this specification.

The nature of my invention consists in the construction and arrangement of a nut-lock, as will be hereinafter fully set forth.

In order to enable others skilled in the art to which my invention appertains to make and use the same, I will now proceed to describe its construction and operation, referring to the annexed drawing, in which—

Figure 1 is a front view of my invention. Fig. 2 is a section of the same. Fig. 3 is a perspective view of the washer, and Fig. 4 is a perspective view of the nut.

A represents a fish-bar for railroad-joints or other article, through which are passed the bolts B B. On each bolt B is placed a collar or washer, *a*, against the fish-bar, and over the two bolts is placed a sheet-iron plate or washer, C. A nut, D, is then screwed on each bolt up against this plate. On the inner side of the nut, at each corner, is a lug or projection, *b*; and in the plate C is made a series of

indentations, *d d*, arranged in a circle concentric with the bolt-hole, and at equal distances apart. These indentations are formed at such distances from the bolt-hole that in turning the nut D the projections *b* thereon will enter said indentations.

The collar *a* under the plate, or between it and the fish-bar, allows the plate to spring, so that the projections will enter the indentations; and when the nut is screwed up it will be held thereby, and prevented from working loose.

The collar *a* also allows the nut to rock as the rail springs, thus preventing the breaking of the bolt, which often occurs when the nuts are down on a rigid surface.

Having thus fully described my invention, what I claim as new, and desire to secure by Letters Patent, is—

The combination of the bolt B, collar *a*, plate or washer C with indentations *d*, and the nut D with corner lugs or projections *b*, substantially as and for the purposes herein set forth.

In testimony that I claim the foregoing I have hereunto set my hand this 6th day of February, 1875.

JOSEPH J. ADGATE.

Witnesses:

J. M. MASON,
H. H. HALL.