

P. GOLDMANN.
Hat and Cap.

No. 160,666.

Patented March 9, 1875.

Fig. 1.




Fig. 2.

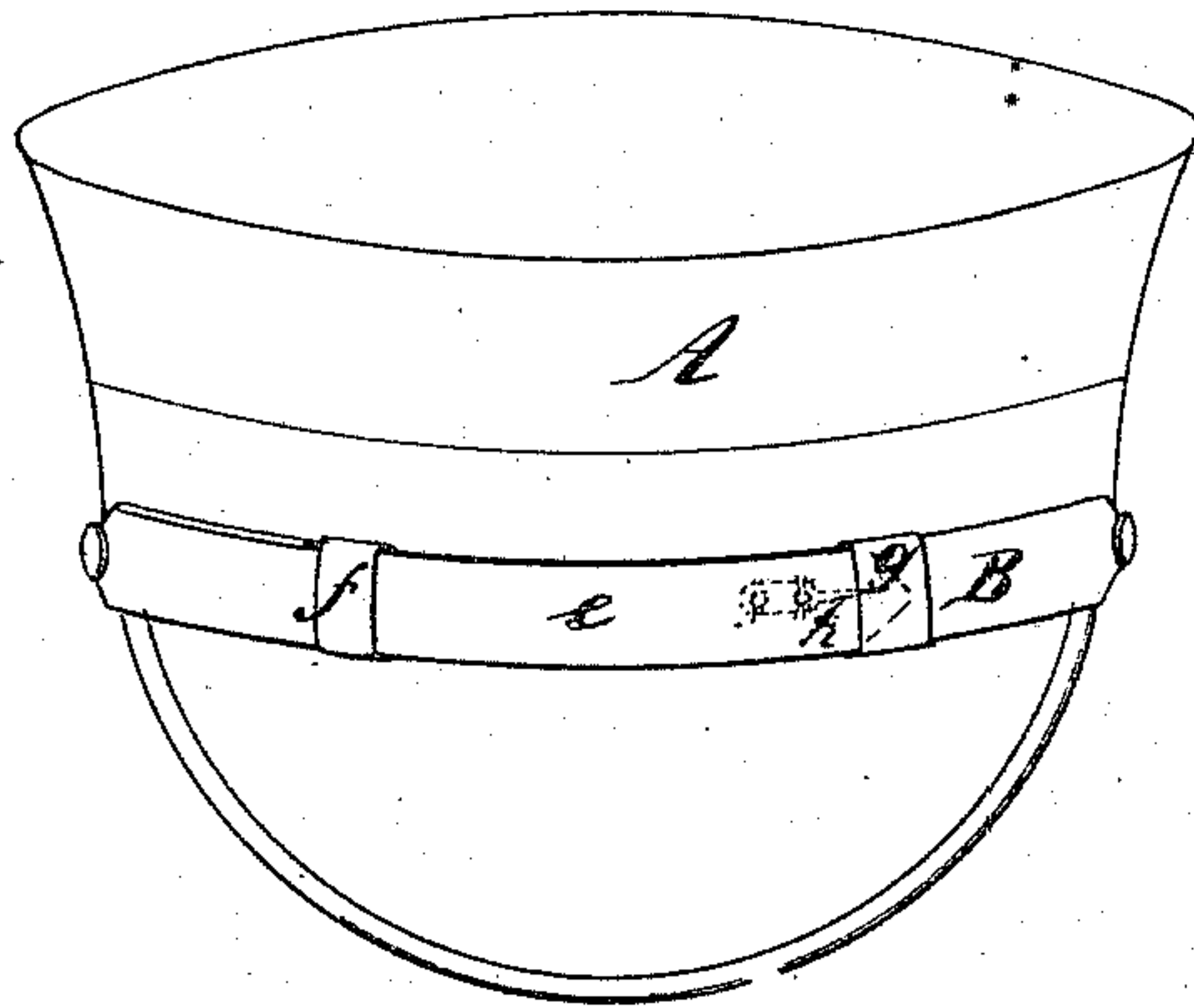
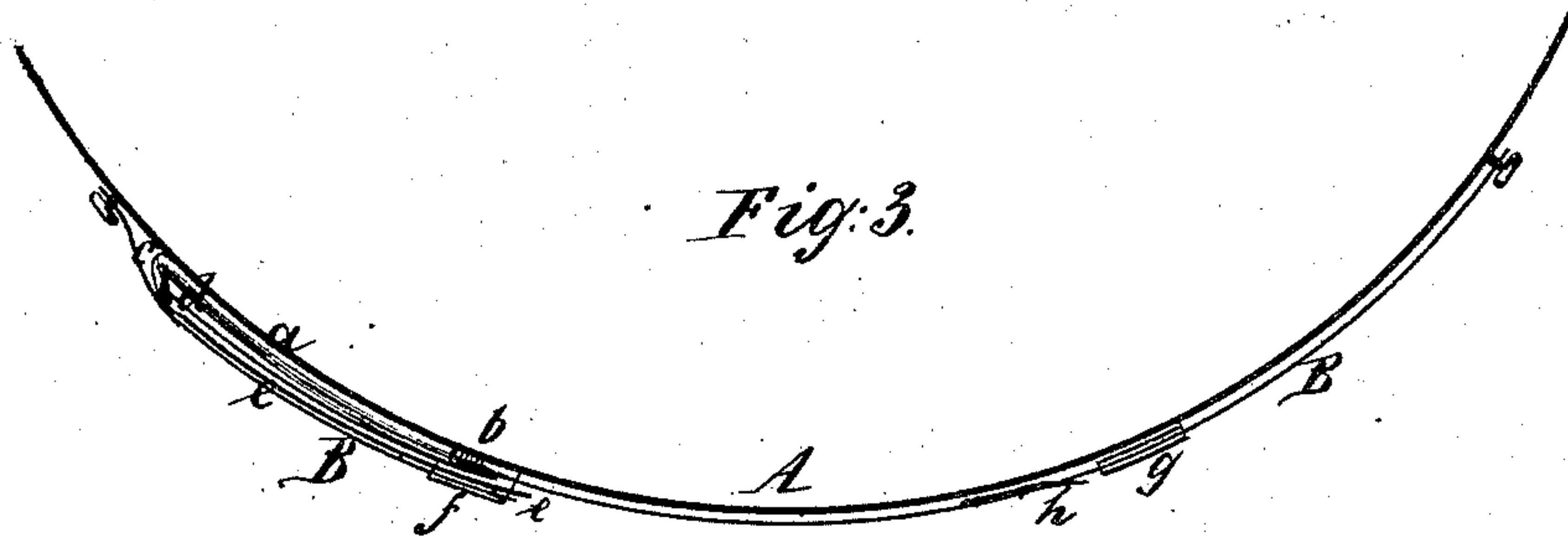


Fig. 3.



Witnesses:
Ernst Bilhuber.
Chas. Wablers.

Inventor.
Philipp Goldmann
per
Van Santvoord & Hauff
Attors

UNITED STATES PATENT OFFICE.

PHILIPP GOLDMANN, OF NEW YORK, N. Y.

IMPROVEMENT IN HATS AND CAPS.

Specification forming part of Letters Patent No. 160,666, dated March 9, 1875; application filed February 19, 1875.

To all whom it may concern:

Be it known that I, PHILIPP GOLDMANN, of the city, county, and State of New York, have invented a certain new and useful Improvement in Hats and Caps, of which the following is a specification:

This invention is illustrated in the accompanying drawing, in which—

Figure 1 represents a front view of my head-covering when the badge is exposed to view. Fig. 2 is a similar view when the badge is concealed. Fig. 3 is a horizontal section in a larger scale than the previous figures.

Similar letters indicate corresponding parts.

This invention relates to an improvement in that class of head-coverings which are provided with badges to indicate the rank or station of the person wearing the head-covering, the badge being so arranged that it can be exposed to view or concealed, as may be desirable.

My improvement consists in combining with the band, which takes the place of the badge, a spring-slide, a stiffening-wire, a retaining device for the spring-slide when the same is drawn out, and a sleeve to conceal the end of said spring-slide, in such a manner that the strain of the spring is sustained by the stiffening-wire, and that when the spring-slide is drawn out the band has the appearance of an ordinary band, such as is generally applied to caps or other head-coverings.

In the drawing, the letter A designates a cap or other head-covering, which is provided with a band, B, that extends partially or entirely round the lower part of the crown of said head-covering. On the middle or front portion of this band is marked the name, word, or figure indicating the rank or station of the person for which the head-covering is intended. Under this band, and between it and the crown of the head-covering, is placed a wire, *a*, which is fastened to the crown at one end, *b*, while its opposite end is provided with a loop, *c*, and through this loop is passed a spring, *d*, by preference made of rubber. One end of this spring is secured to the fixed end *b* of the wire *a*, while its other end is fast-

ened to a slide, *e*, the loose end of which passes through a guide-loop, *f*, secured to the band B. This band is also provided with a sliding loop or sleeve, *g*, and with a needle or other retaining device, *h*, as shown in the drawing.

When the slide *e* is allowed to follow the action of its spring *d* it occupies the position shown in Figs. 1 and 3, and the name, word, or figure on the badge is exposed to view.

When it is desired to conceal the badge the slide is drawn out and caused to engage with the retaining device *h*, and then the sleeve *g* is moved over its end, so that the band assumes the appearance of the bands generally applied to caps or other head-coverings.

When the slide is drawn out the strain of the spring *d* is sustained by the wire *a*, and the crown of the head-covering retains its proper shape.

When the spring-slide *e* is drawn in, as shown in Figs. 1 and 3, it is concealed behind a portion of the band B.

If desired, the name, word, or figure indicating the rank or station of the person wearing my head-covering, may be marked on the slide *e*, so that it will be exposed to view when the slide is drawn out, and concealed when the slide is allowed to move back. Said slide may be made of a textile material, or of a thin strip of sheet metal, or of any other suitable material.

Instead of a stiffening-wire, *a*, any other stiffening material may be used.

What I claim as new, and desire to secure by Letters Patent, is—

The combination, with the band B, of a spring-slide, *e*, a stiffening-strip, *a*, a retaining device, *h*, and a sleeve, *g*, for concealing the end of the spring-slide when the same is drawn out, all constructed and operating substantially as shown and described.

In testimony that I claim the foregoing I have hereunto set my hand and seal.

PHILIPP GOLDMANN. [L. S.]

Witnesses:

W. HAUFF,

E. F. KASTENHUBER.