

G. K. FARRINGTON & B. S. POTTER.

Clothes-Pin.

No. 160,661.

Patented March 9, 1875.

Fig. 1.

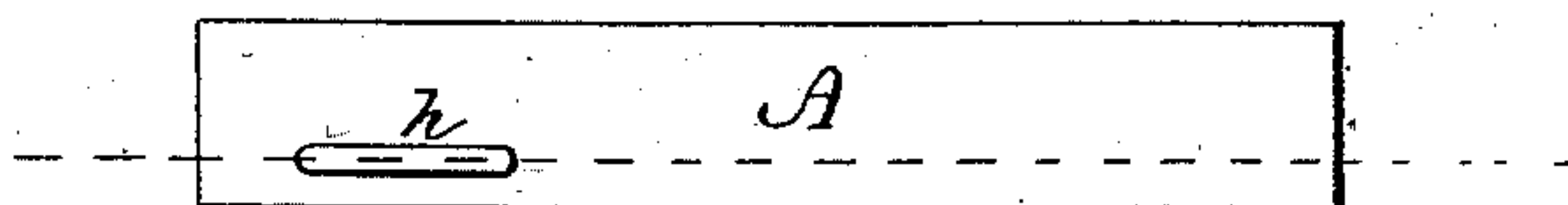


Fig. 2.

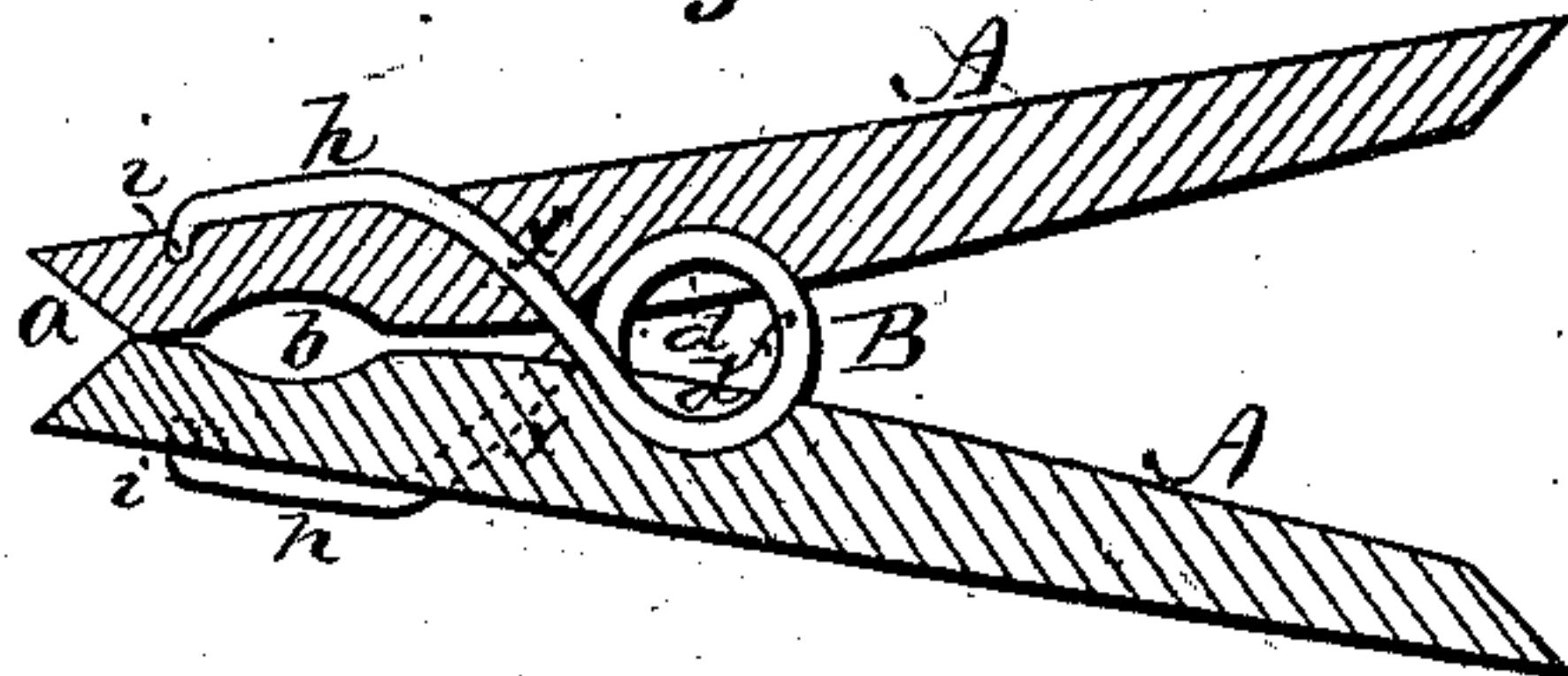


Fig. 3.

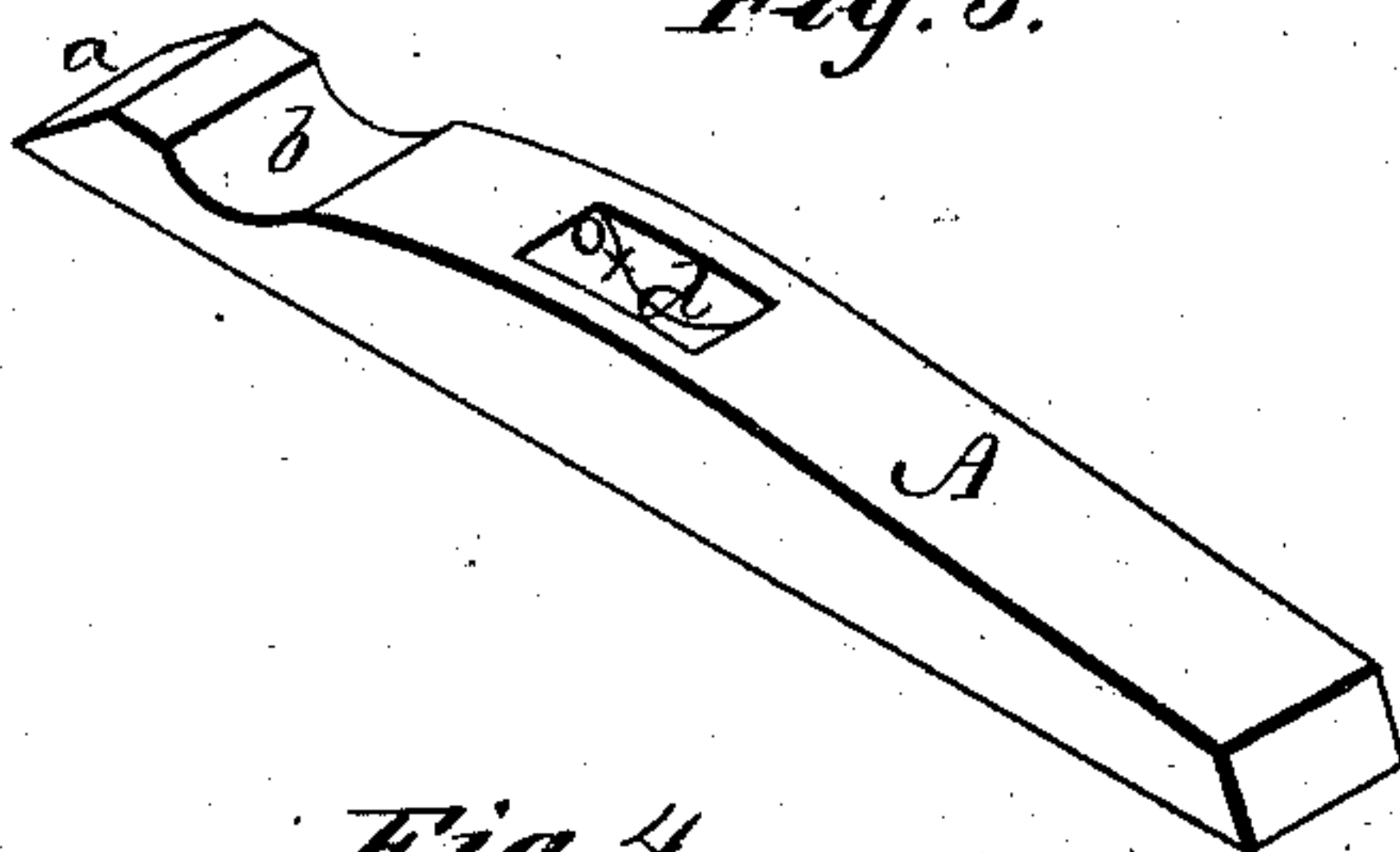
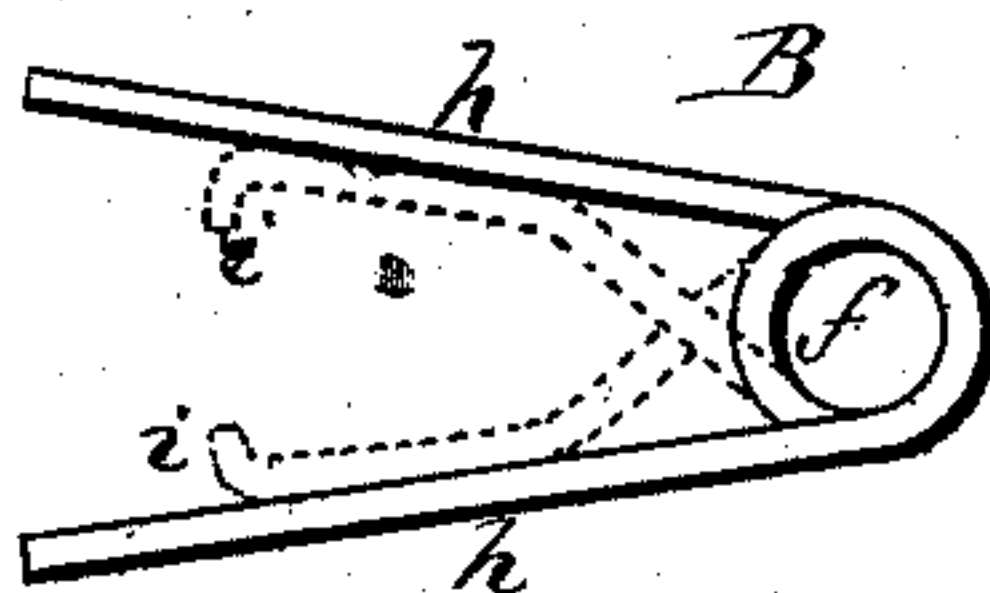


Fig. 4.



WITNESSES

Henry N. Miller
C. L. Evers.

INVENTORS.

Geo. K. Farrington,
Bradford S. Potter,
per Alexander Mason
Attorneys

UNITED STATES PATENT OFFICE.

GEORGE K. FARRINGTON AND BRADFORD S. POTTER, OF BLOOMINGTON,
ILLINOIS; SAID FARRINGTON ASSIGNOR TO SAID POTTER.

IMPROVEMENT IN CLOTHES-PINS.

Specification forming part of Letters Patent No. **160,661**, dated March 9, 1875; application filed
December 14, 1874.

To all whom it may concern:

Be it known that we, GEORGE K. FARRINGTON and BRADFORD S. POTTER, of Bloomington, in the county of McLean and in the State of Illinois, have jointly invented certain new and useful Improvements in Clothes-Pins; and do hereby declare that the following is a full, clear, and exact description thereof, reference being had to the accompanying drawings, and to the letters of reference marked thereon, making a part of this specification.

Our invention relates to that class of clothes-pins which are composed of two clamps connected together and operated by means of a wire spring; and the nature of our invention consists in arranging the two clamps, each having a circular groove or mortise therein, for the purpose of retaining a spring-coil, and also having diagonal holes extending from the upper edge of the grooves through the clamps, for the purpose of inserting the arms of the spring-coil, said arms being crossed and shaped in such a manner that the pressure or relaxation of the spring-coil is brought to bear immediately over the clothes-line, and thereby securing the clamps firmly together, the grooved clamps, in combination with the spring-coil, forming a movable fulcrum, wherein there is no fixed point of strain upon the coil, all as more fully hereinafter set forth and claimed.

In order to enable others skilled in the art to which our invention appertains to make and use the same, we will now proceed to describe its construction and operation, referring to the annexed drawing, in which—

Figure 1 is a side view, and Fig. 2 a longitudinal section, of our clothes-pin. Fig. 3 is a perspective view of one of the clamps, and Fig. 4 shows the mode of constructing the wire spring.

A A represent the two clamps, and B the spring for connecting them together. The clamps have their outer or lower ends beveled, as shown at *a*, to form a flaring mouth for the

clothes-pin, and with transverse grooves *b* on the inner sides, to form the socket for the clothes-line. The clamps are also provided on their inner sides with circular grooves or recesses *d*, for the reception of the coil of the spring. The spring B is made of a single piece of wire, bent in center to form the coil *f*, and arms *h h* projecting therefrom. The two arms *h h* are then crossed, as shown by dotted lines in Fig. 4, and passed through diagonal holes *x*, leading from the grooves or recesses *d* through to the outside of the clamp. The arms extend on the outer sides of the clamps beyond the line-socket *b*, and their ends *i* are bent into and fastened in the clamps.

By this construction a movable fulcrum is obtained, as well as a secure fastening and direct pressure of the clamps over the line, so that the clothes have very slight, if any, leverage on the spring.

We are fully aware that a clothes-pin having jaws which are controlled by a coil-spring set in a slot in the jaws, which latter have an independent fulcrum, is not new.

Having thus fully described our invention, what we claim as new, and desire to secure by Letters Patent, is—

The combination, with the clamps A A, having inclined slots *x x* and grooves *d d*, of the coiled spring B, forming the fulcrum for the clamps, and having its ends crossed and extending through the slots *x x*, the tips of the wire being bent and pointed to catch into notches formed on the exterior front portion of the clamps, all substantially as set forth.

In testimony that we jointly claim the foregoing we have hereunto set our hands this 5th day of November, 1874.

GEORGE K. FARRINGTON.
BRADFORD S. POTTER.

Witnesses:

THOS. SLADE,
GEORGE P. GILL.