

J. H. KEATING.
Button-Fastening.

No. 160,332.

Patented March 2, 1875.

Fig. 1.

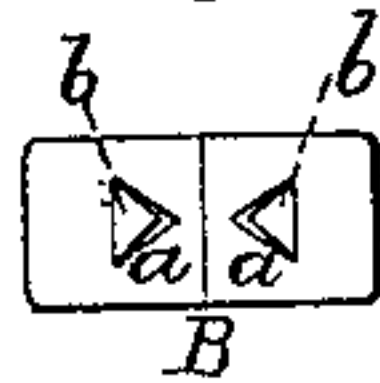


Fig. 4.

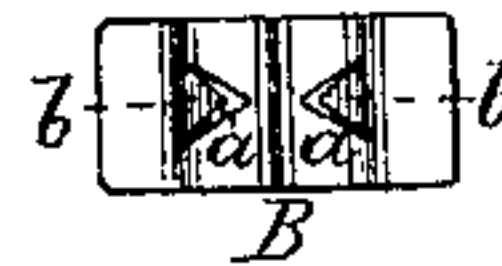


Fig. 2.

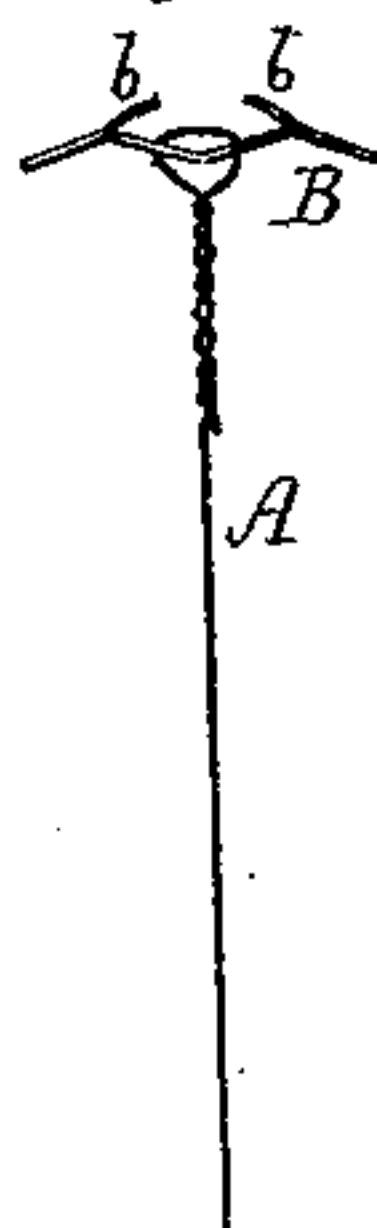


Fig. 3.




Fig. 5.

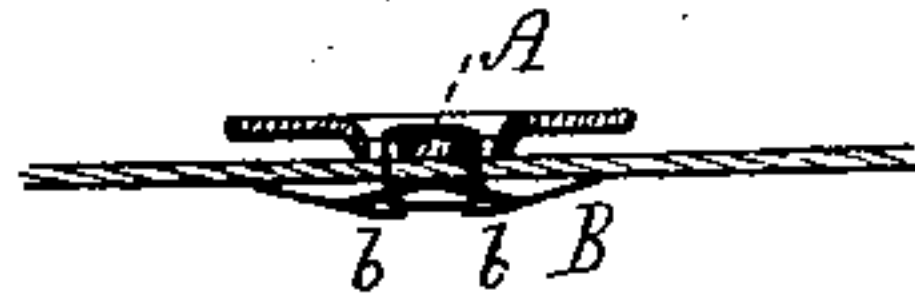
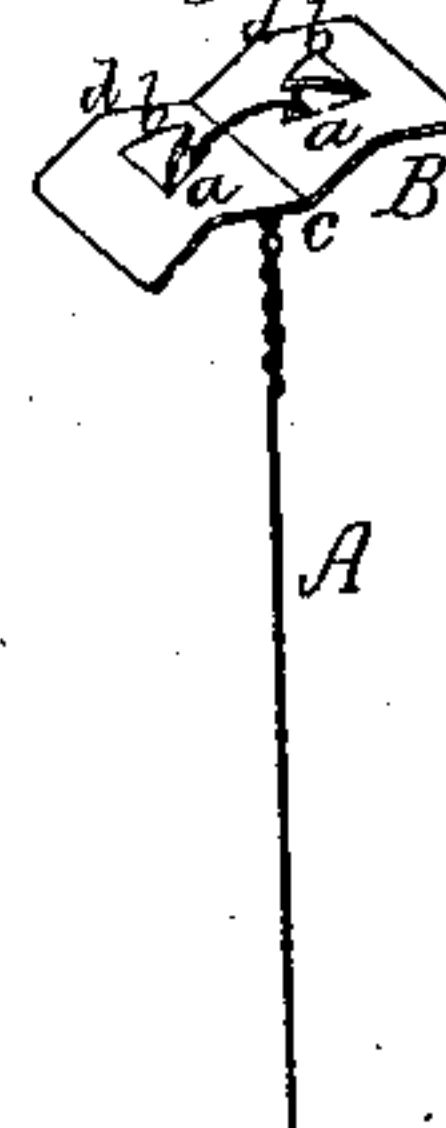


Fig. 6.



Witnesses.
L. W. Piper
L. N. Hölter

Jeremiah H. Keating
by his attorney
R. H. Ledy

UNITED STATES PATENT OFFICE.

JEREMIAH H. KEATING, OF BOSTON, MASSACHUSETTS.

IMPROVEMENT IN BUTTON-FASTENINGS.

Specification forming part of Letters Patent No. **160,332**, dated March 2, 1875; application filed February 3, 1875.

To all whom it may concern:

Be it known that I, JEREMIAH H. KEATING, of Boston, of the county of Suffolk and State of Massachusetts, have invented a new and useful Button-Fastening; and do hereby declare the same to be fully described in the following specification and represented in the accompanying drawings, of which—

Figure 1 is a front view, Fig. 2 a side view, and Fig. 3 a longitudinal section, of one of said fastenings.

It is composed of a flexile wire, A, and a perforated head, B, connected to or with said wire. This head, as shown, consists of a plate, rectangular, or thereabout, in shape, and punched with two triangular or other proper formed holes or eyes, *a a*, the parts punched out to constitute the said holes, being raised over them as inclined lips *b b*. The plate is also bent at an obtuse angle at its middle, as shown at *c*, and arched in opposite sides thereof, in manner as represented at *d d*. I usually point the wire as a needle is pointed, to enable it to be readily run through a piece of cloth or other material, or a garment or other article, to which it may be desirable to fix a button by means of said fastening.

In using the fastening, the wire thereof is first to be passed through the cloth or garment, so as to bring the head close up to its rear side. Next, the wire is to be run through the eye or eyes of the button, and back through the cloth or garment, and also through the eyes or head as often as may be desirable, after which the lips of the head are to be hammered or pressed down upon the wire, and the latter should be broken or cut off close up to the head. In this way a button may be fastened to a garment or other article by wire

instead of thread, and in a manner to render it practically impossible for the latter to be detached from or tear off the cloth under ordinary usage.

The purpose of making each of the perforations of the plate triangular with the vertexes of the openings arranged with each other, as shown, particularly in Fig. 4, which is a rear side view of the head B, is to cause them to force the wire toward the longer axis of the head while such wire is being drawn tightly into place, or while the lips are being forced down upon it.

The object of the lips and the bends of the plate or head is to facilitate the passage of the wire through the plate and from eye to eye thereof, the lips serving to guide it from eye to eye, and afterward to fasten it in place. The middle bend admits of the head at its middle being drawn closely up to the cloth.

Fig. 5 is a section of a button and a piece of cloth as connected by the said fastening, and Fig. 6 is a perspective view of the fastening in its normal condition.

I claim—

1. The button-fastening composed of the flexile wire A and the head B, provided with perforations *a a* thereto, all substantially as shown and described.

2. The head B, as made or provided with the middle bend *c*, the two arches *d d*, and the eyes *a a*, arranged in it, as set forth.

3. The head B, as made with the lips *b b*, the eyes *a a*, the middle bend *c*, and the two arches *d d*, all arranged as set forth.

JEREMIAH H. KEATING.

Witnesses:

R. H. EDDY,
J. R. SNOW.