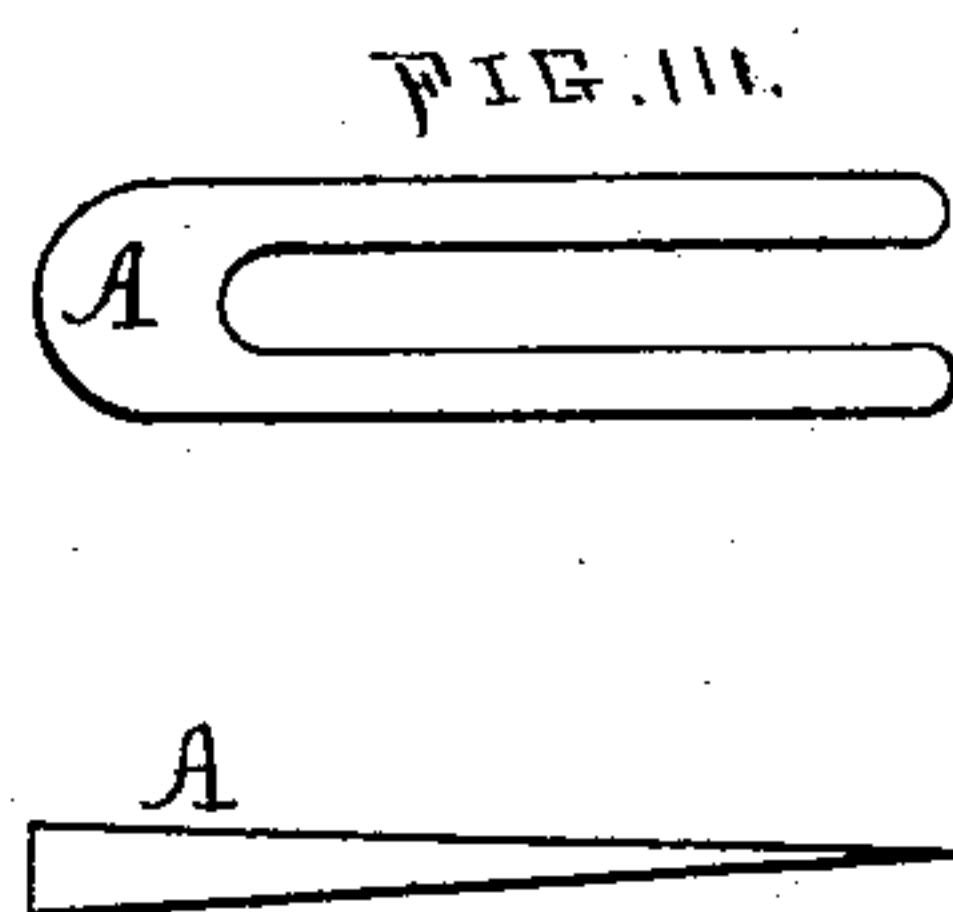
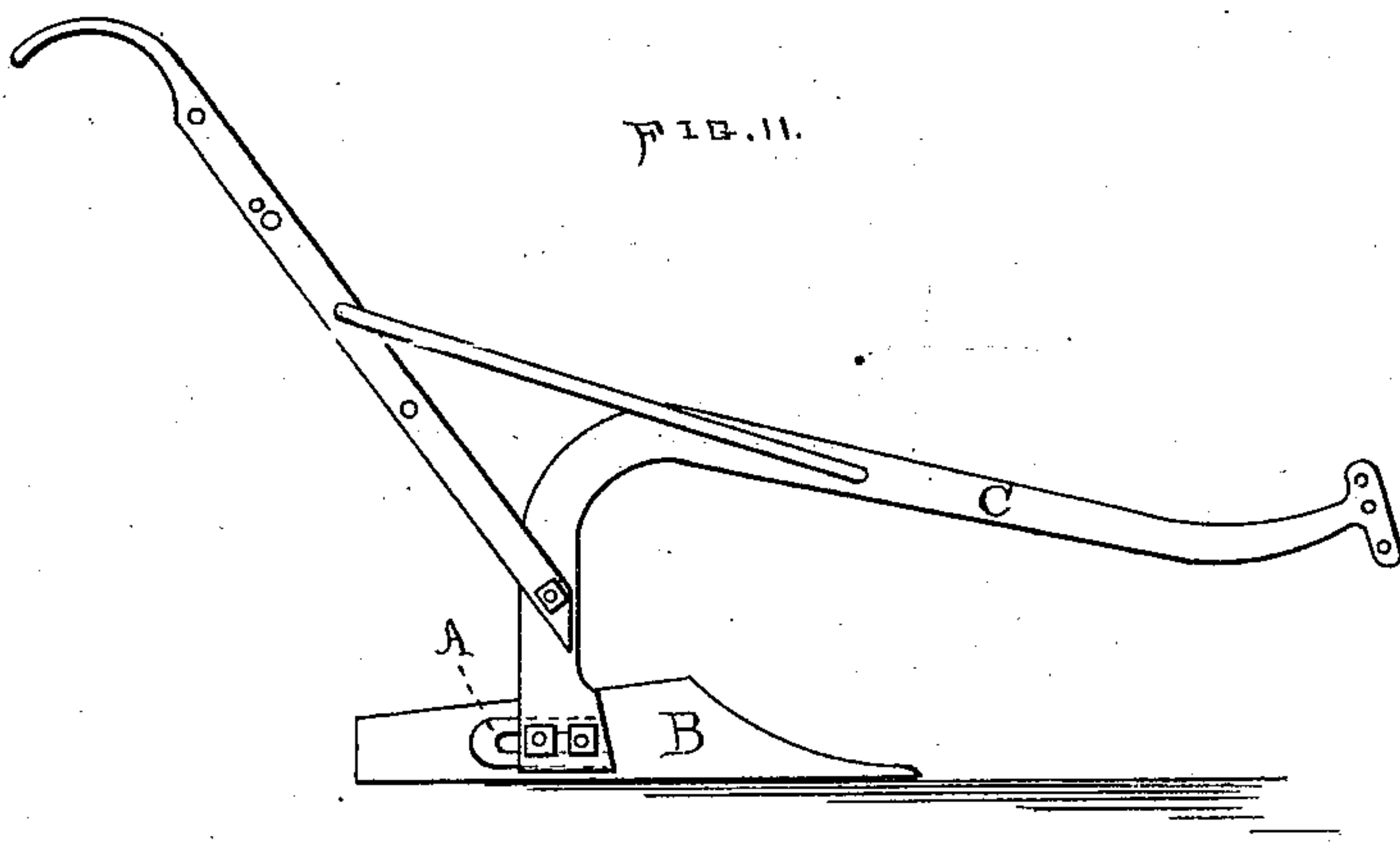
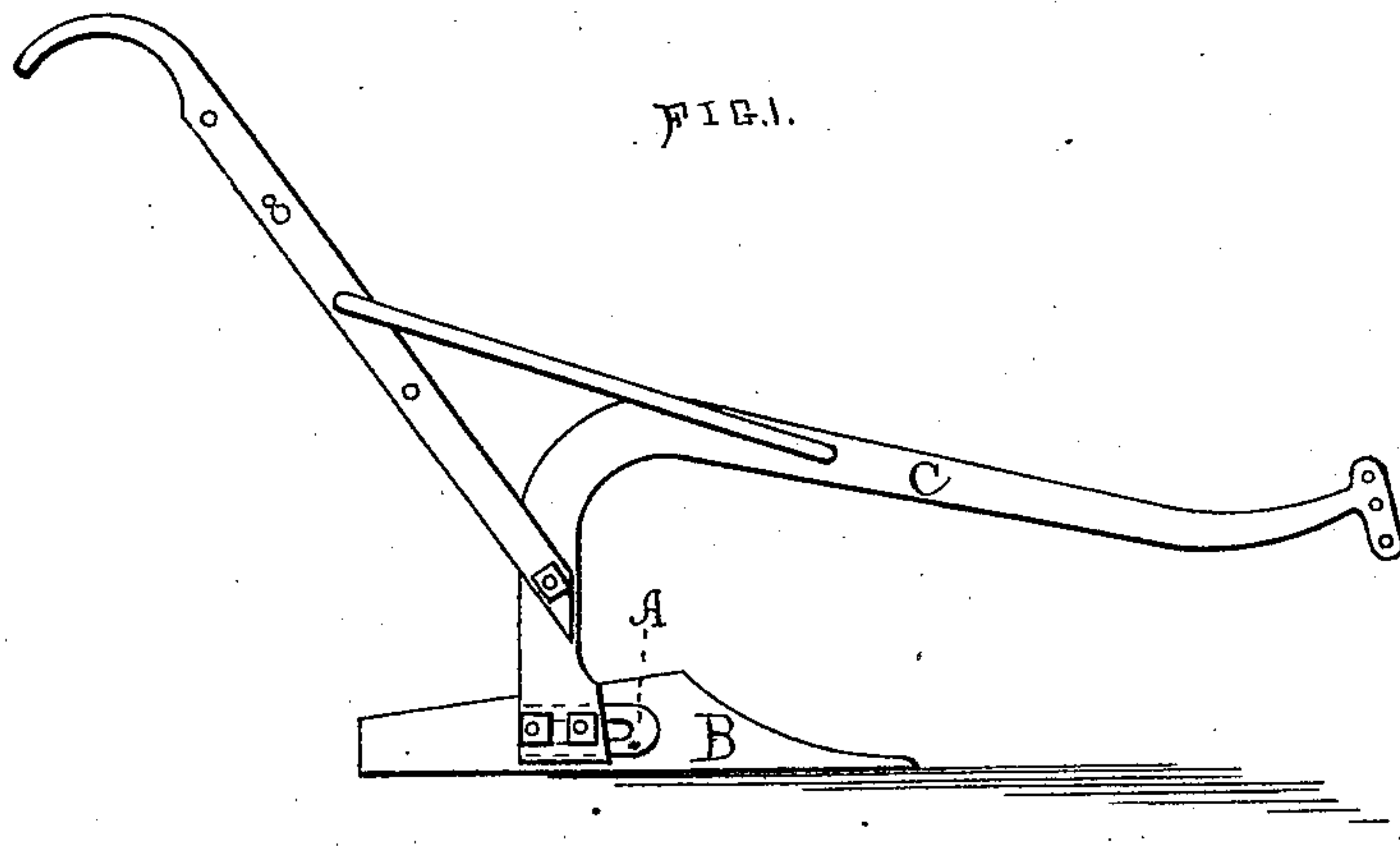


S. T. FERGUSON.
Plow-Adjuster.

No. 159,913.

Patented Feb. 16, 1875.



WITNESSES.

Phil. H. Moxon
Wm. E. Chaffee

INVENTOR.

Saml. J. Ferguson
per Atty. A. H. Evans & Co

UNITED STATES PATENT OFFICE.

SAM T. FERGUSON, OF MINNEAPOLIS, MINNESOTA, ASSIGNOR TO THE
MONITOR PLOW-WORKS, OF SAME PLACE.

IMPROVEMENT IN PLOW-ADJUSTERS.

Specification forming part of Letters Patent No. **159,913**, dated February 16, 1875; application filed
December 3, 1874.

To all whom it may concern :

Be it known that I, SAM T. FERGUSON, of Minneapolis, Minnesota, have invented a new and useful Improvement in Plow-Adjusters, of which the following is a clear, full, and exact description, reference being had to the accompanying drawings making a part of this specification, in which—

Figures 1 and 2 are longitudinal sections of a plow fitted with my improvement, and Fig. 3 is a detail view of the adjuster.

My invention consists in a new and simple device for adjusting a plow to take more or less land by a direct adjustment of the beam without the aid of a lateral clevis, thus securing a direct draft along the beam, instead of the side draft consequent upon the usual adjustment entirely by clevis.

I accomplish this result by means of the U-shaped metallic wedge or beam-adjuster A, Fig. 3, which I insert between the land-side B and the upright or lower part of the beam C. When the adjuster A is inserted from the front, as shown in Fig. 1, it is evident that the front end of the beam C will have a lateral inclination to the land-side B, and consequently the plow will take more land. The opposite result is produced by inserting the adjuster from the rear, as shown in Fig. 2. The adjuster in this position will give the plow less land.

The degree of lateral inclination of the front end of the beam C is dependent upon the depth to which the adjuster is inserted, a slight advance of the adjuster causing a very

marked difference in the relation of the end of the beam to the land-side.

To apply my invention to plows already in use it is only necessary to loosen the nuts on the bolts that attach the beam to the land-side, insert the adjuster in the manner described, and then tighten up the nuts.

By the use of my invention greater scope and more accurate adjustments are attained than is possible with the common clevis. The draft being in a direct line with the beam, a more uniform and steady movement of the plow is attained, and with less draft, than is required when the lateral clevis is used as adjuster.

Any number of horses may be used on the plow without an extra clevis, my adjuster, which costs but a few cents, taking the place of the heavy and expensive devices commonly used with three or more horses.

The tendency to bend or break the beam, consequent upon the usual indirect or side draft, is also overcome by the use of my adjuster.

I claim as my invention—

The beam-adjuster A, in combination with land-side B and upright or metallic beam C, substantially as described, and for the purpose specified.

In testimony that I claim the foregoing I have hereunto set my hand.

SAM T. FERGUSON.

Witnesses:

GEO. K. CREIGHTON,
E. W. WOLBROOK.