

C. H. AMANN.
Sectional Dinner-Pails.

No. 158,616.

Patented Jan. 12, 1875.

Fig. 2

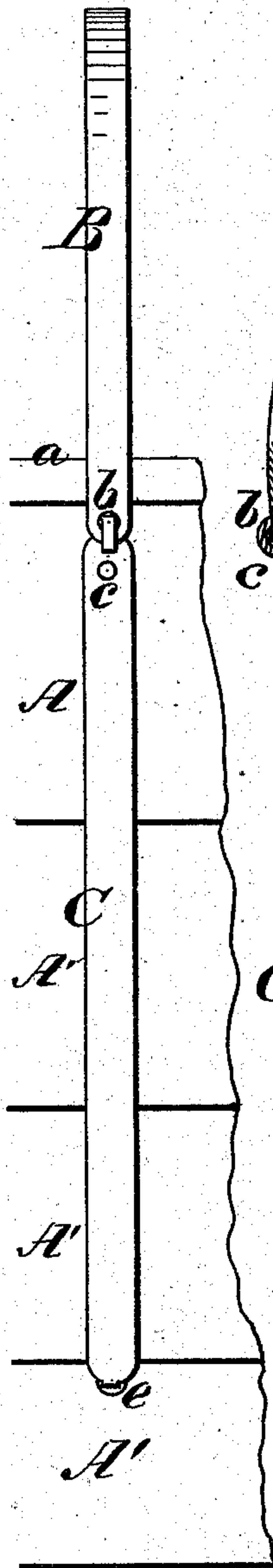
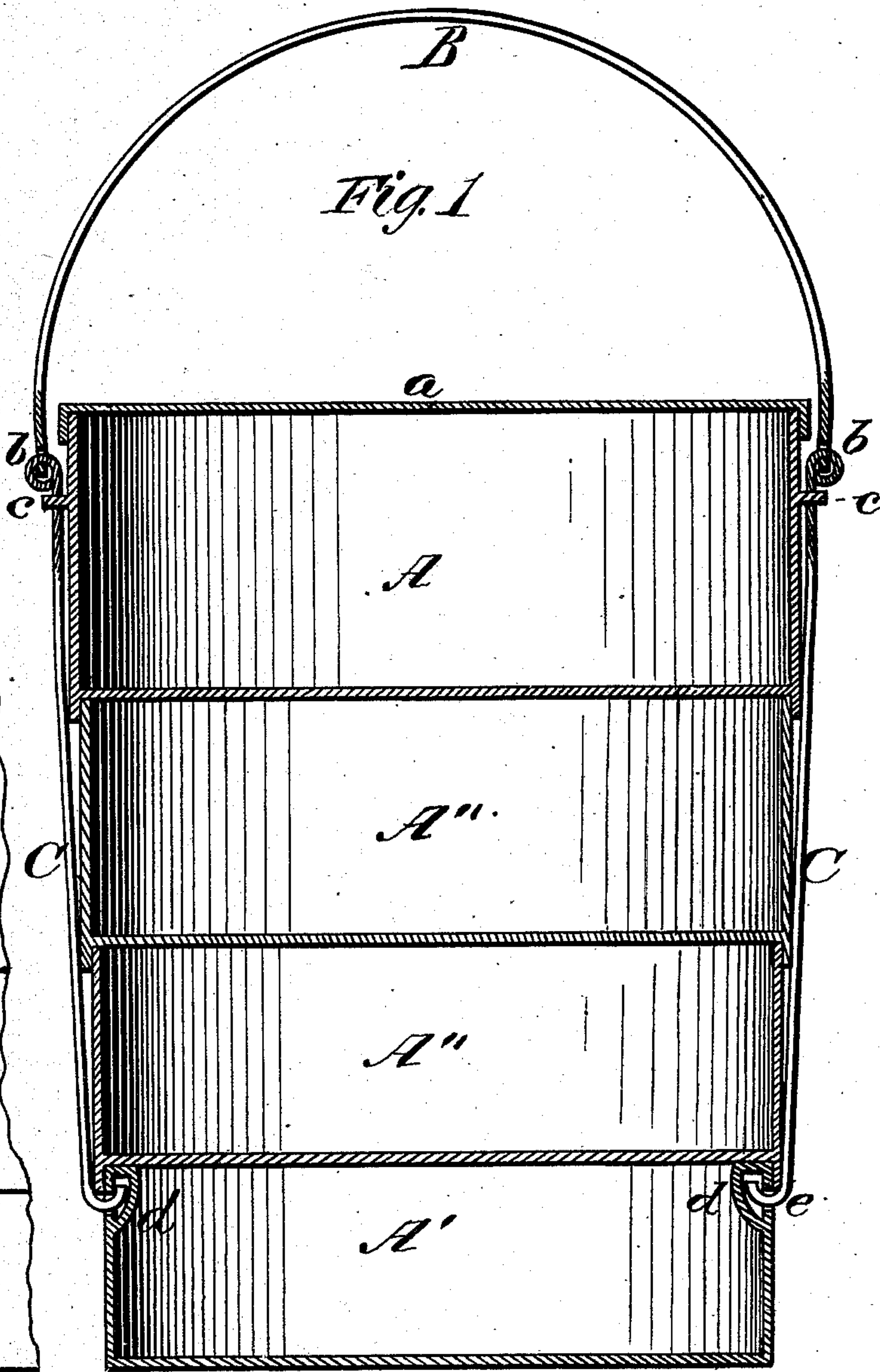


Fig. 1



WITNESSES

E. H. Bates
Robert Everett

INVENTOR

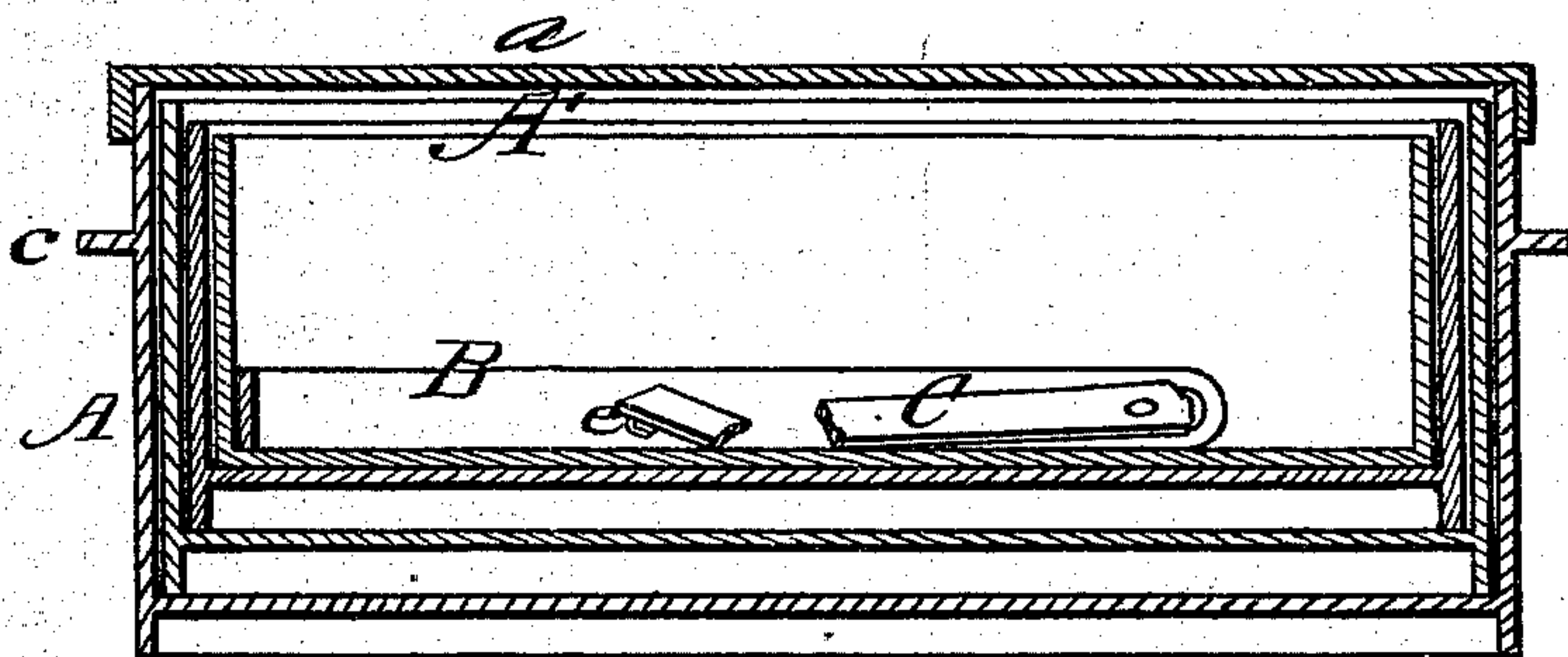
C. H. Amann
Chipman & Amann & Co.
ATTORNEYS

C. H. AMANN.
Sectional Dinner-Pails.

No. 158,616.

Patented Jan. 12, 1875.

Fig. 3.



WITNESSES
E. H. Bates
Robert Everett

INVENTOR
C. H. Amann
Chipman & Son
ATTORNEYS

UNITED STATES PATENT OFFICE.

CHARLES H. AMANN, OF COLUMBUS, OHIO.

IMPROVEMENT IN SECTIONAL DINNER-PAILS.

Specification forming part of Letters Patent No. **158,616**, dated January 12, 1875; application filed September 26, 1874.

To all whom it may concern:

Be it known that I, CHARLES H. AMANN, of Columbus, in the county of Franklin and State of Ohio, have invented a new and valuable Improvement in Sectional Dinner-Pails; and I do hereby declare that the following is a full, clear, and exact description of the construction and operation of the same, reference being had to the annexed drawings, making a part of this specification, and to the letters and figures of reference marked thereon.

Figure 1 of the drawing is a representation of a vertical sectional view of my dinner-pail. Fig. 2 is a side view, and Fig. 3 is a view of the pail packed for transportation or storage.

This invention has relation to dinner-pails of the kind which are composed of several shallow pans or sections, made so that they will fit one within another, in order that they may be packed in a small space. My improvement consists in hooked spring connecting-strips and retaining-pins, in combination with a spring-bail, whereby a very simple and efficient attachment is obtained, as will be hereinafter explained.

In the drawings annexed hereto A A'' A'' A' designate shallow sections or pans, which are made so that they can be fitted one within the other, as shown in Figs. 1 and 3. When arranged in the form of a pail, as shown by Fig. 1, their flanged bottoms receive the rims, so as to prevent side displacement. The top pan, A, has a cover, *a*, and the bottom pan has eyes *d d*, diametrically opposite each other,

for the purpose of receiving the hooked ends *e e* of two spring-strips, C C. These strips are hinged at *b b* to the ends of a spring-bail, B, and, near the hinges, holes are made, which receive pins *c c* on the upper section, A. The four sections composing the pail are held securely together by means of the strips C C, and the upper ends of these strips are held in place on the pins *c c* by the spring action of the bail B.

By spreading the ends of the bail, and detaching the strips C C from the top and bottom sections, the four sections can be separated, and the three lower sections, together with the bail and its strips, can be packed inside of the top section, A.

I am aware that a sectional dinner-pail is not new, nor each section having its own bottom, and therefore I do not claim such invention, broadly; but

What I claim as new, and desire to secure by Letters Patent, is—

The combination of the detachable pan-sections A A'' A'' A', the lower section, A', provided with eyes *d d*, and the upper section, A, having pins *c c*, the detachable hooked and perforated strips C C, and the spring-bail B, substantially as and for the purpose set forth.

In testimony that I claim the above I have hereunto subscribed my name in the presence of two witnesses.

CHARLES H. AMANN.

Witnesses:

I. I. VOGELGESENG,
J. P. REMMY.