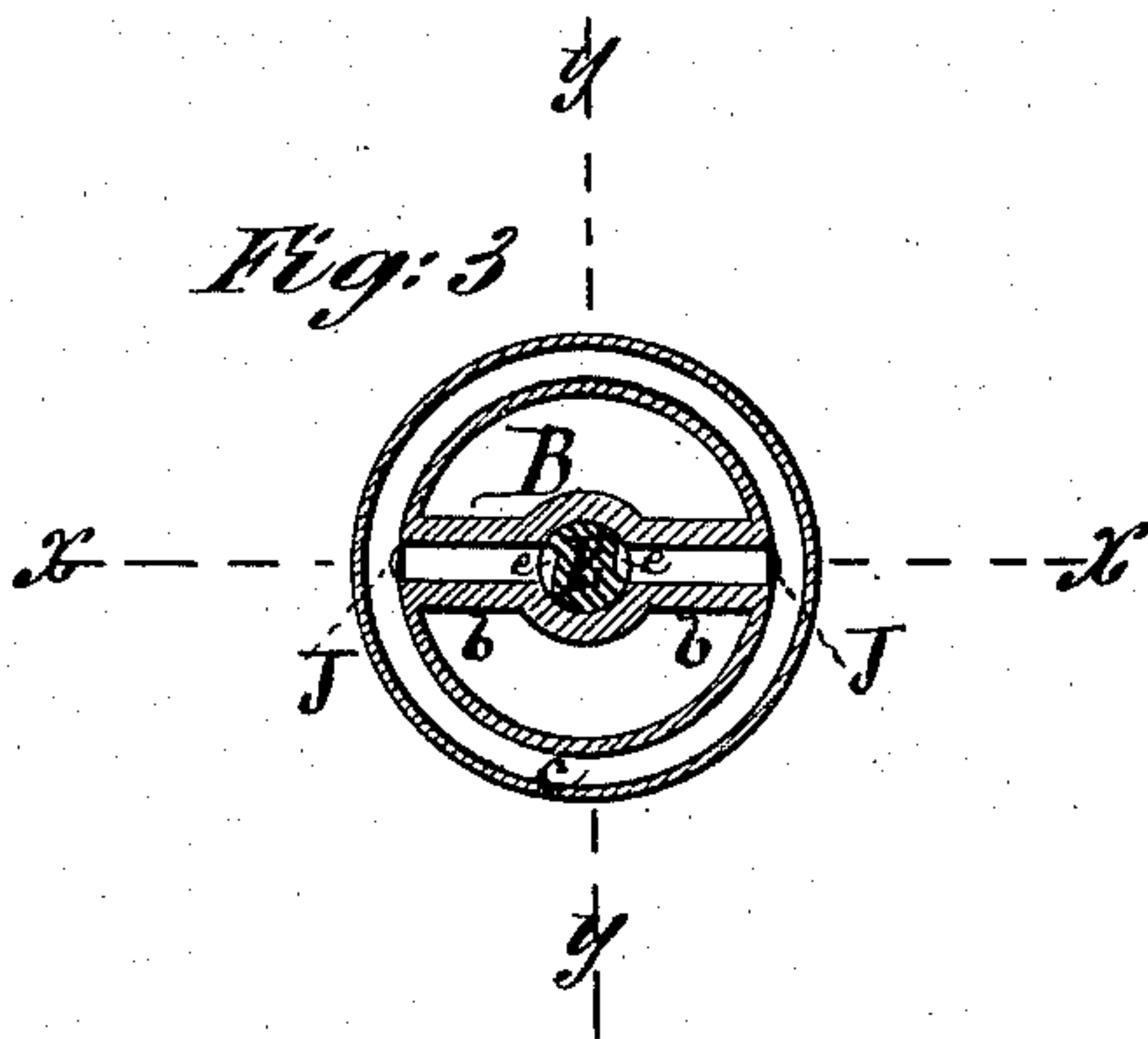
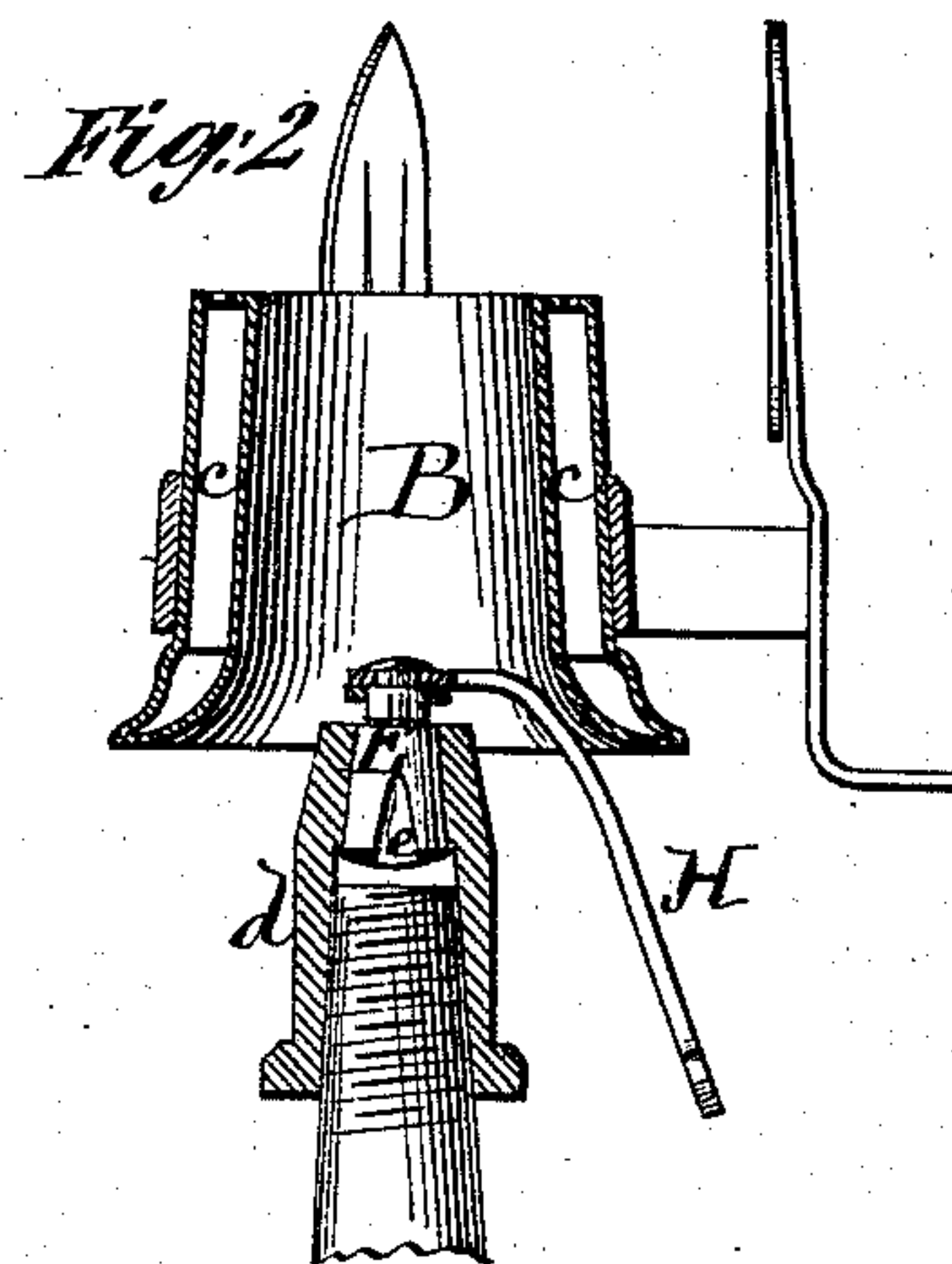
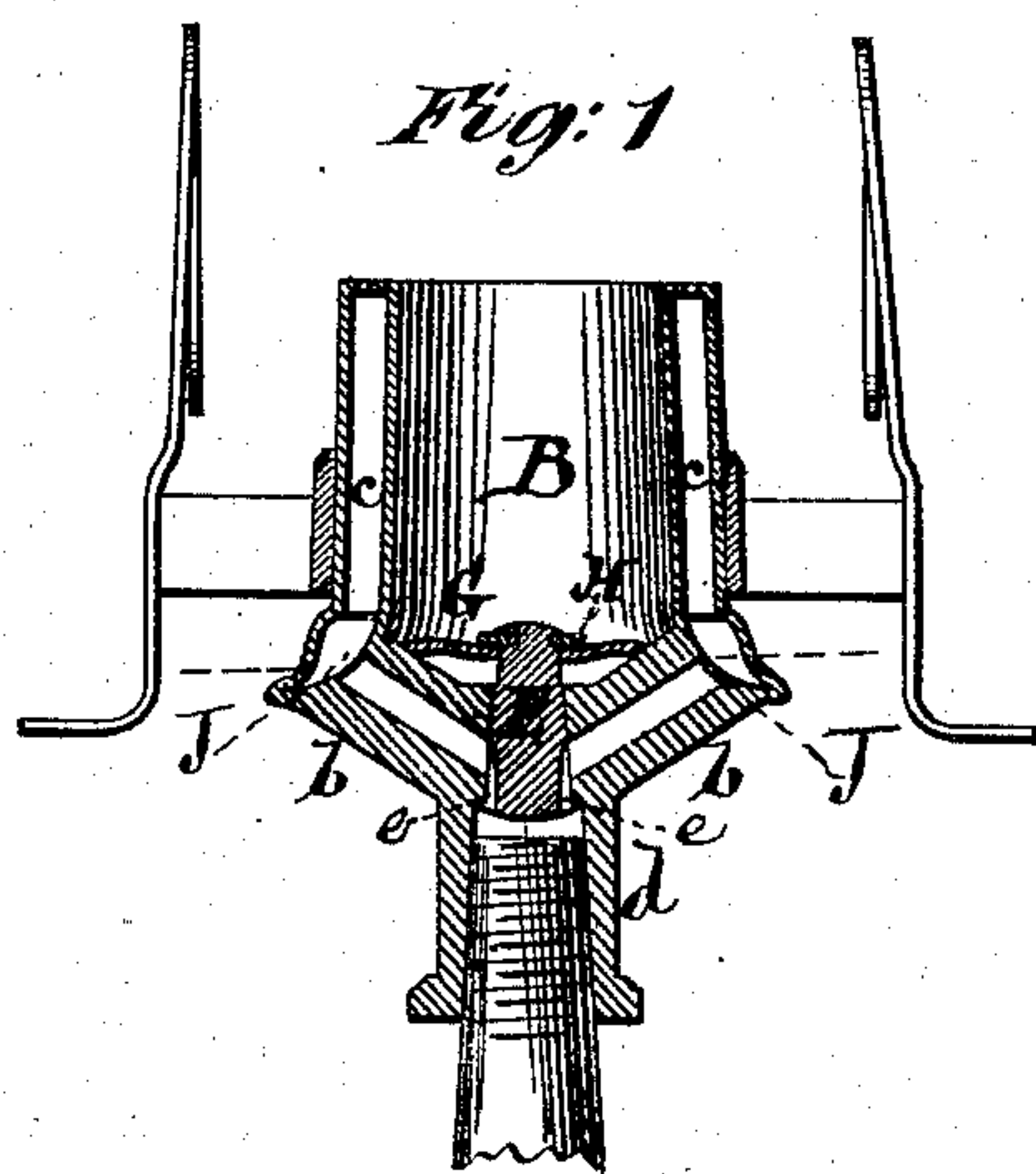


**C. D. GERVIN.**  
**Argand Gas-Burners.**

No. 157,388.

Patented Dec. 1, 1874.



*Witnesses:*  
*Michael Ryan*  
*Fred Haynes*

*C. D. Gervin*  
*by his Attorneys*  
*Brown & Allen*

# UNITED STATES PATENT OFFICE.

CHARLES D. GERVIN, OF WILLIAMSBURG, BROOKLYN, NEW YORK.

## IMPROVEMENT IN ARGAND GAS-BURNERS.

Specification forming part of Letters Patent No. **157,388**, dated December 1, 1874; application filed May 14, 1874.

*To all whom it may concern:*

Be it known that I, CHARLES D. GERVIN, of Williamsburg, in the city of Brooklyn, county of Kings and State of New York, have invented certain Improvements in Argand Gas-Burners, of which the following is a specification:

This invention consists in a gas-burner provided with an elastic bar to which is attached a two-way cock arranged between passages diametrically opposite each other, which communicate with the opening of the burner, whereby the communication from the supply-pipe with the said passages may be cut off by turning the cock, as will be hereinafter described.

In the accompanying drawing, Figure 1 is a central vertical section of a burner embodying my improvements, taken in the line *x x* of Fig. 3. Fig. 2 is also a central vertical section, taken in the line *y y* of Fig. 3. Fig. 3 is a transverse horizontal section. Fig. 4 is a detail view of the elastic bar.

The burner B is made with its arms *b b* and annular chamber *c* in the ordinary form, the arms extending radially from the neck *d*, in the center of which is inserted a plug or two-way cock, E, which may be either cylindrical or tapering, and which may be ground to its seat in the neck or nipple without the necessity for a seat made of a separate piece, as in the ordinary way. This plug E is formed with two recesses, *e e*, diametrically opposite each other, so that when in the position shown in

Figs. 1 and 3 the communication is open between the neck *d* and the arms *b* and annular chamber *c*. The plug is formed with a rim or flange on its lower end, and is inserted in the neck from below. Its upper end passes through a perforation in a bar, G, and a lever, H, and is upset or riveted down thereon. The bar G is made of elastic metal, and has its ends formed to rest upon the arms *b b* near their junction with the circular portion of the burner. By this arrangement the plug E is attached and secured in place, and the elasticity of the bar keeps it in place in its seat. The lever H is attached to the plug by one end, and the other end is turned down and extends below the burner, to serve as a handle for operating the cock. At the ends of the arms *b*, where they communicate with the annular chamber *c*, are wire-gauze diaphragms J, which serve to break the current of gas and prevent whistling when the gas is burning.

What I claim as new, and desire to secure by Letters Patent, is—

The elastic bar or spring G, in combination with the plug E, having a shouldered lower end to fit beneath a shoulder in the neck *d*, and with the arms *b b*, substantially as and for the purpose shown and described.

CHARLES D. GERVIN.

Witnesses:

HENRY T. BROWN,  
MICHAEL RYAN.