

W. O. HASKELL.  
School-Desks.

No. 157,326.

Patented Dec. 1, 1874.

Fig. 1

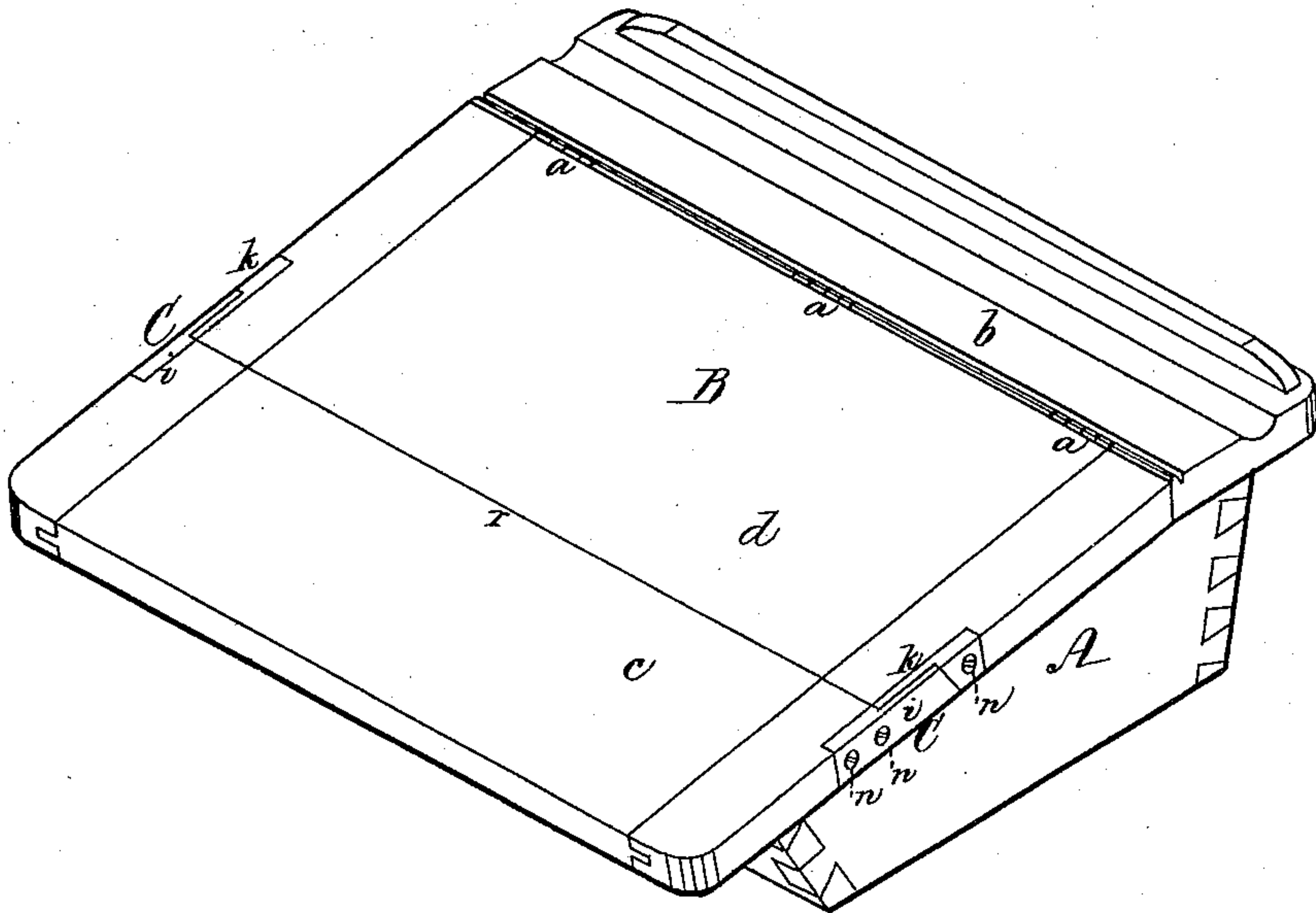
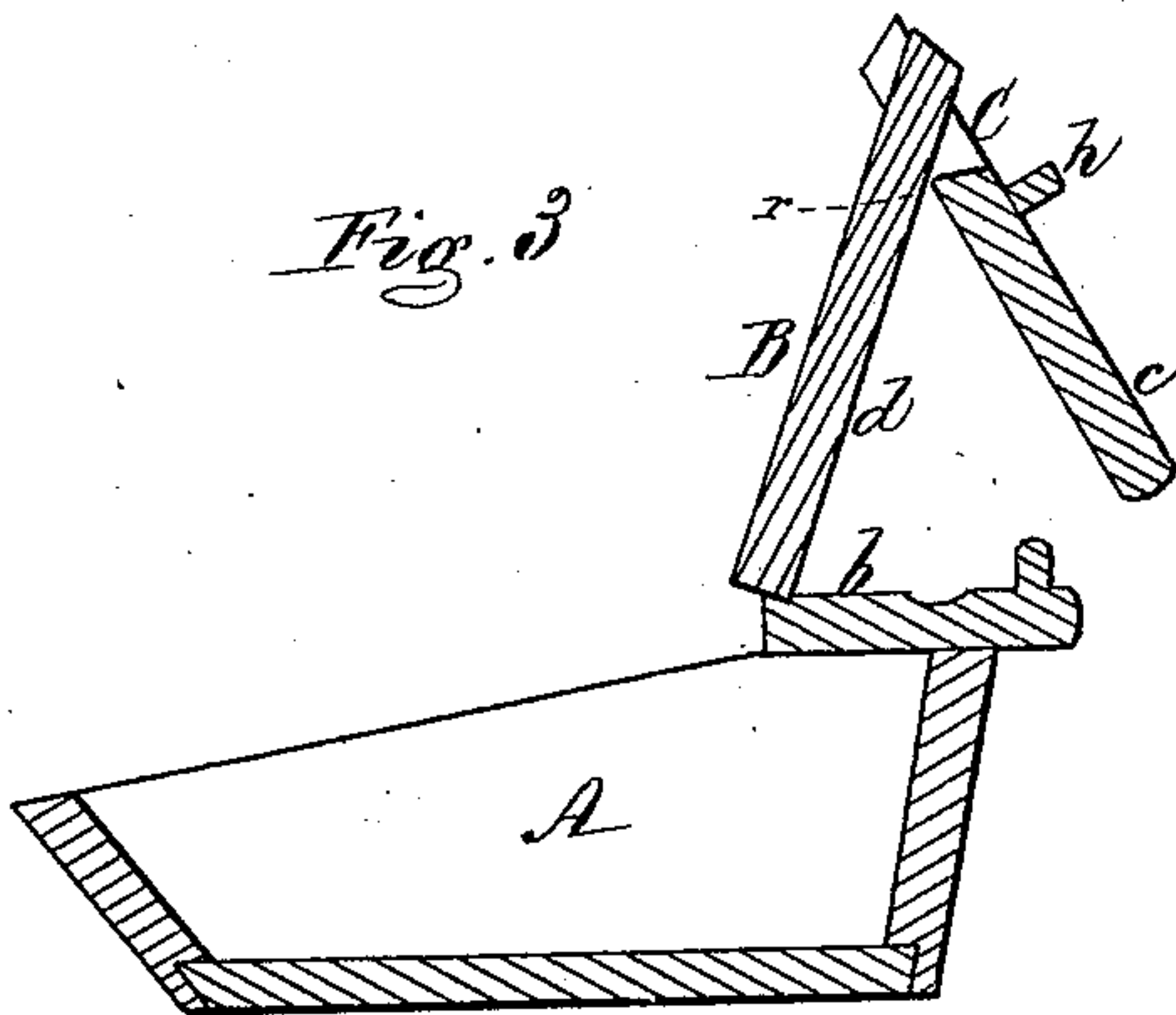


Fig. 2



Witnesses,  
W. J. Cambridge  
J. C. Cambridge

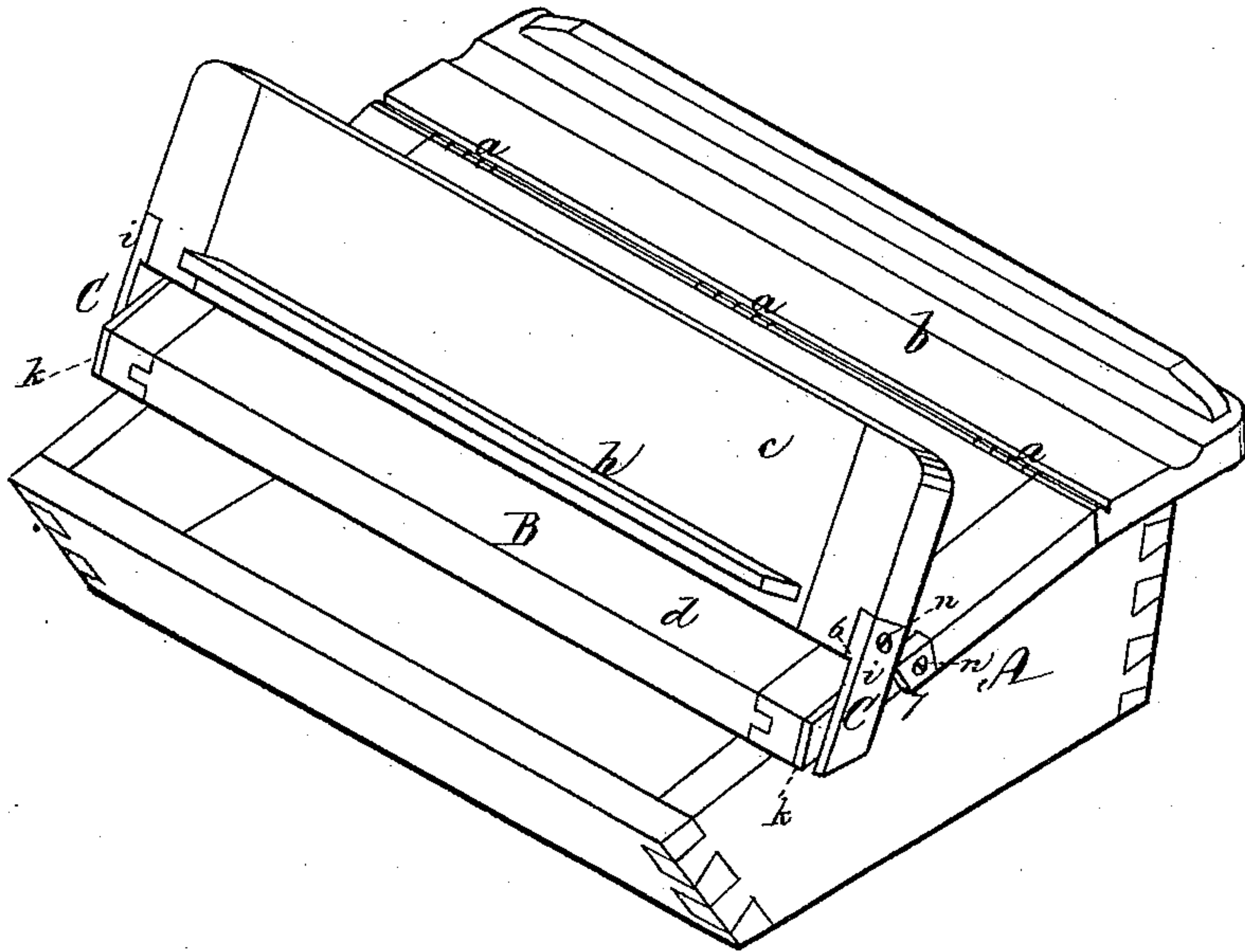
Inventor,  
William O. Haskell  
per Tschernack & Stearns  
Attys

**W. O. HASKELL.**  
**School-Desks.**

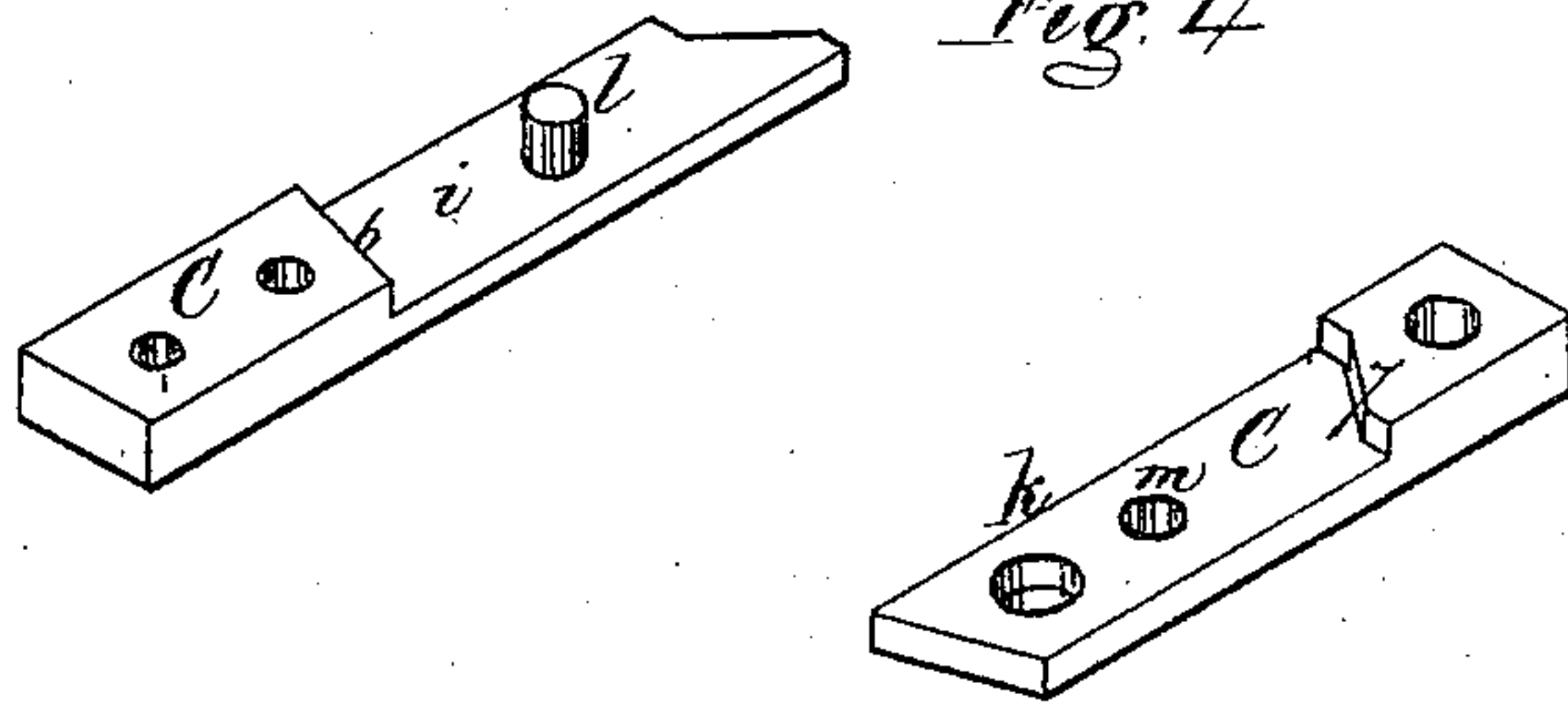
No. 157,326.

Patented Dec. 1, 1874.

*Fig. 2*



*Fig. 4*



Witnesses,  
W. J. Cambridge  
J. C. Cambridge

Inventor,  
William O. Haskell  
per Feschemacher & Stearns.  
Attys



# UNITED STATES PATENT OFFICE.

WILLIAM O. HASKELL, OF BOSTON, MASSACHUSETTS.

## IMPROVEMENT IN SCHOOL-DESKS.

Specification forming part of Letters Patent No. **157,326**, dated December 1, 1874; application filed September 19, 1874.

*To all whom it may concern:*

Be it known that I, WILLIAM O. HASKELL, of Boston, in the county of Suffolk and State of Massachusetts, have invented certain Improvements in School-Desks, of which the following is a full, clear, and exact description, reference being had to the accompanying drawings making part of this specification, in which—

Figure 1 is a perspective view of a school-desk constructed in accordance with my invention, the lid being closed. Fig. 2 is a perspective view of the same, the lower portion of the lid being swung up. Fig. 3 is a vertical section, representing both portions of the lid swung back. Fig. 4 represents the two leaves of one of the hinges detached.

My invention consists in certain detail improvements in that class of desks in which a portion of the lid is convertible into a book-rest, as hereinafter more fully described and claimed.

To enable others skilled in the art to understand and use my invention, I will proceed to describe the manner in which I have carried it out.

In the said drawings, A represents a school-desk, to be supported on suitable legs or standards. (Not shown.) B is the lid, hinged at *a* to the upper portion *b* of the desk. The lid B is formed of two sections or portions, *c d*, which are pivoted or connected together by hinges C C, to admit of the lower portion *c* being swung up, independently of the upper portion *d*, into the position seen in Fig. 2, thus presenting the under side of the lower portion of the lid at or nearly at a right angle to the natural direction given the eyes when engaged in reading or writing, a cleat or rest, *h*, which serves as a support for the book, being secured to the under side of the lower portion of the lid, by which construction the book, &c., is supported at such an inclination as to allow the student to sit erect instead of bending or stooping over, as he is likely to do when

the book is placed on the lid of a desk of the ordinary construction. The edges of the portions *c d* of the lid are beveled at the joint, and each hinge C is composed of two leaves or portions, *i k*, of the form seen in Fig. 4, the portion *i* being provided on its inner side with a stud, *l*, which fits into a hole, *m*, of corresponding size in the portion *k*, so that when secured to their respective portions of the lid by screws *n*, the portion *i* of the hinge, with the lower part *c* of the lid, may be swung freely on the pivot *l* into the position seen in Fig. 2, until arrested by the shoulder 6 of the leaf *i* coming into contact with the upper surface of the leaf *k*, and the upper surface of the leaf *i* coming into contact with the shoulder 7 of the leaf *k*. When the lower portion of the lid *c* is swung down, as seen in Fig. 1, the end of each leaf of the hinge fits snugly against the shoulder of the other leaf, and in this position the lid forms one continuous incline, and may be used as an ordinary desk for writing and other purposes. The entire lid may be raised to obtain complete access to the interior of the desk, as seen in Fig. 3.

Instead of the leaves of the hinges being provided with shoulders 6 7, they may be furnished with any other suitable stop or stops to support the lid in the desired inclined position without allowing the edge *r* of the portion *c* to come into contact with the upper surface of the portion *d*, thus preventing the latter from being marred.

What I claim as my invention, and desire to secure by Letters Patent, is—

The hinge C, with its shoulders 6 7, in combination with the portions *c d* of the lid B, substantially as and for the purpose described.

Witness my hand this 17th day of September, A. D. 1874.

WM. O. HASKELL.

Witnesses:

P. E. TESCHEMACHER,  
W. J. CAMBRIDGE.