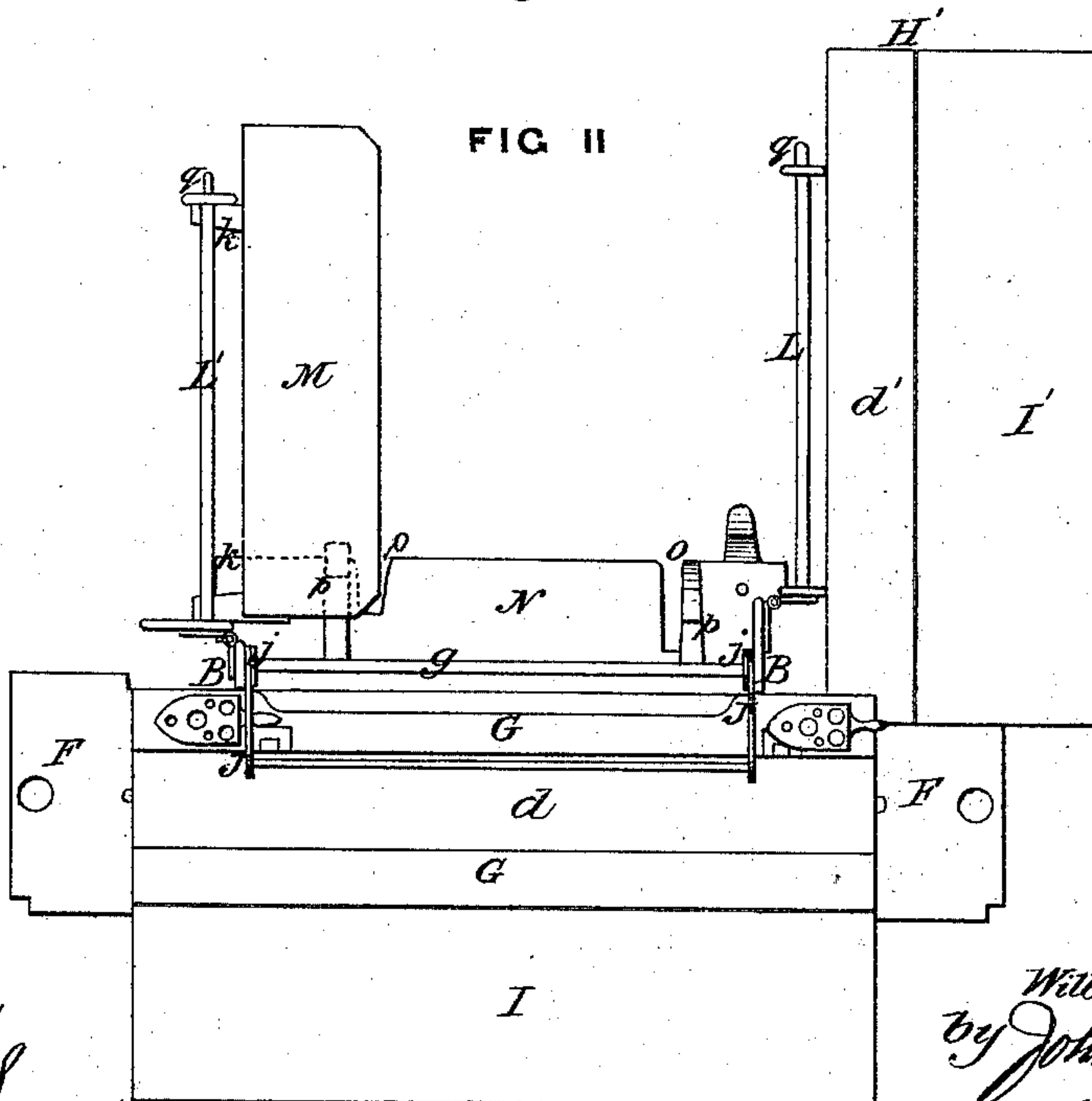
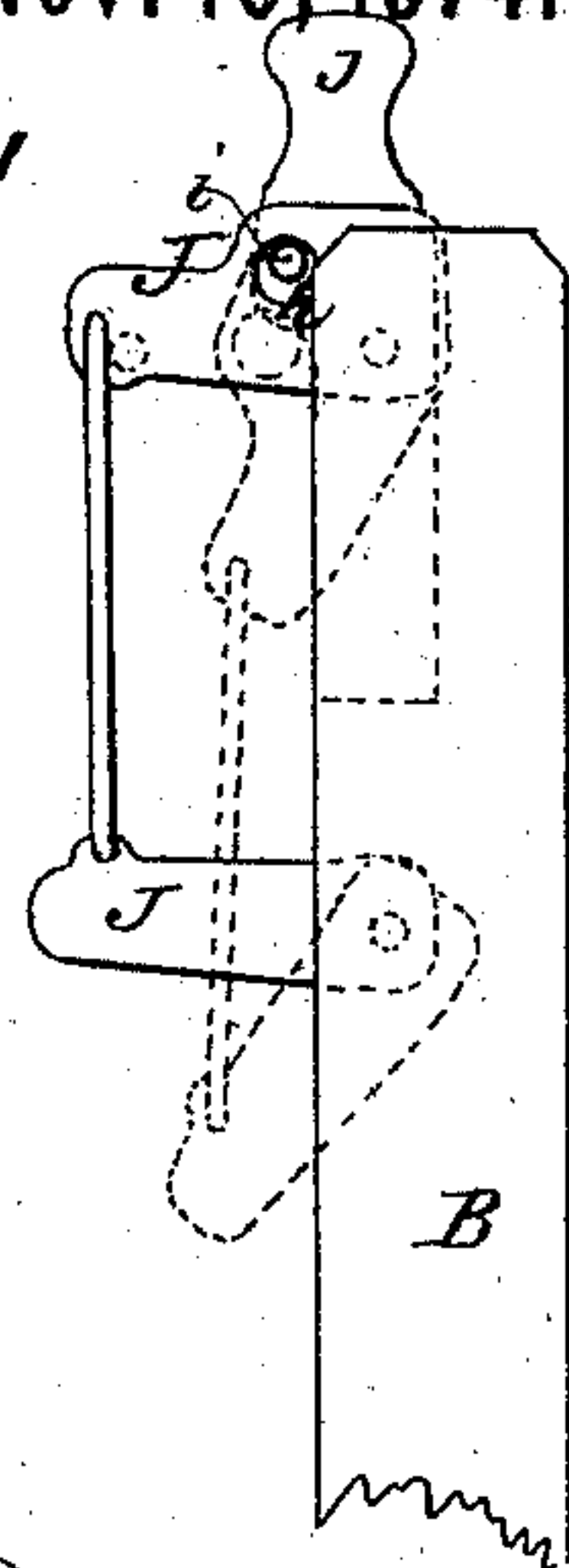
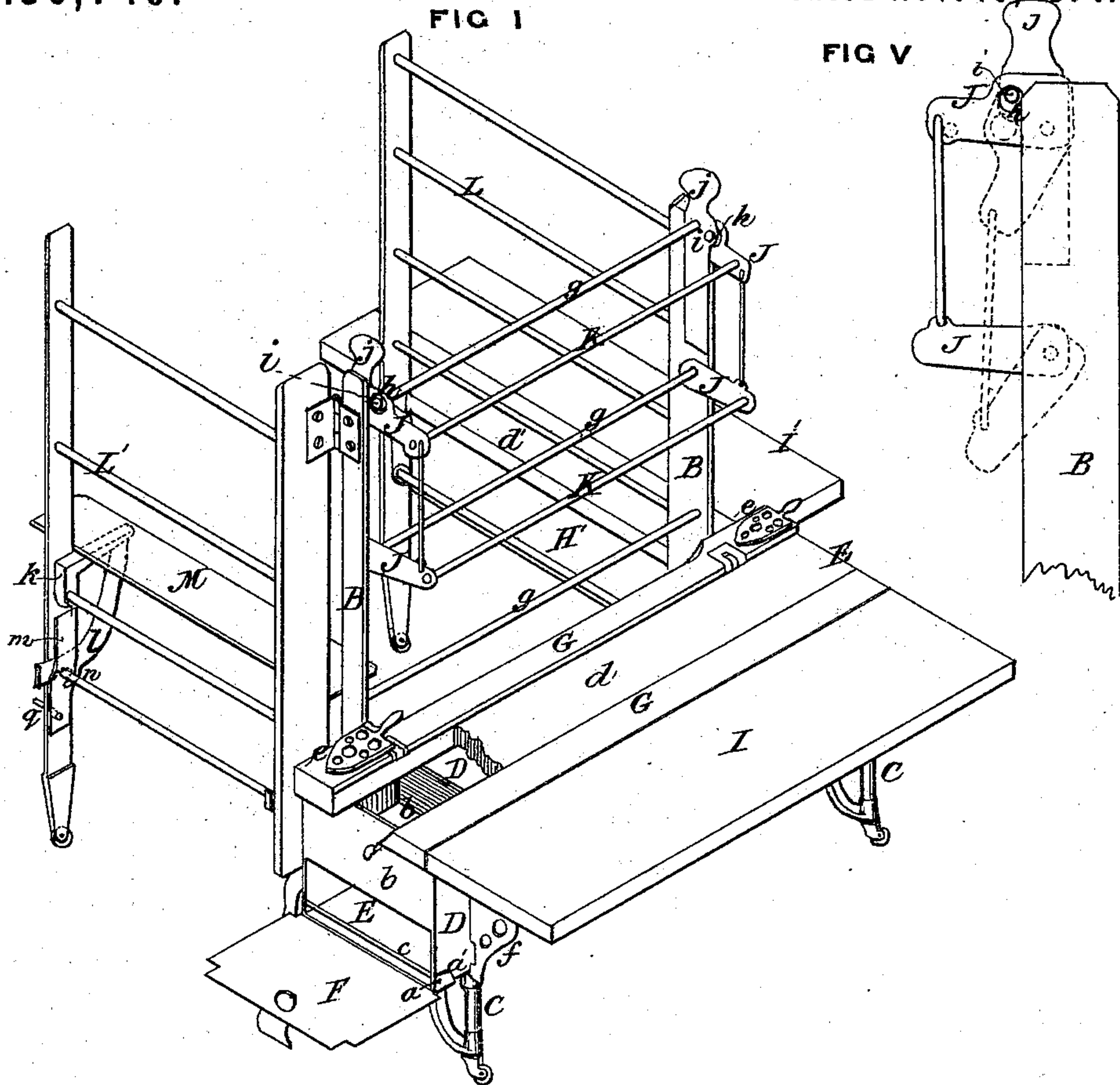


W. C. ARNOLD.

Ironing-Tables and Clothes-Racks.

No. 156,749.

Patented Nov. 10, 1874.



WITNESSES

John C. Laing
J. Rutherford

INVENTOR

William Curtis Arnold,
by Johnson & Johnson
his Attorneys

W. C. ARNOLD.
Ironing-Tables and Clothes-Racks.
 No. 156,749. Patented Nov. 10, 1874.

FIG III

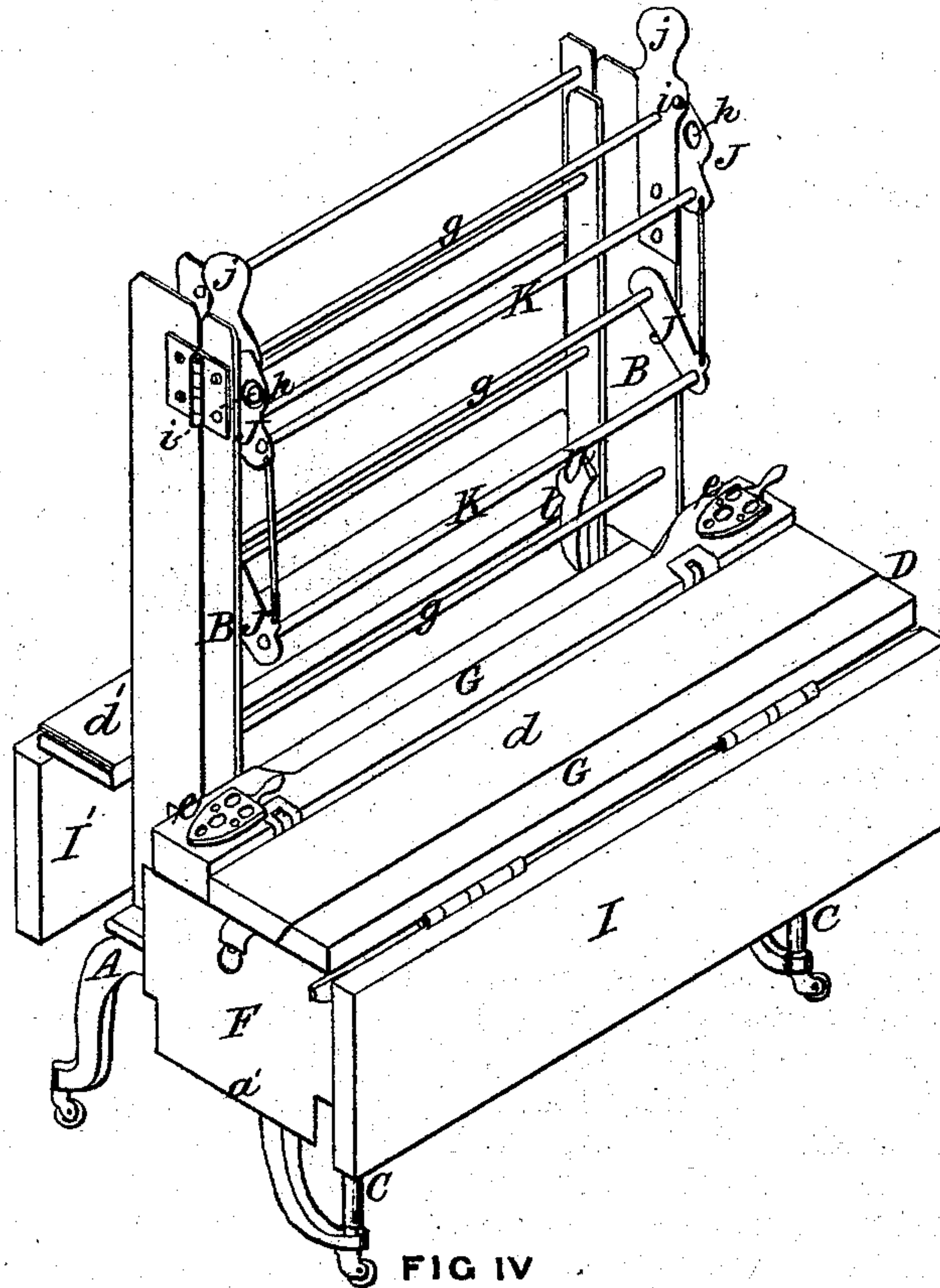


FIG IV

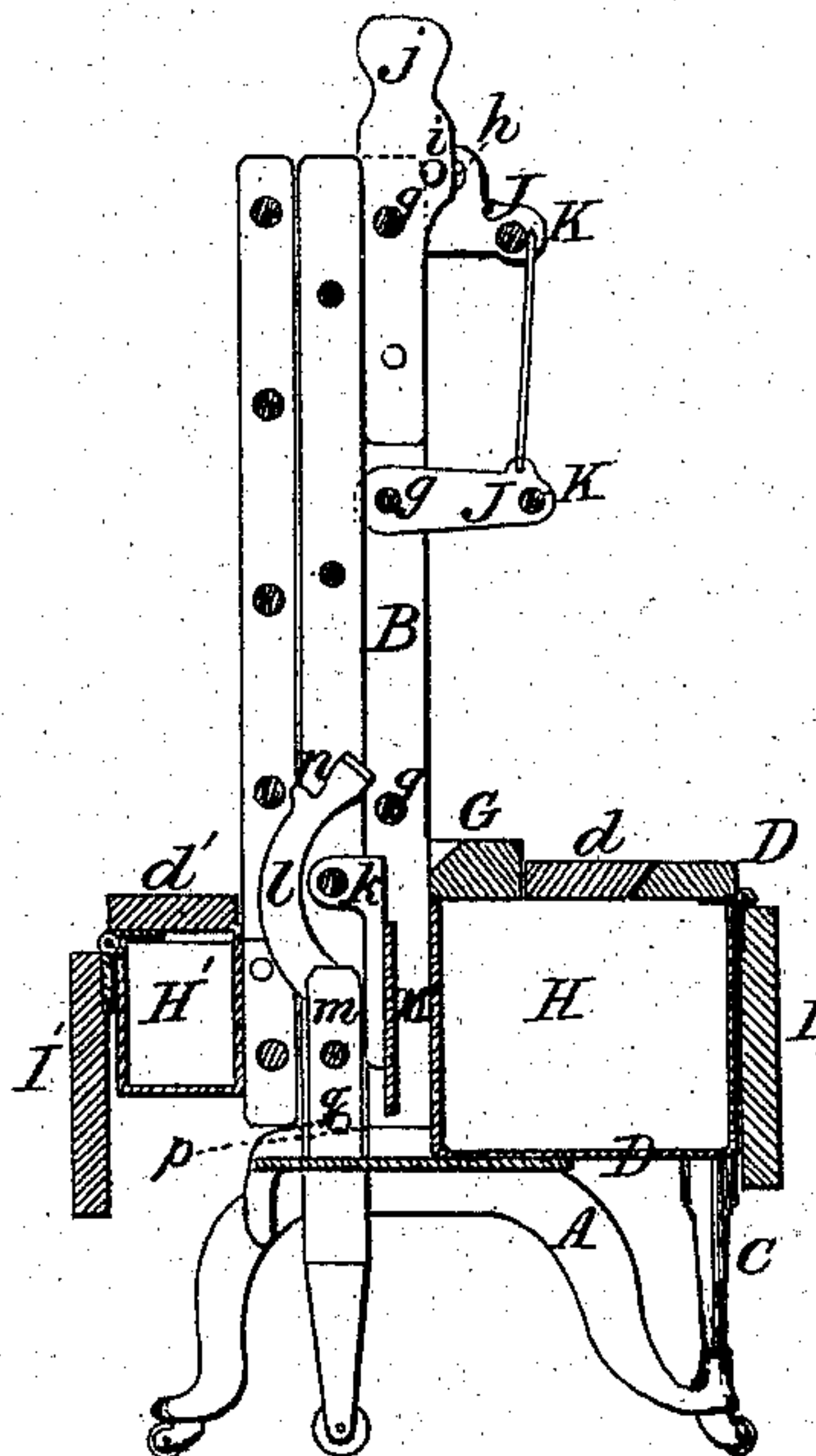


FIG VII

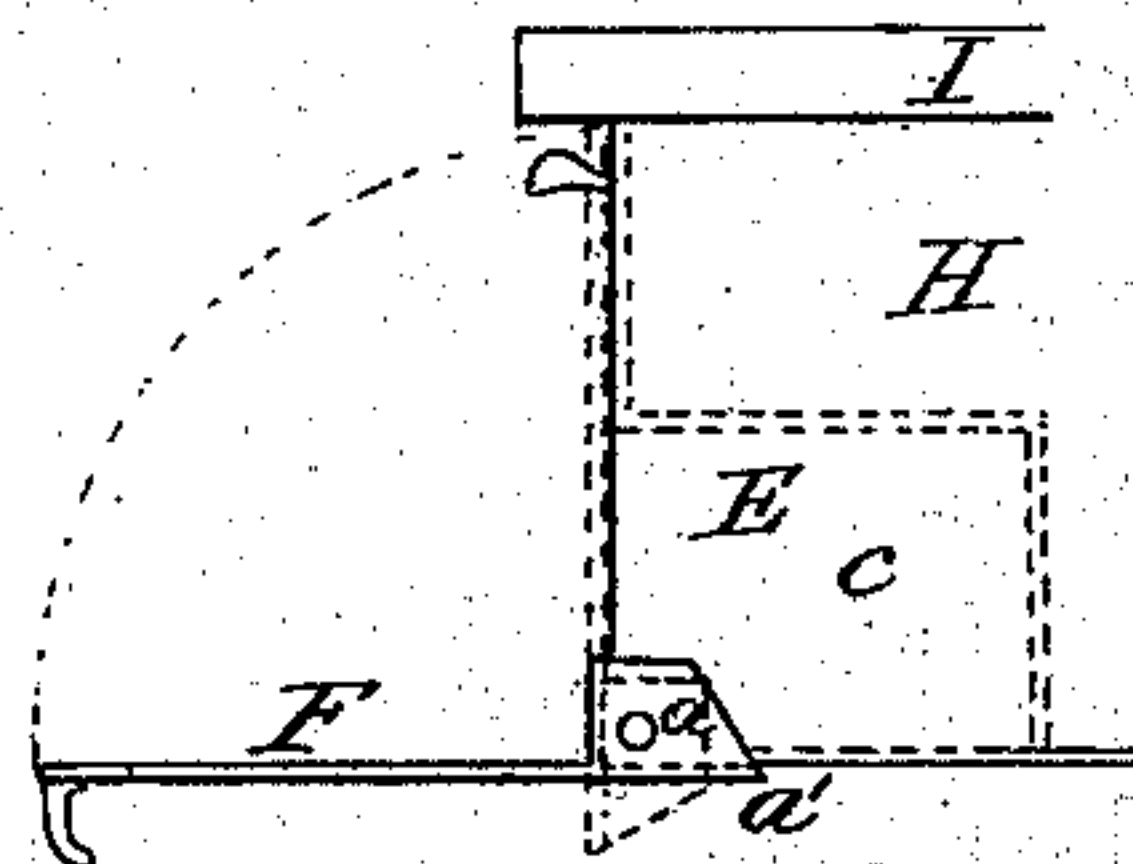
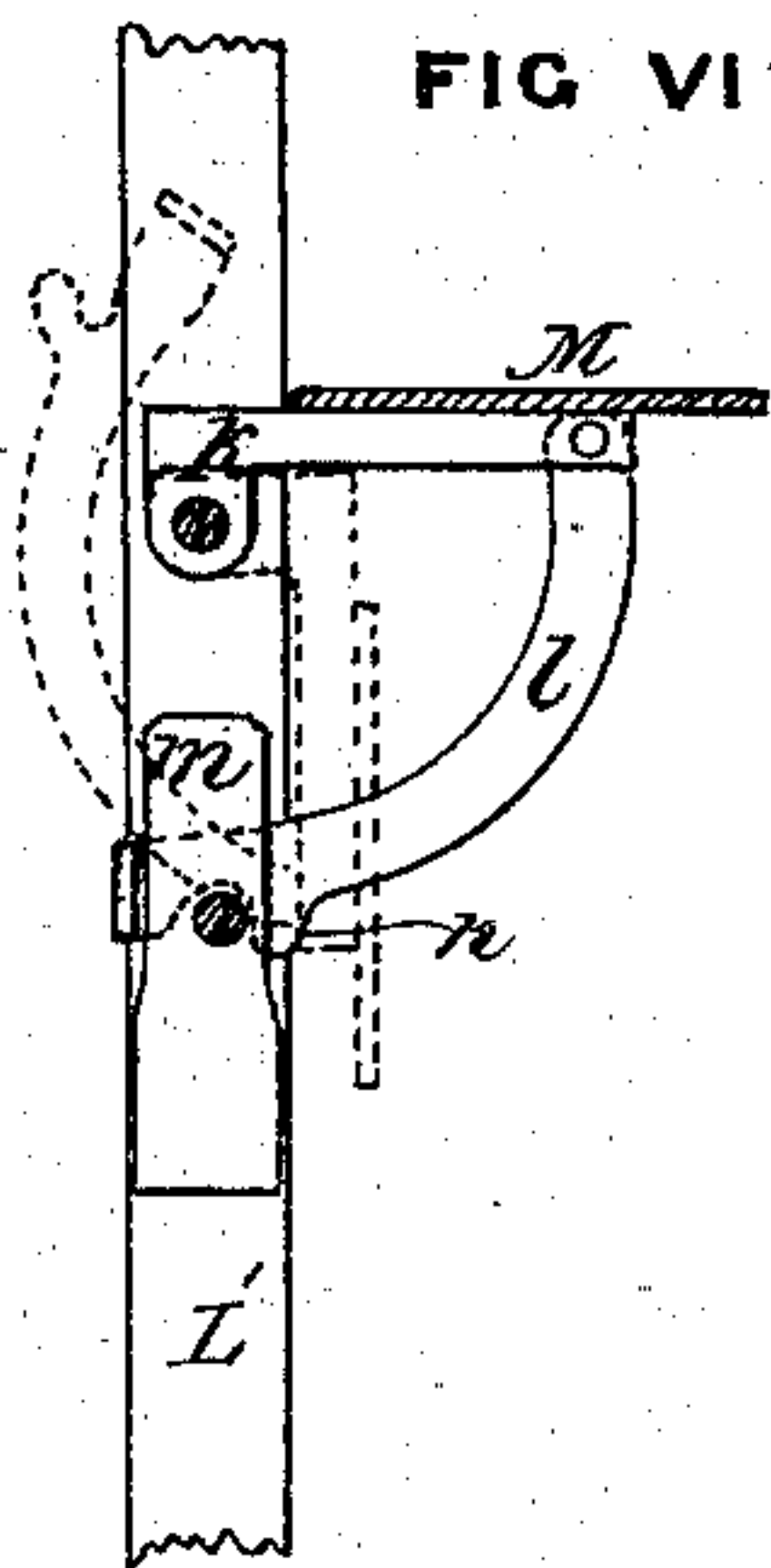


FIG VI



WITNESSES

John E. Laing
J. H. Rutherford

INVENTOR

William Curtis Arnold
 by *Johnson & Johnson*
 his Attorneys

UNITED STATES PATENT OFFICE.

WILLIAM CURTIS ARNOLD, OF MONTAGUE, MICHIGAN.

IMPROVEMENT IN IRONING-TABLES AND CLOTHES-RACKS.

Specification forming part of Letters Patent No. **156,749**, dated November 10, 1874; application filed August 5, 1874.

To all whom it may concern:

Be it known that I, WILLIAM CURTIS ARNOLD, of Montague, in the county of Muskegon and State of Michigan, have invented certain new and useful Improvements in Combined Ironing-Table and Clothes-Rack; and I do hereby declare that the following is a full, clear, and exact description thereof, which will enable others skilled in the art to which it pertains to make and use the same, reference being had to the accompanying drawings and to the letters of reference marked thereon, which form a part of this specification.

This invention relates to ironing-tables and clothes racks or driers.

The invention consists of combined ironing-tables and clothes-racks, arranged to be folded in a compact form, and composed of a table-frame, from which the main rack-standards rise, and to which standards are hinged additional racks, the table-box having receptacles for clothes, pins, and sad-irons, the whole being constructed so as to have three ironing-tables and three racks, with one of said racks supporting a supplementary rack hinged upon the same standard, as will be hereafter more specifically set forth and particularly claimed.

In the accompanying drawings, Figure 1 represents a view, in perspective, of my improved ironing-table and clothes-drier unfolded, and with its racks, tables, and chests prepared for use; Fig. 2, a top or plan view of the same; Fig. 3, a perspective view of the device as compactly folded; and Fig. 4, a vertical cross-section of the same. Figs. 5, 6, and 7 are detailed views of the supplemental rack, the folding ironing-table, and the hinged doors.

From a suitable frame, A, rise the main rack-standards B, carrying other racks folding upon it, as will be presently described. Upon this frame A, and supported by additional legs C, is mounted the principal box-table D, which is also secured to the main rack-standards. At either end of this box-table D are chests E, having compartments for the reception of sad-irons, clothes-pins, and such small implements as are necessary in a laundry, the lids or doors F of said chests being continued slightly below their hinging-point, *a*, so that when opened they form stops *a'*, to hold them in horizontal positions, by pre-

venting them from describing more than a quadrant in their opening, by reason of said continuations *a'* coming in contact with the bottom of said box table D, and thus form seats or rests upon which clothes-baskets or other articles may be supported, as shown in Fig. 1. The top compartment *b* of one of these chests E is designed for the reception of clothes-pins, and the bottom compartments *c* for the sad-irons. The main board G of the box table D is provided with a hinged cover, *d*, for a chest, H, formed by the table-box for the reception of the clothes to be ironed, and has stationary sad-iron rests *e* thereon. It is also provided with a leaf, I, supported by hinged brackets *f*, hinged in the box and in sockets protruding from the additional legs C of the supporting-frame. The main rack-standards B are firmly supported in the frame A, at a point, as shown, to prevent any tendency to topple over, and carry rounds *g*, upon which the already ironed garments are hung to dry. To the two upper top rounds of these standards B are pivoted, at their junction with said standards, arms J, which carry a supplemental rack, K, for clothes, which rack may be folded and unfolded upon its main rack, and held in place when unfolded for use by means of openings *h* in said top arms J, which engage with teats or detents *i* in spring thumb-pieces *j*, attached to the inner faces of said standards, and when it is desired to fold said rack K it is only necessary to operate the thumb-piece *j* to disengage the detents, and the supplemental rack will fall down by the side of the main rack. Hinged to each of the standards B are additional racks L L'; but near the lower ends of the said rack L is attached a chest, H', provided with a hinged sectional leaf, I', supported by hinged brackets projecting from said chest-box, and one section thereof forming a cover, *d'*, for said chest. The other additional rack, L', has upon the round next above the lowest pivoted supports *k*, upon which an ironing-table, M, rests. This table is rendered capable of being folded flat against its carrying-rack by means of bracing-arms *l l*, pivoted upon bearings projecting from the supports *k*, and moving within guide-slots *m* at the lowest round. The free ends of these arms *l l* are provided with notches *n*, for the

purpose of engaging with the round to hold them firmly while bracing the ironing-table and holding it in position, as shown in Fig. 1. The operation of folding said table back upon the rack is obvious. In a continuation of the bottom board N of the box-table D are slots *o*, for the reception of the legs of the racks L L' when folded, and adjoining said slots are stops *p*, over which projecting pins *q* of the additional legs slide and are caught in notches in said stops when the racks are folded, as shown in Fig. 4. The rack L' being first folded is followed by the rack L and fastened as above.

The manner of folding and unfolding all the parts having been fully described, and the purposes of said parts having been singly set forth, it is only necessary to a perfect understanding of the device to refer to the drawings in connection herewith.

I have thus produced in a neat and compact form, and simply constructed and operated, an article combining in itself all that is necessary in order to a proper ironing and drying of washed clothes.

I claim—

1. In combination with the central ironing-table, having the fixed and folding clothes-racks B *g* K, the racks L and L', constructed

as described, and provided with folding tables M and I', the said racks L and L' being hinged to the central frame B B, whereby they may be compactly folded together or admit of being unfolded, as and for the purpose set forth.

2. The combination of the main rack B *g* with the supplemental hinged rack K J and the thumb-spring detents *i j*, for sustaining the supplemental rack in position for use, as described.

3. In combination with the rack B *g*, the rack L', constructed as described, and provided with the table M and braces *l l*, as and for the purpose set forth.

4. The bottom N of the box-table D, having receiving-slots *o o* and shouldered stops *p*, in combination with the pins *q* of the rack-supports L L', whereby said racks may be folded beside each other and the main rack, and fastened in place by the table-stops, as described.

In testimony that I claim the foregoing as my own I have affixed my signature in presence of two witnesses.

WILLIAM CURTIS ARNOLD.

Witnesses:

OPHIR R. GOODNO,
ELISHA MCCOY.