

**C. L. W. BAKER.**  
**Cigar-Cases.**

No. 156,266.

Patented Oct. 27, 1874.

Fig. 1.

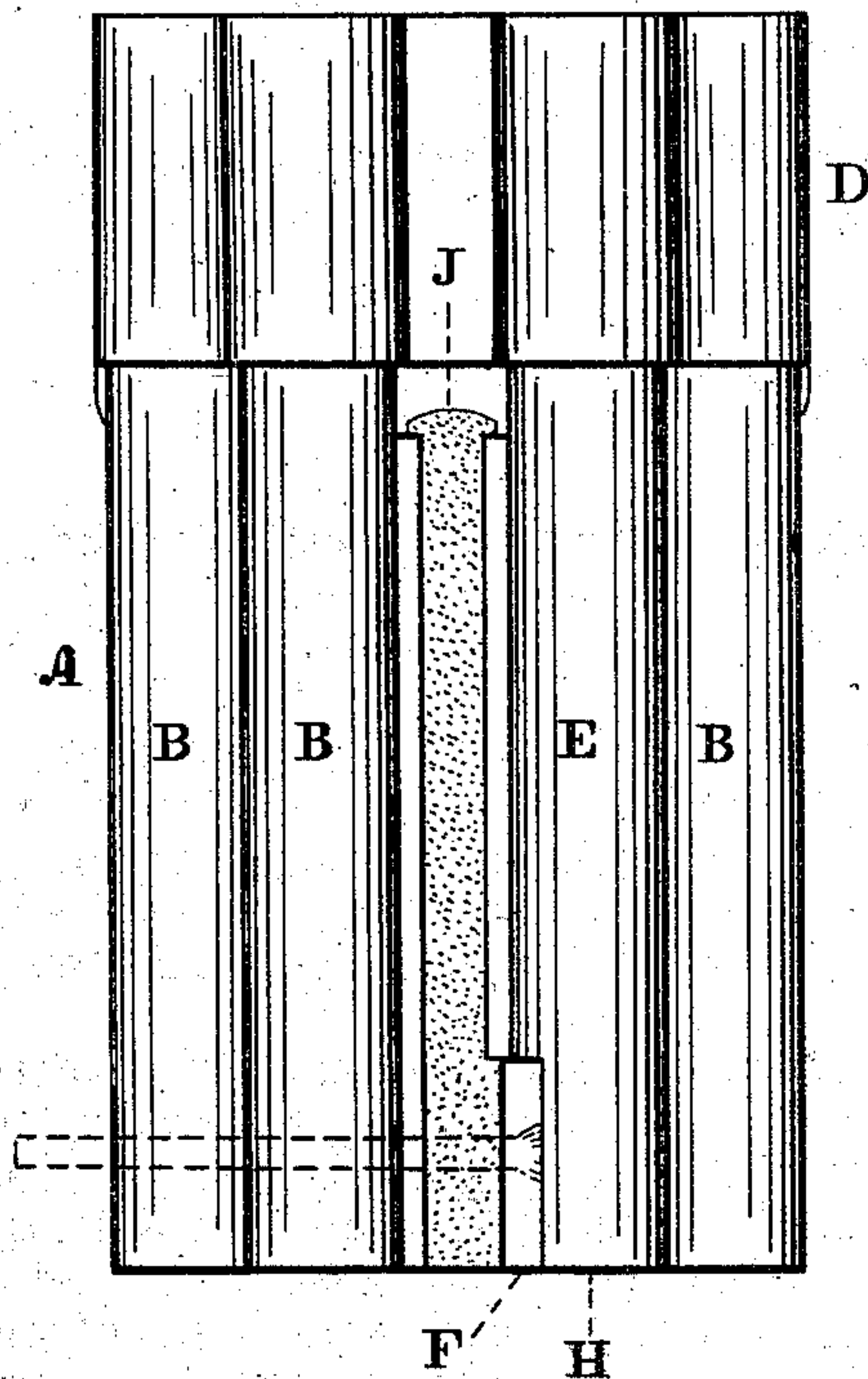


Fig. 2.

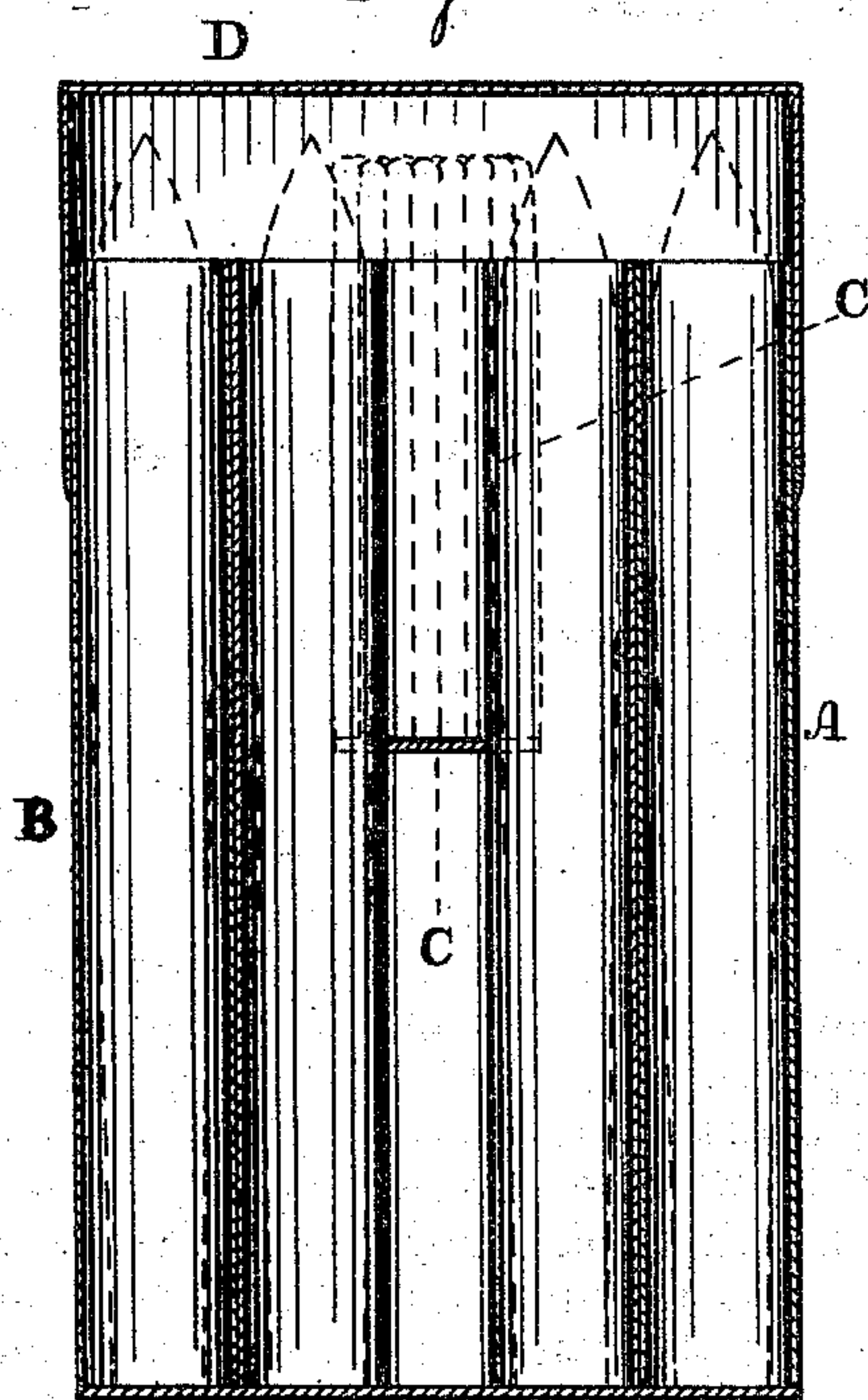


Fig. 3.

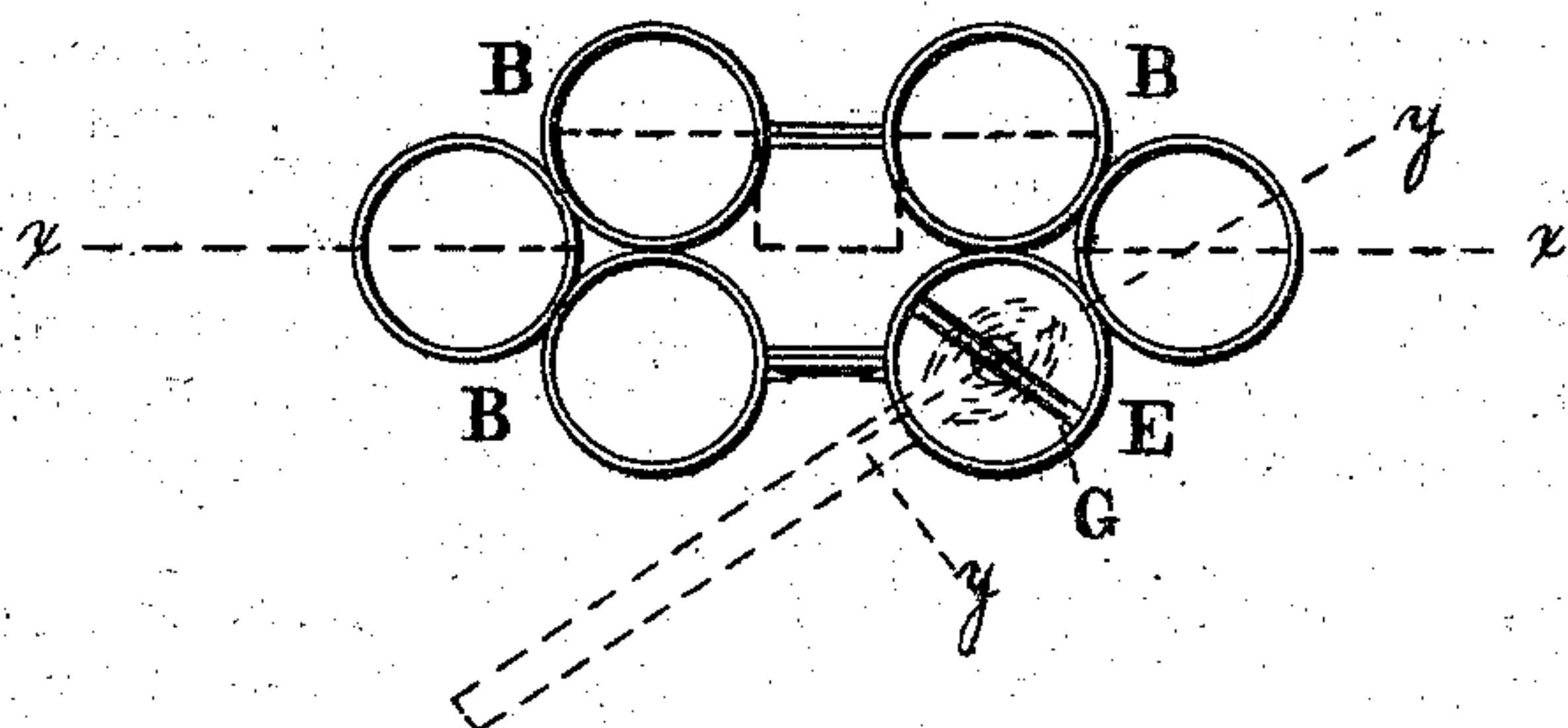
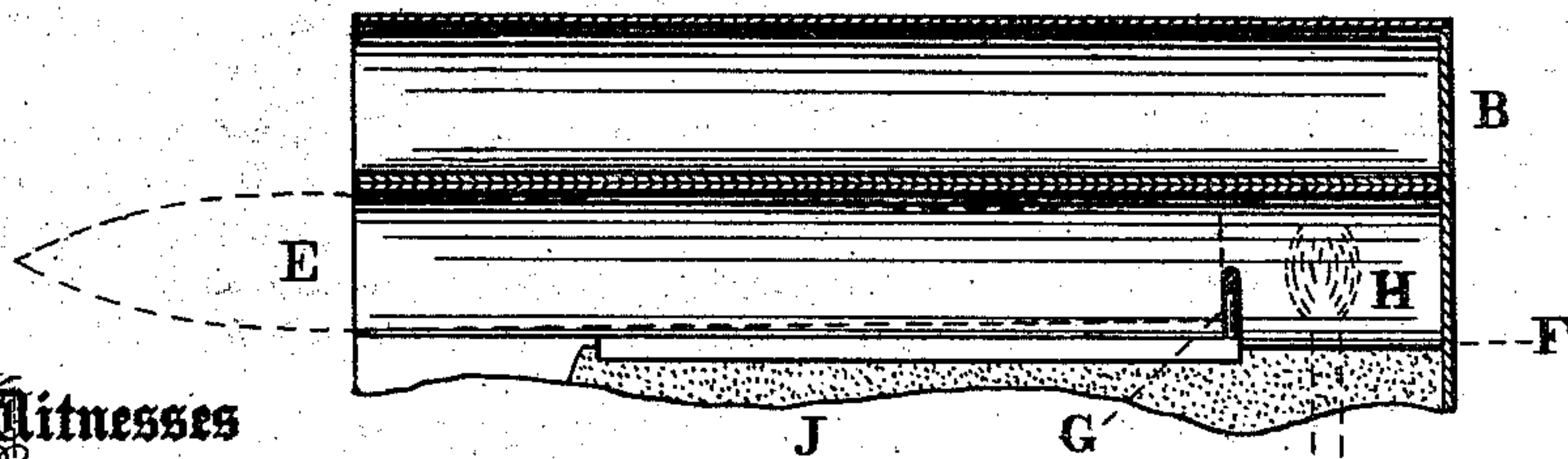


Fig. 4.



Witnesses

*L. F. Brou.*  
*Ac. P. Grant.*

Inventor

*Chas. L. W. Baker.*  
*by John A. Deane*  
*Att'y.*

# UNITED STATES PATENT OFFICE.

CHARLES L. W. BAKER, OF CAMDEN, ASSIGNOR TO JOHN L. MASON, OF  
NEW BRUNSWICK, NEW JERSEY.

## IMPROVEMENT IN CIGAR-CASES.

Specification forming part of Letters Patent No. **156,266**, dated October 27, 1874; application filed  
September 11, 1874.

*To all whom it may concern:*

Be it known that I, CHARLES L. W. BAKER, of the city and county of Camden and State of New Jersey, have invented a new and useful Improvement in Cigar-Cases; and I do hereby declare the following to be a clear and exact description of the nature thereof, sufficient to enable others skilled in the art to which my invention appertains to understand, make, and use the same, reference being had to the accompanying drawings, making part of this specification, in which—

Figure 1 is a side view of the device embodying my invention. Fig. 2 is a central longitudinal section thereof in line *x x*, Fig. 3. Fig. 3 is a top or plan view thereof. Fig. 4 is a transverse section thereof in line *y y*, Fig. 3.

My invention consists in a chamber for insertion of an ignited match, whereby a cigar may be lighted without danger of the match being blown out. It also consists in the construction of a case, whereby cigars and matches may be carried, and means afforded for lighting the cigars.

Referring to the drawings, A represents a case or holder for cigars, the same consisting of a series of cigar-receiving tubes, B, which are arranged parallel with each other in compact form, so that the case may be conveniently carried in the pocket, or elsewhere, the bottom of the tubes being closed. Arranged between the series of tubes B is a match receptacle or safe, C, which extends parallel with the tubes B, and the open ends of the tubes and match-safe appear on the upper side, so that the cigars and matches are conveniently accessible by the removal of the lid D of the case, the shape or contour thereof being such that it will fit the tubes and safe. E represents a tube which has an

opening, F, at its lower end, and a ledge or support, G, which extends transversely and horizontally through the tube above the opening F, so that there is a space, H, in the tube below the support G, and the opening F communicates therewith.

When a cigar is to be lighted, it is placed in the tube E and rested on the support G, the mouth portion of the cigar projecting beyond the top of the tube, so as to be conveniently grasped by the lips of the smoker. A match is now struck and the burning end quickly inserted through the opening F into the space H, so that by drawing on the cigar the flame of the match will ignite the same.

It will be seen that the flame of the match will be guarded against premature extinguishment, since it is sheltered by the walls of the tube of the space H. In order to insure the burning of the match, small openings may be made in the tube at the bottom portion thereof, to admit atmosphere thereinto. A match-striker, J, may be fitted to the case A, in any suitable manner.

Having thus described my invention, what I claim as new, and desire to secure by Letters Patent, is—

1. The tube E, formed with the internal support or ledge G and opening F, substantially as and for the purpose set forth.

2. The tubes B and receptacle C, in combination with the tube E, with ledge or support G and opening F, forming together a combined cigar-holder, match-safe, and cigar-lighter, substantially as and for the purpose set forth.

CHARLES L. W. BAKER.

Witnesses:

JOHN A. WIEDERSHEIM,  
A. P. GRANT.