

J. C. MULLETT.  
Match-Boxes.

No. 154,706.

Patented Sept. 1, 1874.

Fig 1.

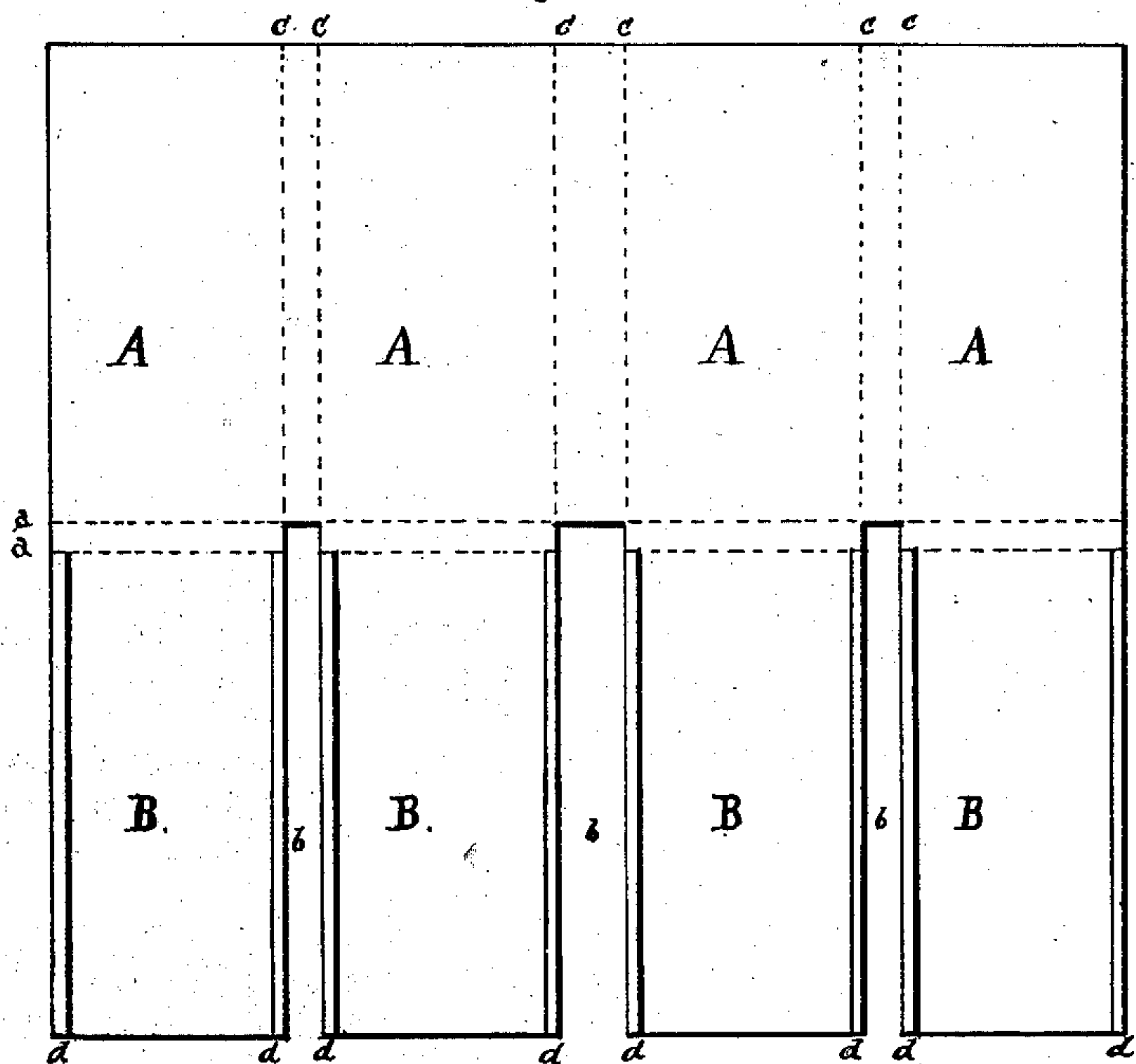


Fig 3.

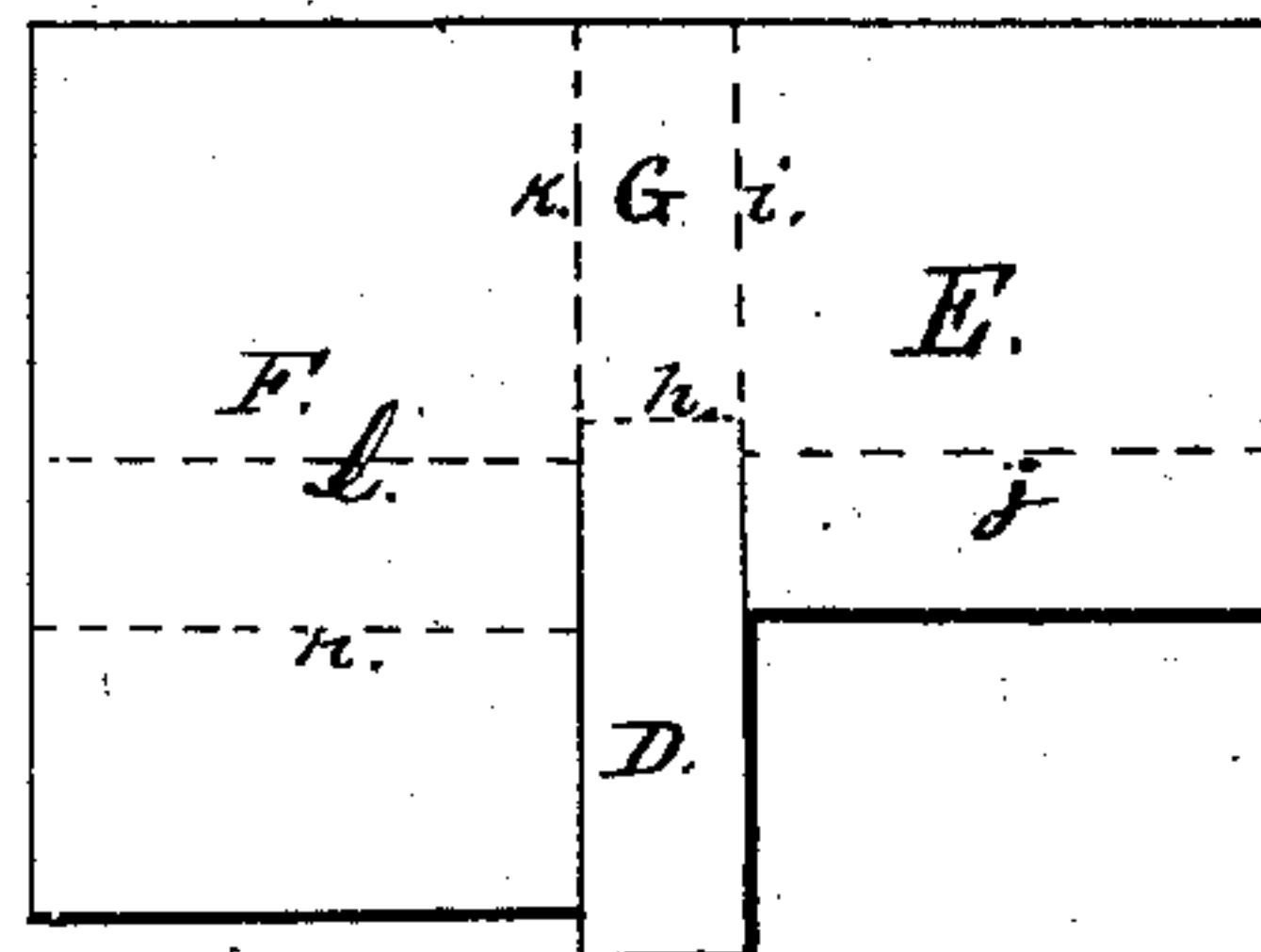


Fig 2.

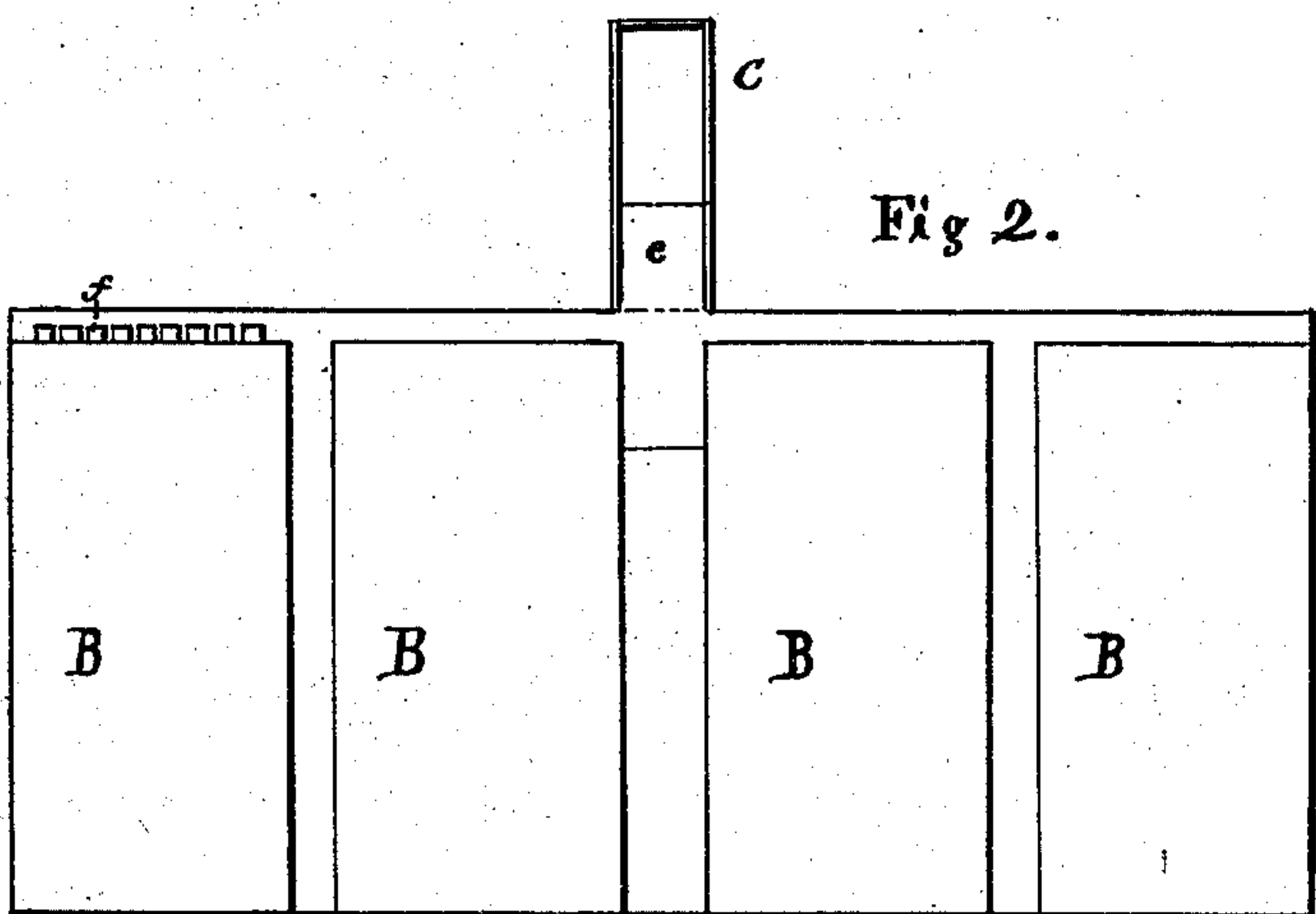
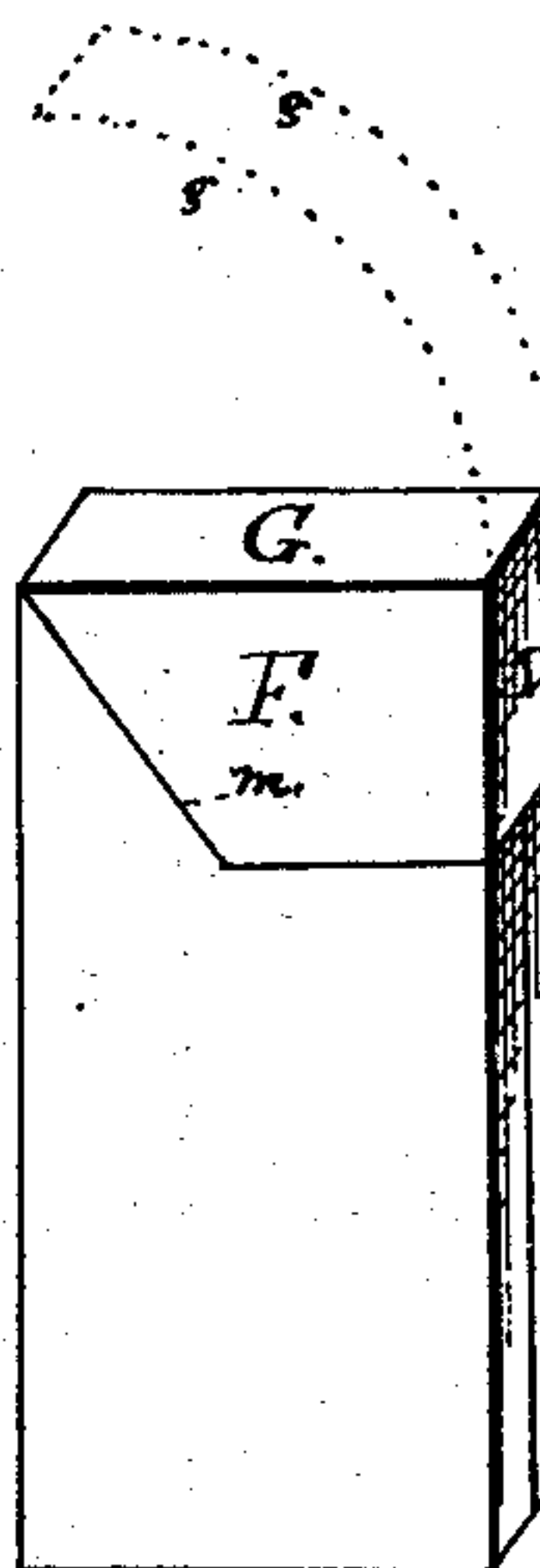


Fig 4.



Witnesses:

John Plough  
A. P. Downer

Inventor:

John C. Mullett

# UNITED STATES PATENT OFFICE.

JOHN C. MULLETT, OF FREDONIA, NEW YORK.

## IMPROVEMENT IN MATCH-BOXES.

Specification forming part of Letters Patent No. **154,706**, dated September 1, 1874; application filed June 4, 1874.

*To all whom it may concern:*

Be it known that I, JOHN C. MULLETT, of Fredonia, in the county of Chautauqua and State of New York, have invented an Improved Folding Match-Box, of which the following is a specification:

The object of my invention is to secure a compact, economical, and convenient match-box, to be carried in the pocket, to be made of paper, leather, rubber, or any other flexible material.

My invention is more fully illustrated by the accompanying drawings.

Figure 1 shows a pattern from which is formed the folding box, the upper half, A, being the outside, and the lower parts, B B, the inside. The dotted lines *a a*, running horizontally, show the folds to bring the back and front of the box together, and forms the bottom, the spaces *b b* being cut out, as indicated, to the upper fold, leaving room for the outside to fold around, the dotted lines *c c* showing the folds in the same. The lines *d d* show the strips of book-board or other substance to connect the back and front by means of some adhesive substance or a rivet, and should be of such thickness as the match or article to be carried therein. The dotted lines *e e*, running perpendicular through the upper part of said Fig. 1, show the folds in the outside, as before mentioned.

Fig. 2 shows the inside of the box when opened, with pieces B B folded to their place by means of the double folds shown by the dotted lines *a a* in Fig. 1, and forming the bottom of each compartment; also, the attachment

of the cover C by means of a leather or rubber piece, *e*, fastened, either on the inside or outside of the box, by means of some adhesive substance, as may be desired. The points *f f* in said Fig. 2 show the position of the match in the box.

In closing the box, the wings are each folded in, and then again folded together, and the cover then swung over to its place, as shown by the dotted lines *g g* in Fig. 4.

Fig. 3 shows the pattern of the cover, being cut on the solid lines, and folded on the dotted lines, the piece G forming the top of the cover, and the piece D forming the front of the same, and is depressed at right angles at the dotted line *h*, the side E being also depressed at a right angle at the dotted line *i*, and again folded over the front D at the dotted line *j*, the side F being also depressed, at dotted line *k*, at right angles, and again folded over the front side at the dotted lines *l* and *m*, each being fastened to the other, in folding, by means of some adhesive substance or rivet. The back corners of the side pieces are then folded in, as shown by the line *m* in Fig. 4, so as to give greater durability and a closer fit, to secure the cover in its position.

I claim as my invention—

A folding match-box having two or more separate compartments, constructed and arranged substantially as herein described and shown.

JOHN C. MULLETT.

Witnesses:

JOHN CLOUGH,  
A. P. JOHNSON.