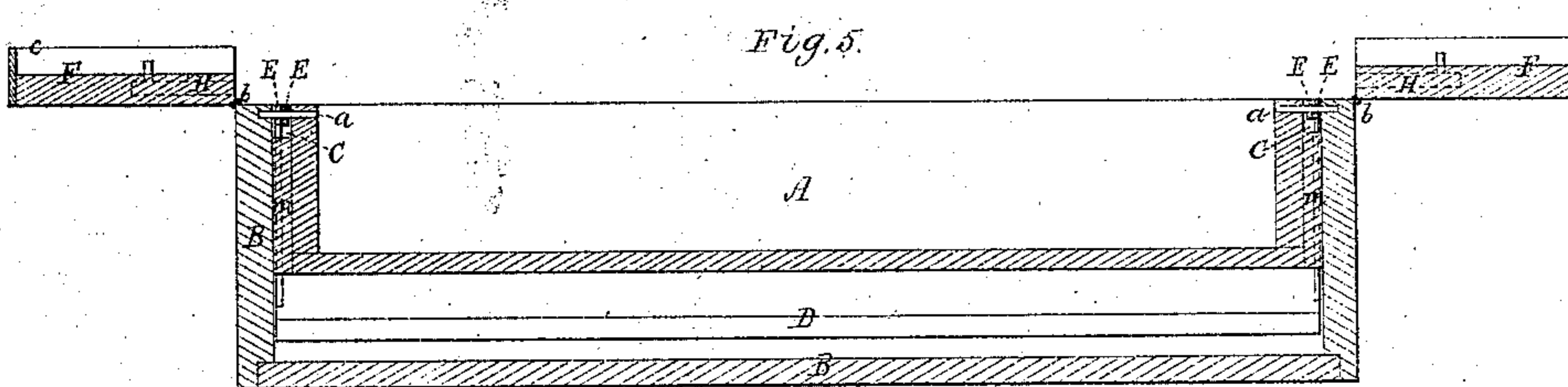
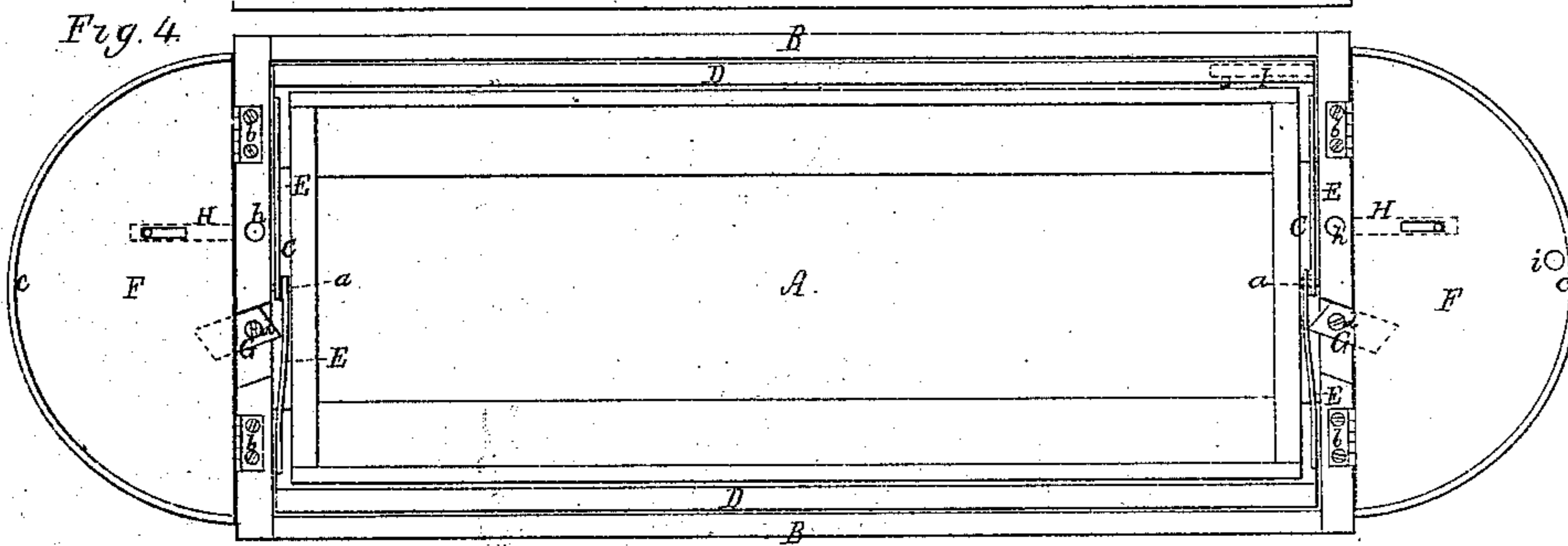
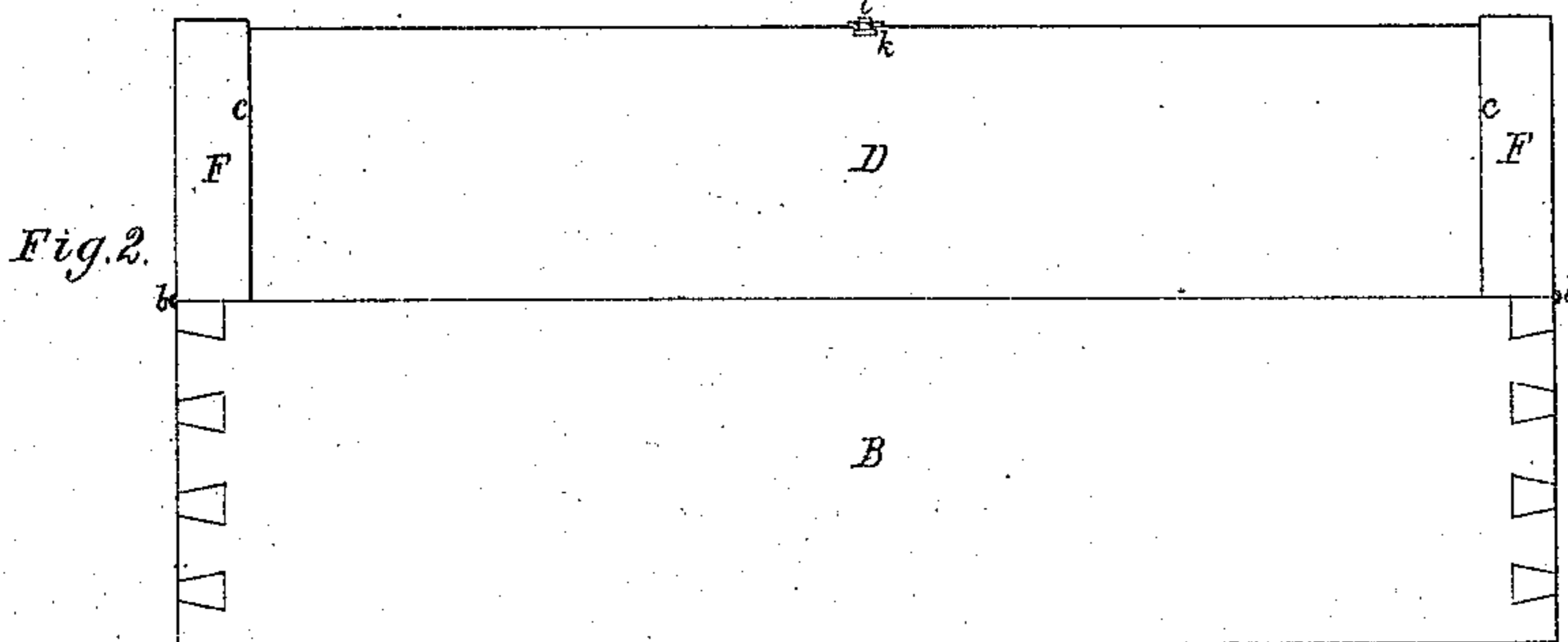
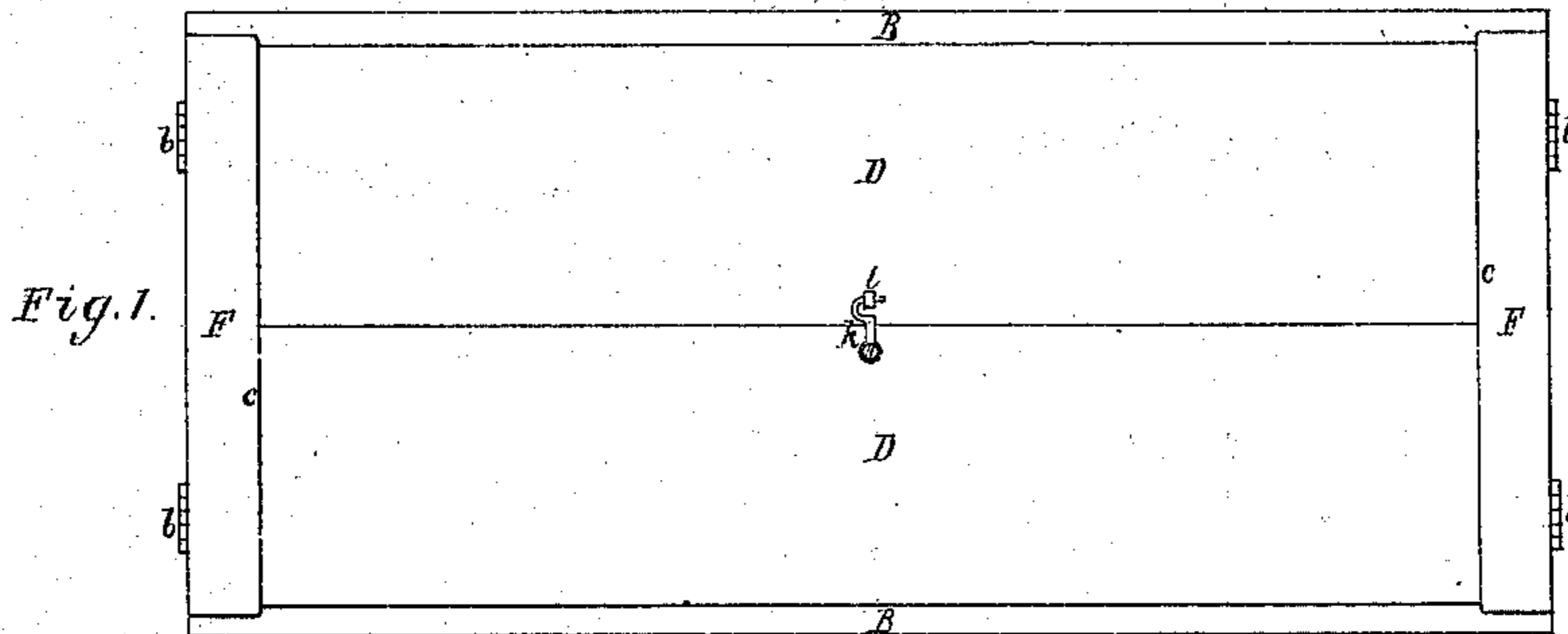


A. H. EDWARDS.

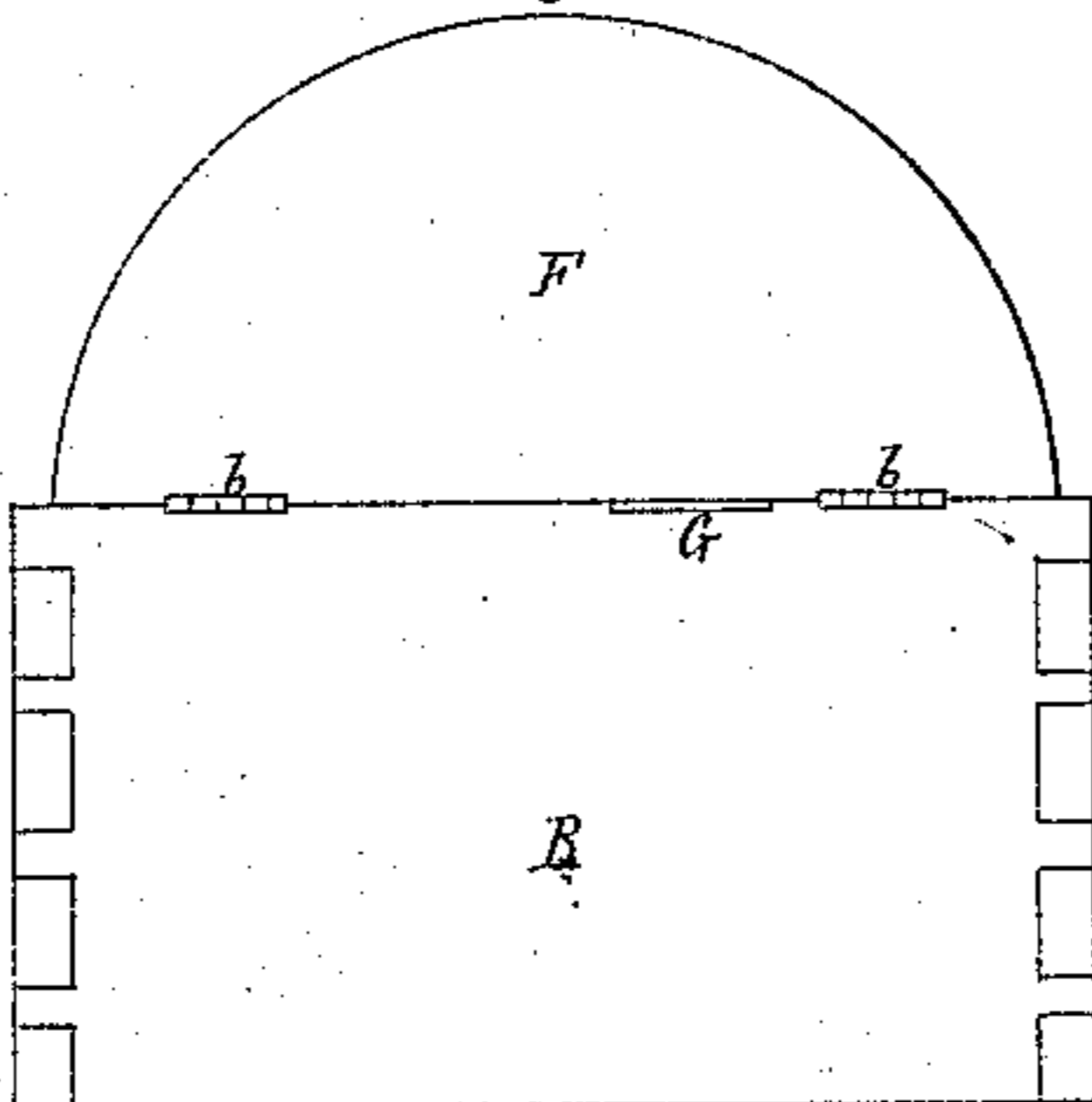
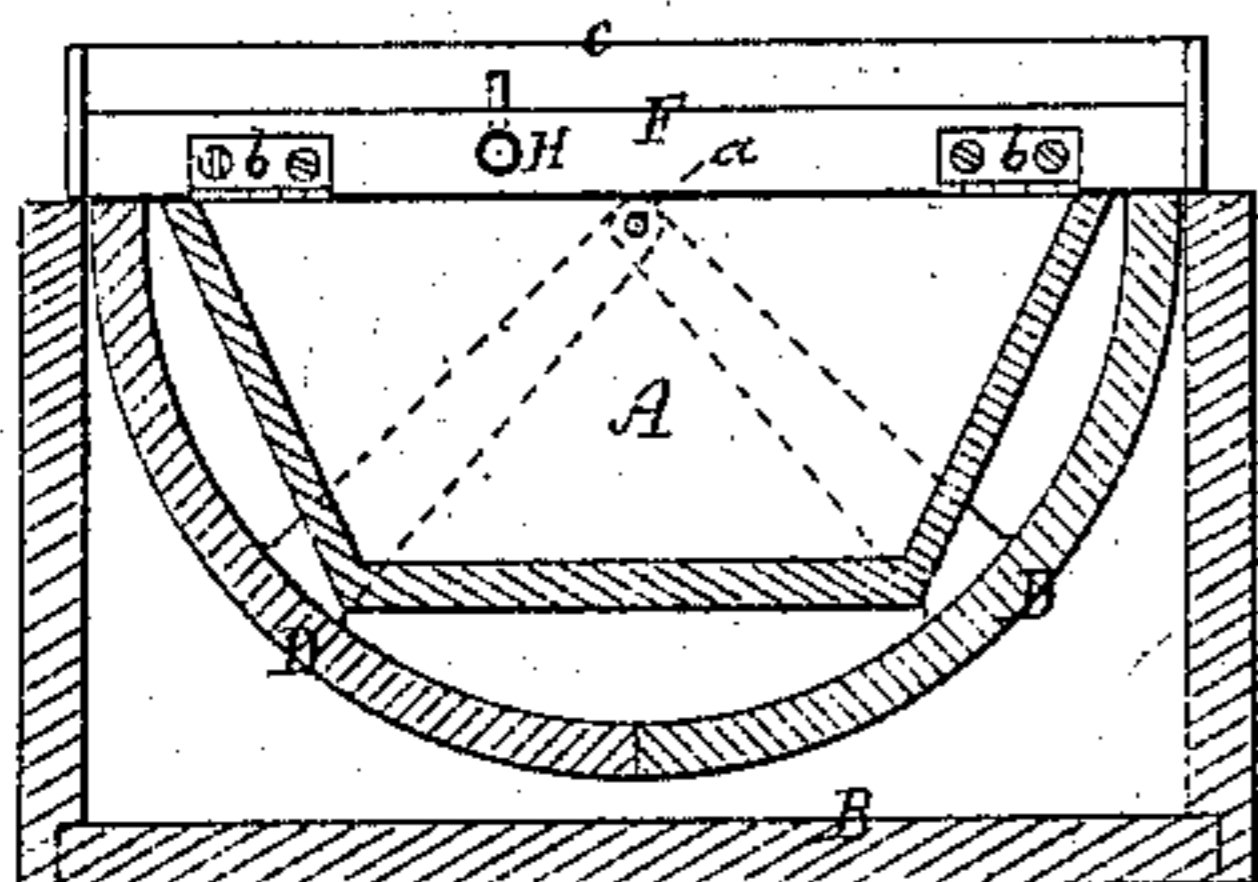
Burial-Caskets.

No. 154,656.

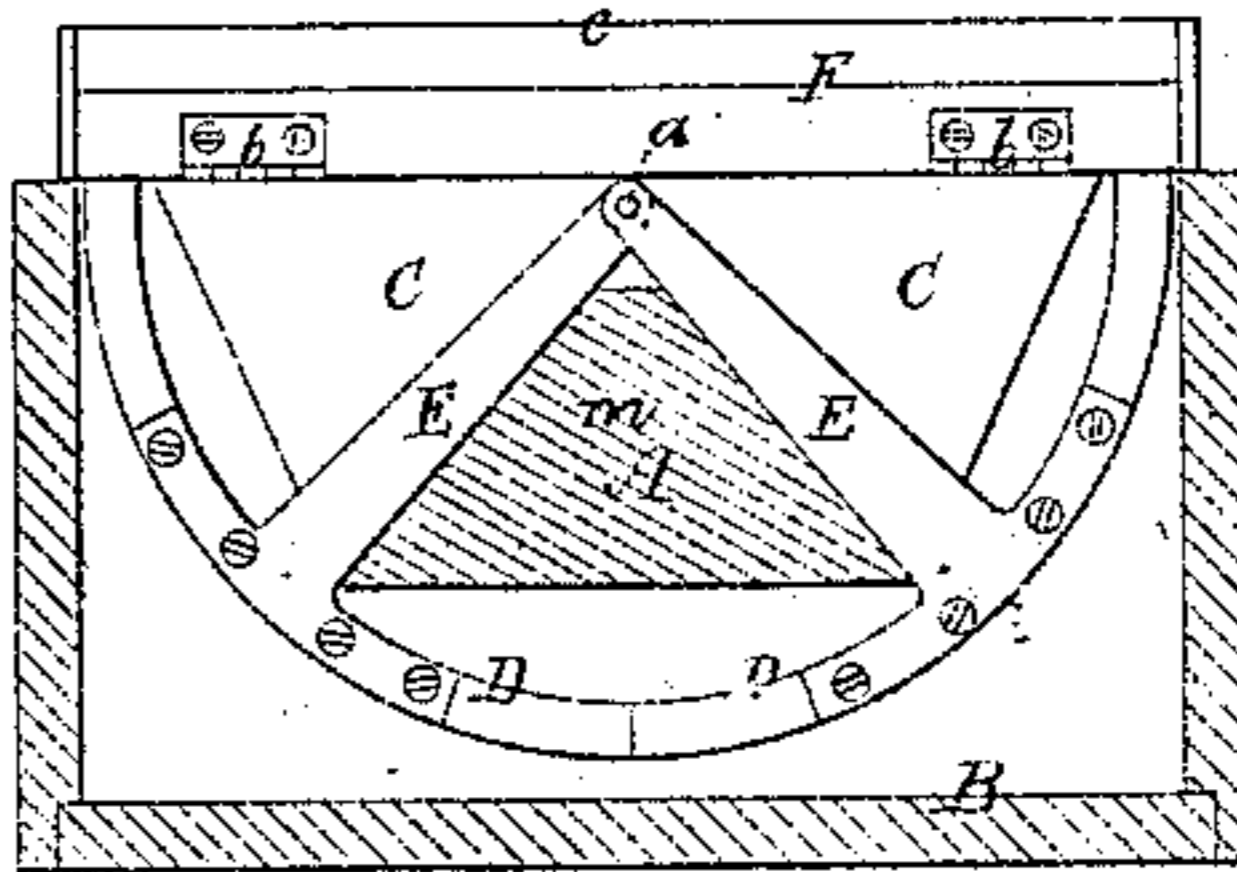
Patented Sept. 1, 1874.



Witnesses
L. N. Piper
L. N. Holden



A. H. Edwards.
by his attorney
R. H. Eddy



UNITED STATES PATENT OFFICE.

ABIAL H. EDWARDS, OF LYNN, MASSACHUSETTS.

IMPROVEMENT IN BURIAL-CASKETS.

Specification forming part of Letters Patent No. 154,656, dated September 1, 1874; application filed July 23, 1874.

To all whom it may concern:

Be it known that I, ABIAL H. EDWARDS, of Lynn, of the county of Essex and State of Massachusetts, have invented a new and useful Improvement in Burial-Cases; and do hereby declare the same to be fully described in the following specification, and represented in the accompanying drawings, of which—

Figure 1 is a top view; Fig. 2, a side elevation, and Fig. 3 an end view, of one of my new or improved burial-cases, as closed. Fig. 4 is a top view; Fig. 5, a longitudinal section, and Fig. 6 a transverse and central section, of it, as open. Fig. 7 is a transverse section of it taken between one end of its tray, and the next adjacent end of the case.

My invention consists of a burial-casket having two hinged end covers and a box provided with a tray and two quadrantal or side covers, the said end covers, and the box, being provided with devices for sustaining the end covers in horizontal positions, when in such, all being as hereinafter explained.

I am aware that a burial-case having a tray or box, and two curved movable tops, constitutes the subject of the United States Patent No. 139,465, but in this case the movable ends are quadrantal, and fixed to and turn with the covers, whereas in my casket the end covers are semicircular, and are separate from the top covers, and are hinged to the body or box, so as to be capable of being turned from vertical down to horizontal positions, or, vice versa, the curved top or side covers being fixed to the body or box by arms pivoted thereto, the whole being productive of advantage, as hereinafter set forth.

In such drawings, A denotes the tray for receiving the corpse, such tray when duly prepared being upholstered and properly cushioned. It is arranged within a box or case, B, the two being connected at their ends with spaces C C between such ends and on the flanks of the connections *m m*. There is also between the sides of the tray and those of the case a space for reception of two curved covers, D D, arranged as shown. Each of these covers has two radial arms, E E, extended from its ends, such arms at their inner ends working on centers or joint-pins *a a*, which, with the arms, are disposed within the spaces

C C, the whole being so that the covers may either be turned down into the positions shown in Figs. 4 and 6, or raised up into those denoted in Figs. 1 and 2. There are hinged to the ends of the case B two semicircular end caps or covers, F F, their hinges being shown at *b b*, and so arranged as to admit of the covers being turned from the positions shown in Figs. 4 and 5 up into vertical positions, so as to be directly over the ends of the case, each cover F being provided with a flange or lip, *c*, projecting from it at its periphery, in manner as shown. These lips overlap the side covers D D at their ends when all the covers are raised to their highest positions, the covers F F, under such circumstances, serving to close the openings at the ends of the covers D D. Plates G G, in the form of parallelograms, and arranged in like formed recesses in the upper edges of the ends of the case, and to turn on pivots *d d*, serve when the said covers F F are raised up into horizontal positions to hold them therein, by being turned around underneath them.

The object of so raising the covers F F, and supporting them in horizontal positions, is to admit of their being used as means for sustaining vases, wreaths, or bouquets of flowers during funeral services over a corpse when in the tray.

In each end cover I arrange, as shown, a slide-bolt, H, which, when the end cover is in its highest position, is to be pushed down into a hole, *h*, in the end of the case, in order that the bolt and the hole may hold the end cover in its elevated position.

There is also such a bolt in one of the side covers, it being shown at I. When the said cover and the next adjacent end cover are in their highest positions, the said bolt I, being slid forward into a recess, *i*, in the end cover, will serve to hold up the side cover. A hook, *k*, applied to the other side cover, and hooked upon or into a stud, *l*, applied to its fellow cover, as shown, will, when the two side covers are raised, hold the first one in its elevated position.

With a burial-case so made, a corpse may be either fully exposed to view, or entirely incased so as not to be visible.

As the case, when open, is in height only

about half that of an ordinary coffin or casket, it will be seen that it can be boxed and transported from where made to the place of use, or that of sale, at much less expense than such coffin or casket.

I claim—

The improved burial case, substantially as described, consisting of the box B, the tray A, and the covers D D, arranged and applied

together, as set forth, in combination with the semicircular end covers F F, hinged to the box B, all being to operate substantially in manner as specified.

ABIAL H. EDWARDS.

Witnesses:

R. H. EDDY,

J. R. SNOW.