

E. H. TULLIS.
Fruit-Box Holders.

No. 154,103.

Patented Aug. 11, 1874.

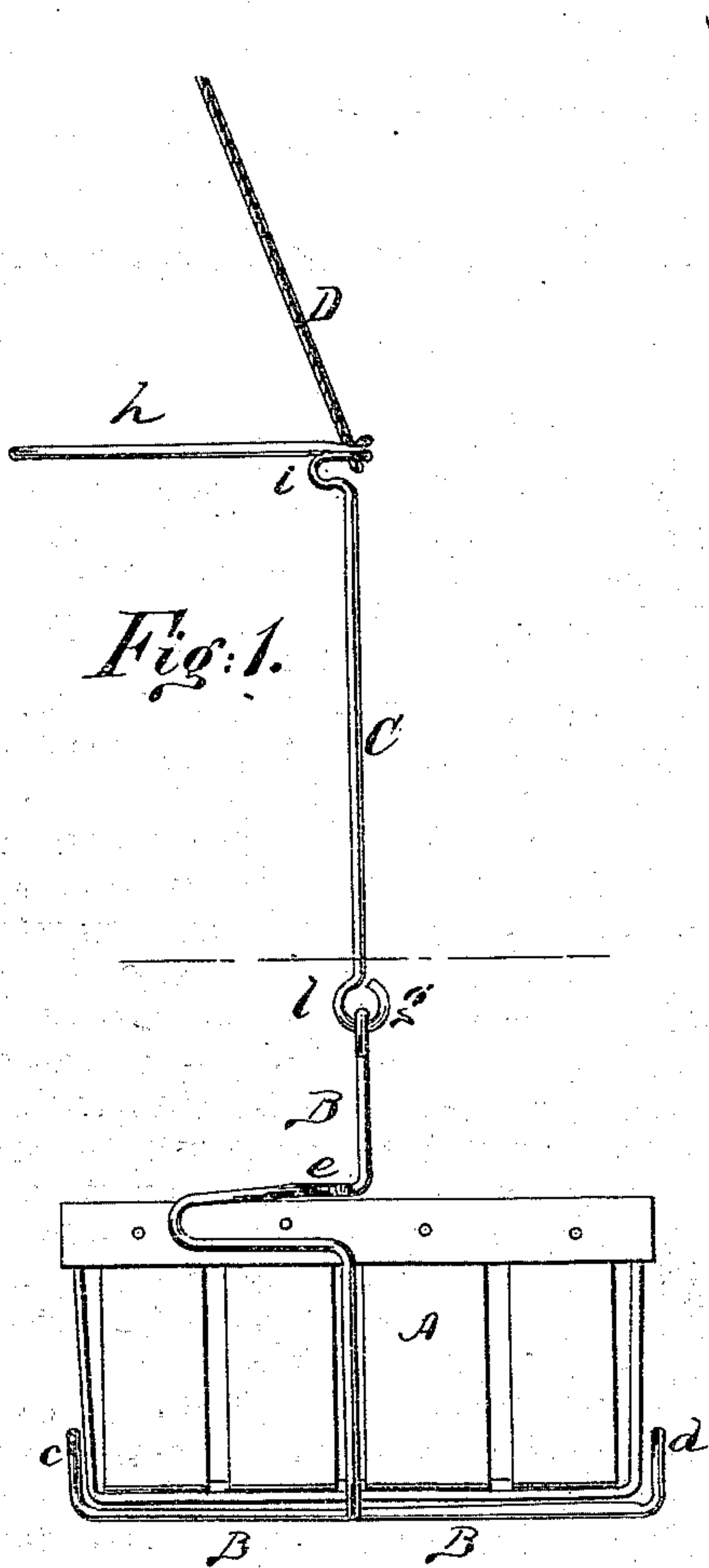


Fig. 1.

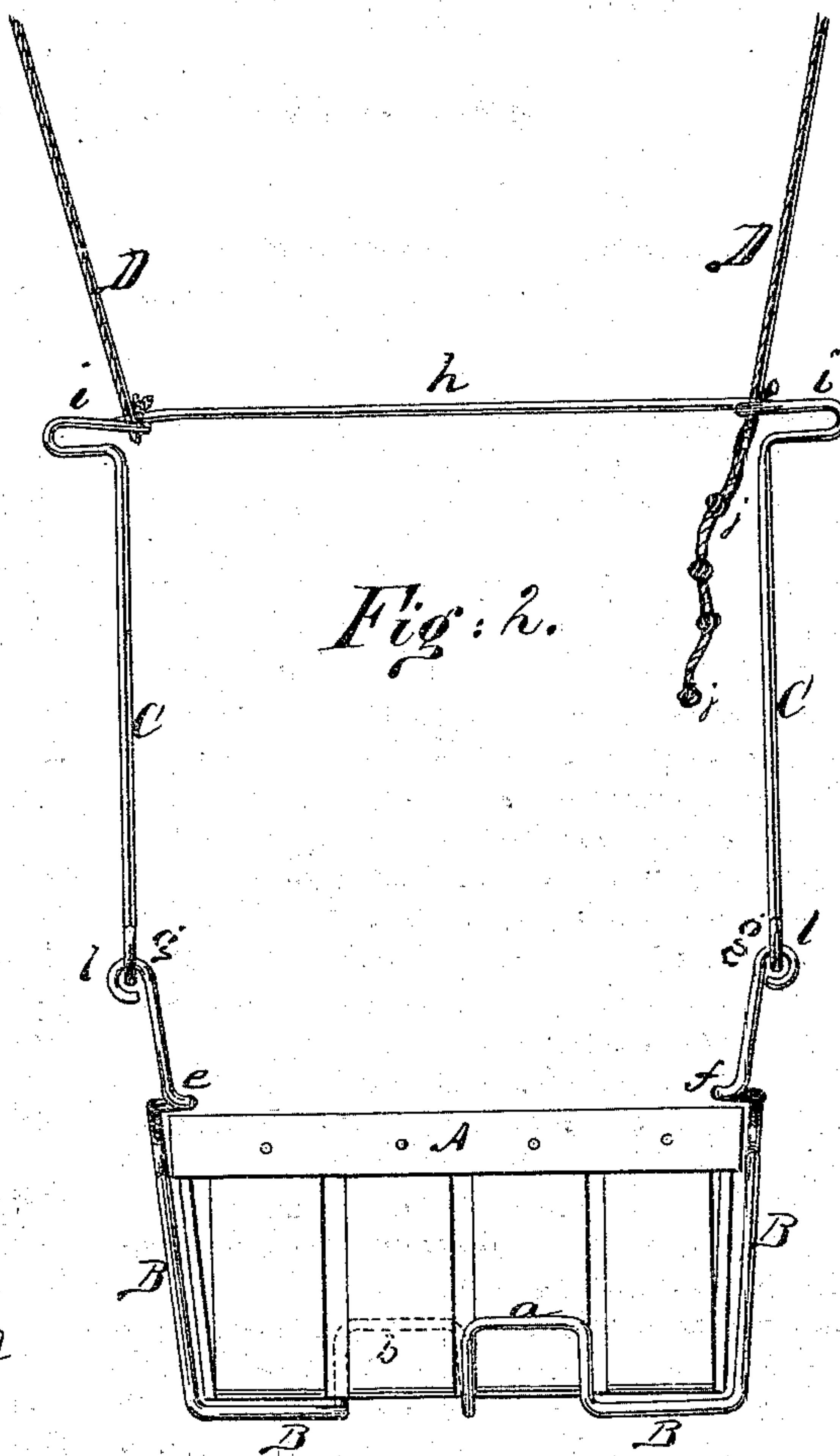
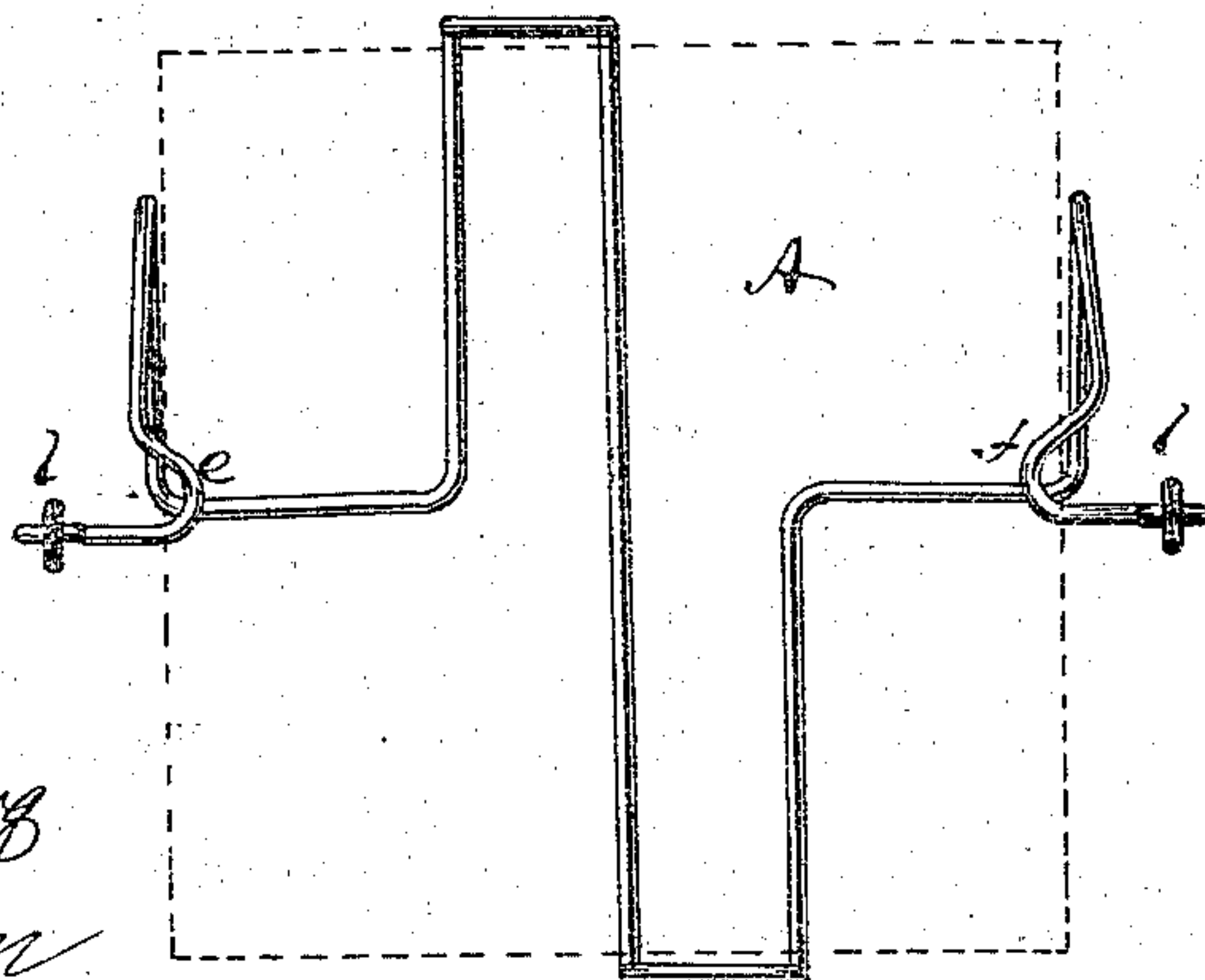


Fig. 2.

Fig. 3.



WITNESSES:

H. L. Mattenberg
C. Johnson

INVENTOR:

E. H. Tullis
BY *[Signature]*

ATTORNEY.

UNITED STATES PATENT OFFICE.

ERR. H. TULLIS, OF EAST FAIRFIELD, OHIO.

IMPROVEMENT IN FRUIT-BOX HOLDERS.

Specification forming part of Letters Patent No. **154,103**, dated August 11, 1874; application filed May 26, 1874.

To all whom it may concern:

Be it known that I, **ERR. H. TULLIS**, of East Fairfield, in the county of Columbiana and State of Ohio, have invented a new and useful Holder for Fruit-Boxes, &c.; and that the following is a full, clear, and exact description of the same, reference being had to the accompanying drawings, and to the letters of reference marked thereon, making a part of this specification.

This invention has for its object a device for suspending fruit-boxes, &c., about the person when the fruit is being gathered; and the invention consists in a metallic suspending device, constructed and arranged in the manner hereinafter described.

In the accompanying sheet of drawings, Figure 1 is an end view of my invention, having fruit-box fitted therein; Fig. 2 a side view, and Fig. 3 a plan view of same.

Similar letters of reference indicate like parts in the several figures.

A represents a fruit-box, which may be of any suitable size, form, and material. This box is supported by a wire frame-work, B, which is so formed as to hold the box firmly in position. This is accomplished by bending the wire so as to form stops *a b*, which prevent the box from slipping out, either backward or forward, and also stops *c* and *d*, which prevent the box from slipping out side-wise, and also forming the ears *e f*, which rest on the edge of the box and prevent it from slipping upward, and at the same time clamp the box within the frame. The bottom and ears of the frame-work B are so constructed as to adapt themselves to a great variety in form of containing-vessel. The various stops and clamps above named are formed from one piece of wire, (as shown in the several figures.) The holder above described is secured to the two projections *g* of the guard C by linking their ends together. This guard has a brace, *h*, terminating above by two ears, *i*. These ears form a continuous connection between the projections and brace, and are made by bending the wire into proper shape. To the ears *i* is secured a cord, D.

My holder being constructed substantially as above described, it is operated by simply placing the box or other receptacle so that the stops *a b* will come one before and one behind the bottom of the same, and the stops *c* and *d* one on each of its sides, and the ears *e f* resting on its upper edge. In this position the receptacle is held fast. The cord D is passed around the waist of the wearer, and its loose end, which is provided with a series of knots, *j*, is secured to the wire-guard C by slipping it into one of the ears *i*, in which position it is retained by the knot *j*; and the guard C, resting against the person of the picker, keeps the box free from contact with him, in which position the receptacle hangs perpendicularly from the guard, by reason of the linked joints *l*, which allow it to accommodate itself to, and maintain under all circumstances, an upright position, a series of knots, *j*, being made in the end of the string to adapt it to the size of the person.

From the foregoing description of my holder it will be seen that a box or basket may be securely and expeditiously attached to the person of the picker, and as readily detached, while both of his hands are left free for picking, and at the same time the box is not liable to be overturned by any unforeseen accident, since the holder is so constructed as to allow it to maintain its upright condition under almost all circumstances.

This fruit-box holder, when made of large size, may have ears formed by continuing the ends of the projection back toward the shoulders of the wearer, to which a cord may be attached, to be passed around the neck.

Having thus described my invention, what I claim as new, and desire to secure by Letters Patent, is—

The hereinbefore-described holder for fruit-gatherers' receptacles, consisting of the stops *a, b, c*, and *d*, and the ears *e f*, in combination with the guard C and cord D.

ERR. H. TULLIS.

Witnesses:

CLEMENT V. CROW,
H. L. WATTENBERG.