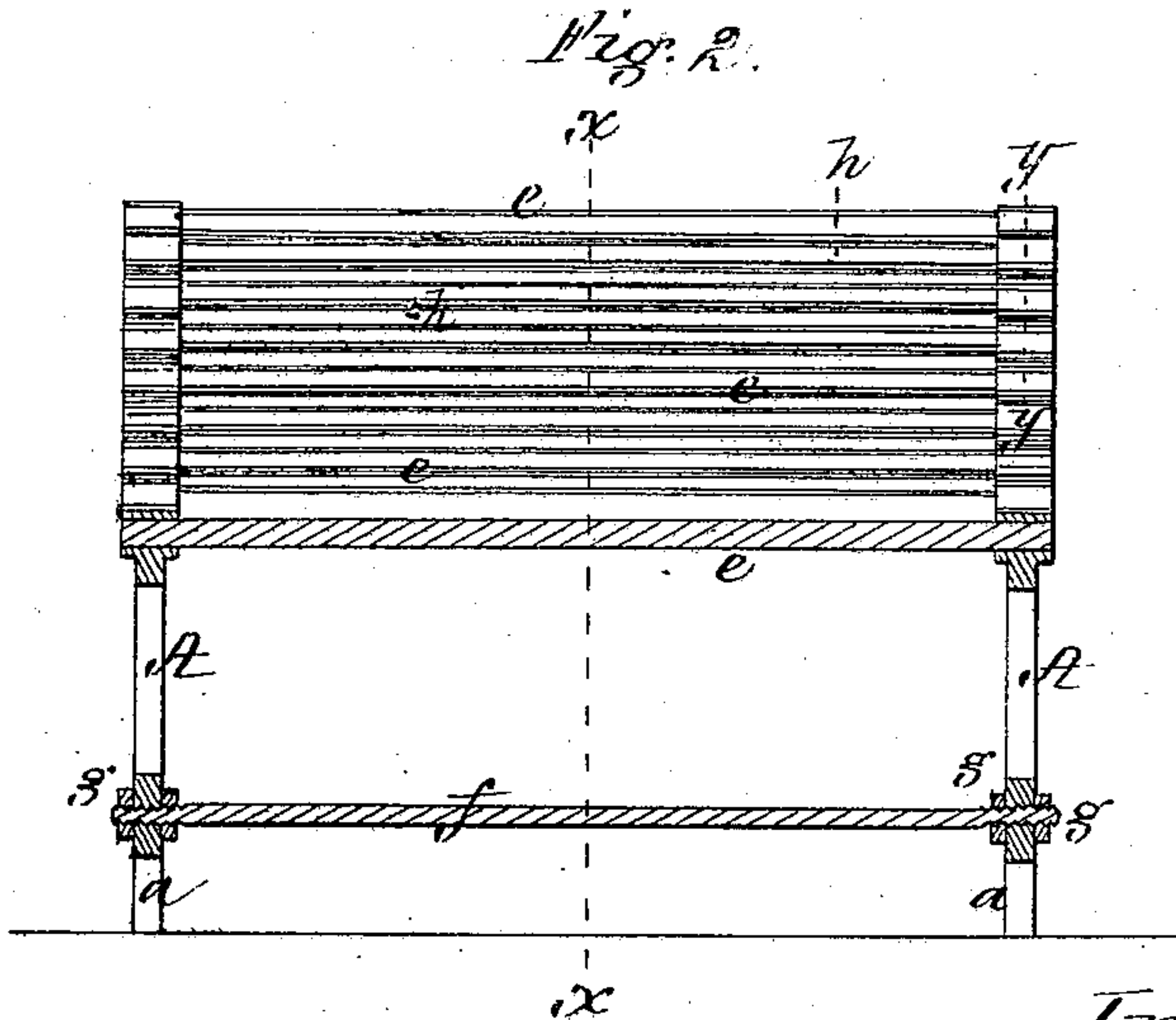
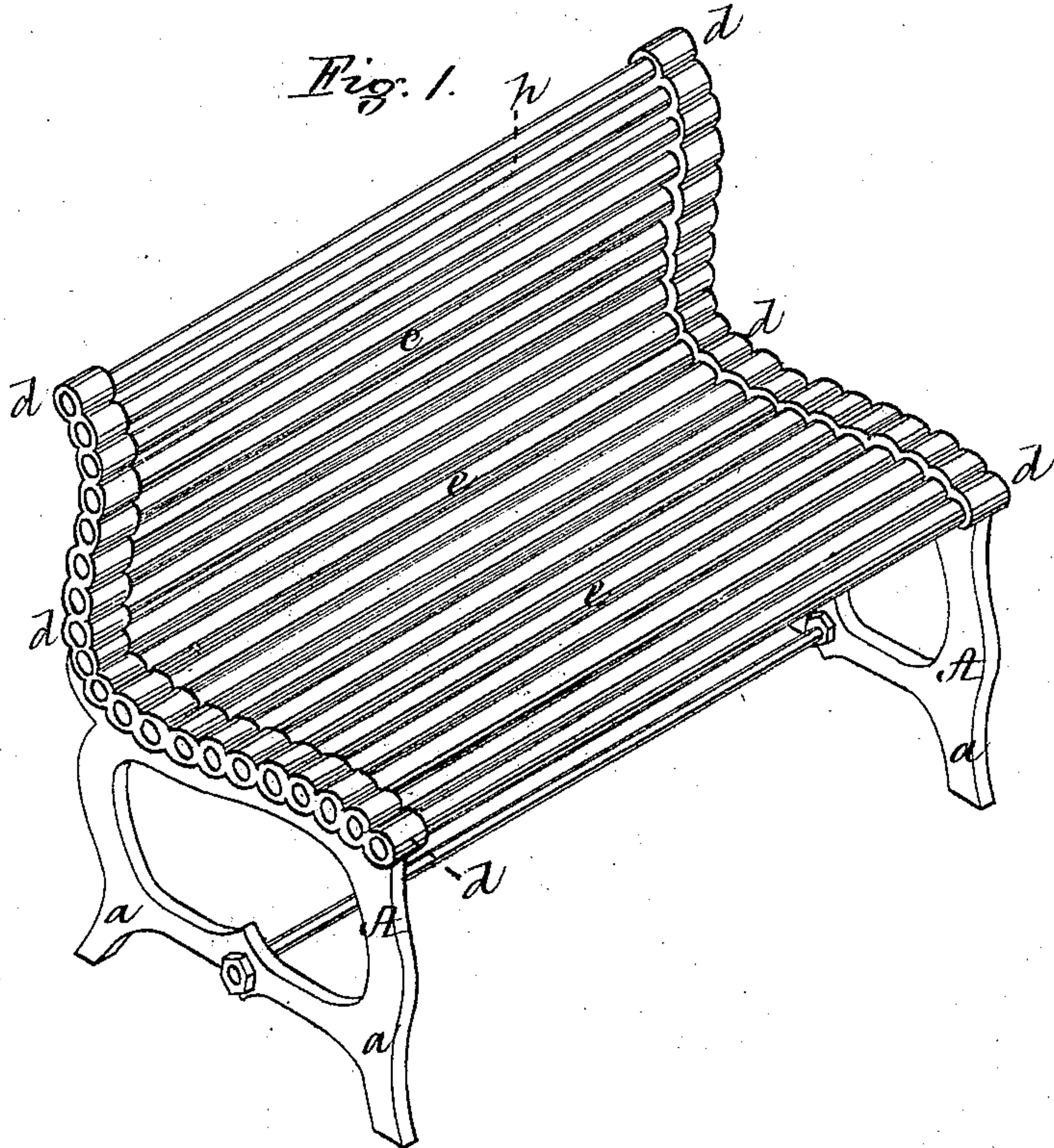


J. L. ROSS.

Seats for Lawns, Schools, &c.

No. 153,019.

Patented July 14, 1874.



Witnesses,
W. J. Cambridge
J. E. Cambridge

Inventor,
Joseph L. Ross,
Per Teschenmacher & Stearns
Attorneys.

J. L. ROSS.

Seats for Lawns, Schools, &c.

No. 153,019.

Patented July 14, 1874.

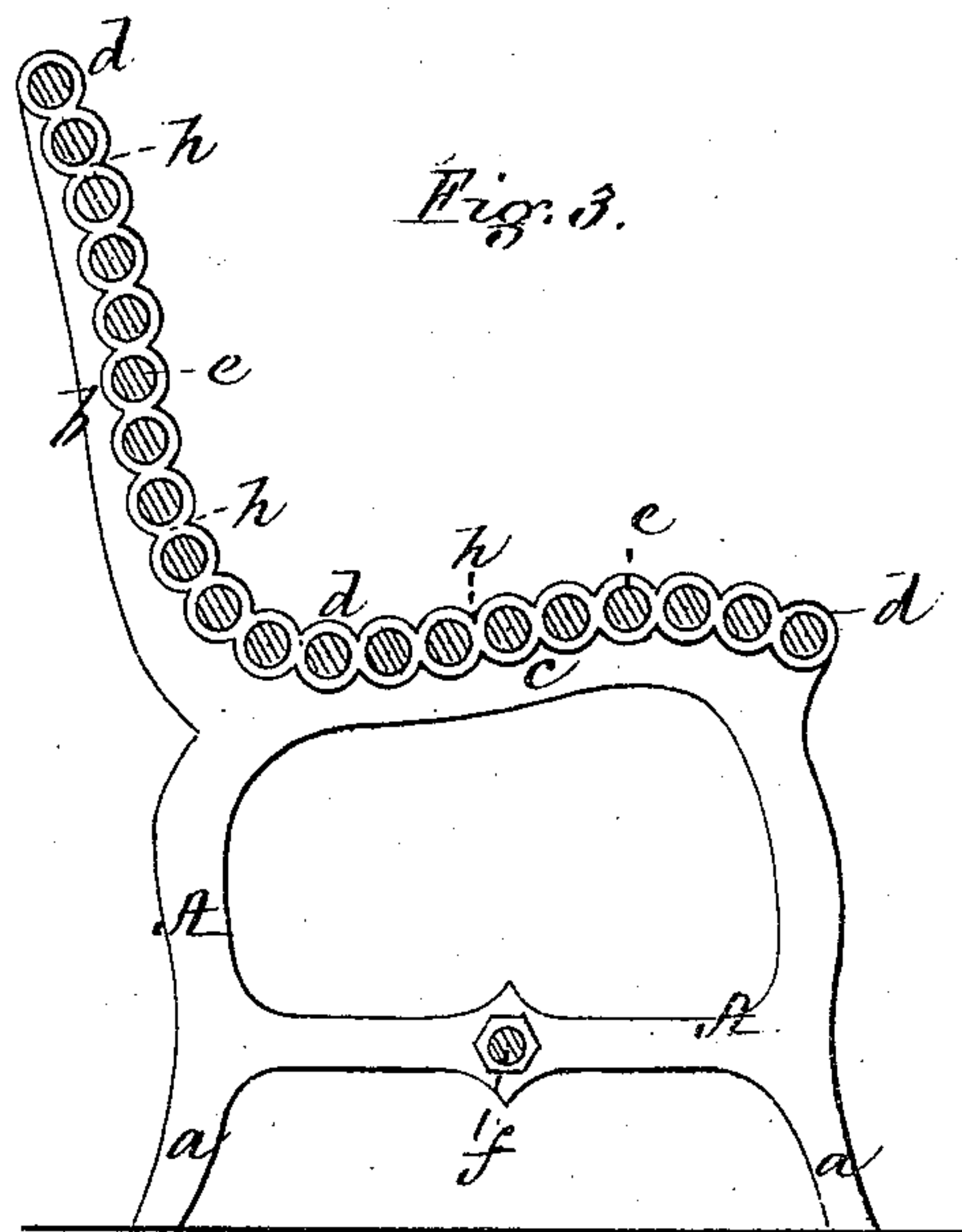


Fig. 3.

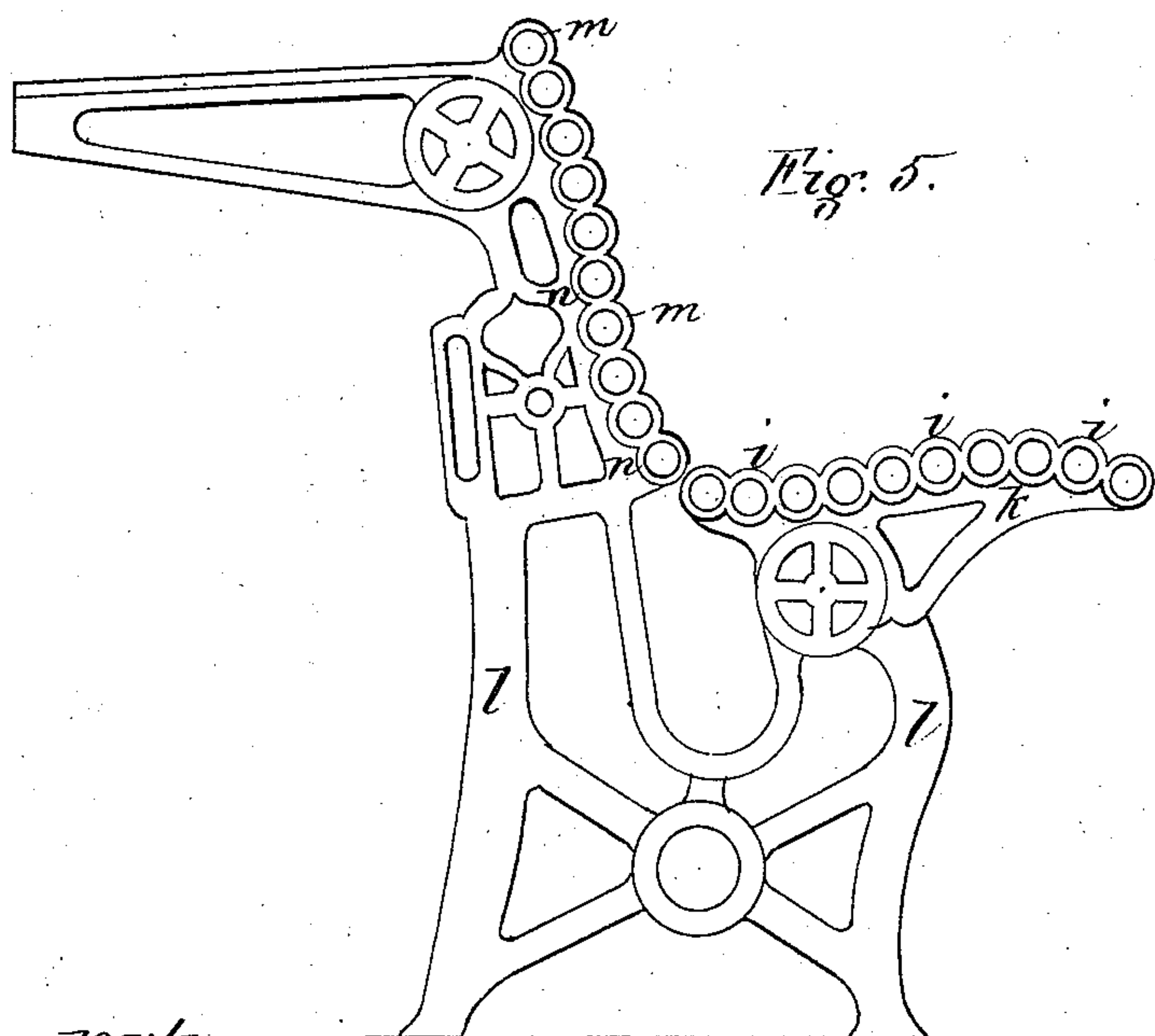
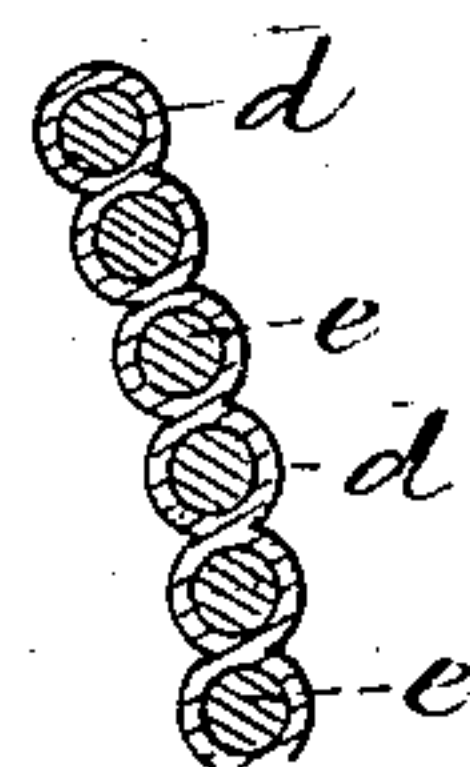


Fig. 5.

Fig. 4.



Witnessed,
W. J. Cambridge.
J. E. Cambridge.

Inventor,
Joseph L. Ross,
Per Teschemacher & Stearns
Attorneys.

UNITED STATES PATENT OFFICE.

JOSEPH L. ROSS, OF BOSTON, MASSACHUSETTS.

IMPROVEMENT IN SEATS FOR LAWNS, SCHOOLS, &c.

Specification forming part of Letters Patent No. **153,019**, dated July 14, 1874; application filed May 28, 1874.

To all whom it may concern:

Be it known that I, JOSEPH L. ROSS, of Boston, in the county of Suffolk and State of Massachusetts, have invented an Improved Seat for Lawns, School-Desks, &c., of which the following is a full, clear, and exact description, reference being had to the accompanying drawings, making part of this specification, in which—

Figure 1 is a perspective view of a lawn-seat constructed in accordance with my invention. Fig. 2 is a longitudinal section through the same. Fig. 3 is a section on the line *xx* of Fig. 2. Fig. 4 is a section on the line *yy* of Fig. 2. Fig. 5 represents my improved seat applied to a school-desk.

My present invention consists in a lawn-seat or seat for school-desks, &c., in which the back or seat, or both, are composed of a series of round, or partially round, rods placed a short distance from each other, the rods extending the entire length of the seat, and fitting into separate and independent sockets of corresponding form in the frames of the seat, by which construction a durable, elastic, and comfortable seat is provided, of unique form, upon which water will not remain, as it will readily run off the rounded surfaces of the rods, and through the spaces between them, thus making the seat particularly applicable for lawns and other situations where it is exposed to the weather.

To enable others skilled in the art to understand and use my invention, I will proceed to describe the manner in which I have carried it out.

In the said drawings, *A A* represent two metallic frames, each of which is composed of two legs, *a a*, an upright portion, *b*, forming its back, and a portion, *c*, slightly inclined from the horizontal, the legs *a a* and portions *b* and *c* being cast in one and the same piece. Also, cast in the same piece with the legs *a a* and portions *b* and *c*, are a series of separate and independent circular sockets, *d*, formed on the front of the portion *b* and at the top of the portion *c*, these sockets being for the reception of the ends of a series of circular wooden rods, *e*, extending longitudinally across the seat between and through the

frames *A A*, the latter being connected together and held in an upright position by means of a longitudinal screw-rod, *f*, over which turn nuts *g*, the ends of the wooden rods *d* being secured in the sockets by screws or pins, if desired. A space, *h*, is left between every two contiguous rods corresponding to the thickness of the metal partition between two contiguous sockets, by which construction, when the seat is placed outside and exposed to the weather, the rain will readily run off the rounded surfaces of the rods down through the spaces *h* between them, and the seat will be comparatively if not quite dry, whereas a lawn-seat whose slats are flat and rectangular in cross-section will allow the water to remain thereon for a greater length of time, and will not be dry enough to sit on as soon after rain as my improved lawn-seat composed of round rods.

A seat constructed in accordance with my invention may be used to advantage for the back and seat of a school or other desk, or for a chair or settee, and the form of the rod, instead of being circular or curved throughout its entire cross-section, may be curved for a portion only of its transverse surface as long as the curved portion be placed on the upper side of the seat, or on the front side of the back.

A seat composed of partially round rods will answer well for the back and seat of school-desks; but where a seat is to be used on a lawn or other locality exposed to rain, I prefer to use rods whose exterior surfaces are round or curved throughout in cross-section.

From the foregoing, it will be seen that a seat constructed as described possesses lightness, strength, elasticity, and durability, and is of unique form, beside being especially adapted for situations exposed to the weather.

In the application of my invention to the seat and back of a school-desk, I intend to form the sockets *i* of the seat-rods in a frame, *k*, Fig. 5, pivoted at or near the top of the front of the stationary frame *l*, and form the sockets *m* of the back rods in the stationary upright portion *n* of the frame *l*, so that the seat may be thrown up against the back when not required for use.

What I claim as my invention, and desire to secure by Letters Patent, is—

A seat for lawns, school-desks, &c., composed of round, or partially round, wooden rods placed a short distance apart, and extending the entire length of the seat, the rods fitting into separate and independent sockets of corresponding form in the frames of the

seat, substantially as and for the purpose set forth.

Witness my hand this 23d day of May, A. D. 1874.

JOSEPH L. ROSS.

In presence of—

N. W. STEARNS,

P. E. TESCHEMACHER.