

L. WALTER.  
Ox-Yokes.

No. 152,025.

Patented June 16, 1874.

Fig. 1.

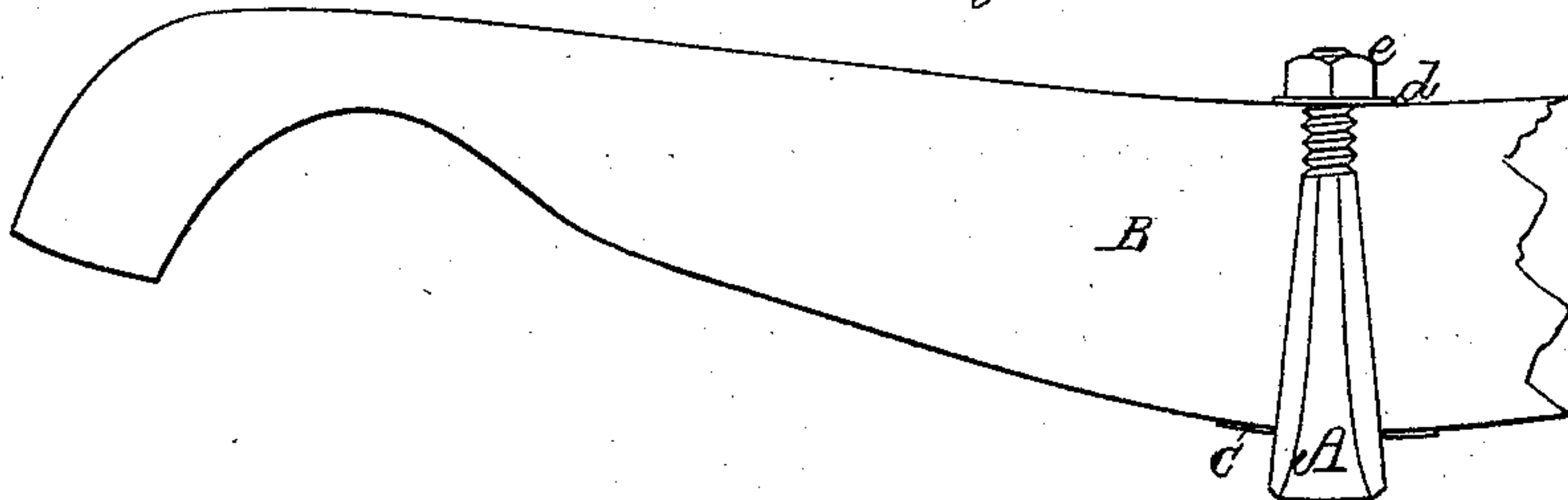


Fig. 2.

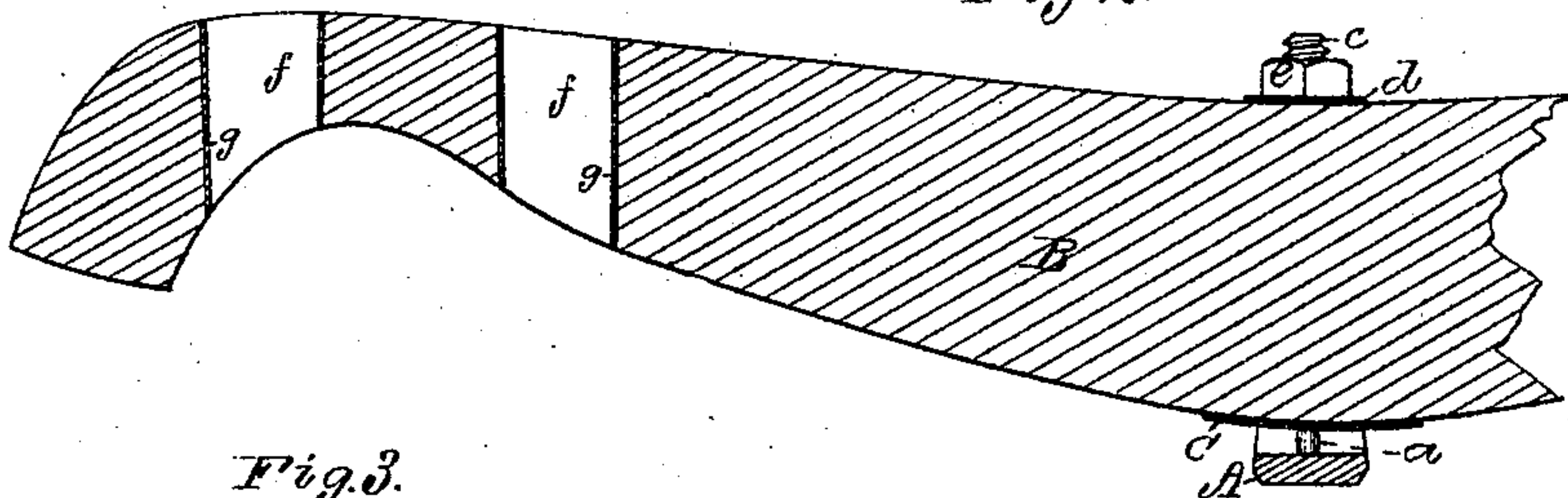


Fig. 3.

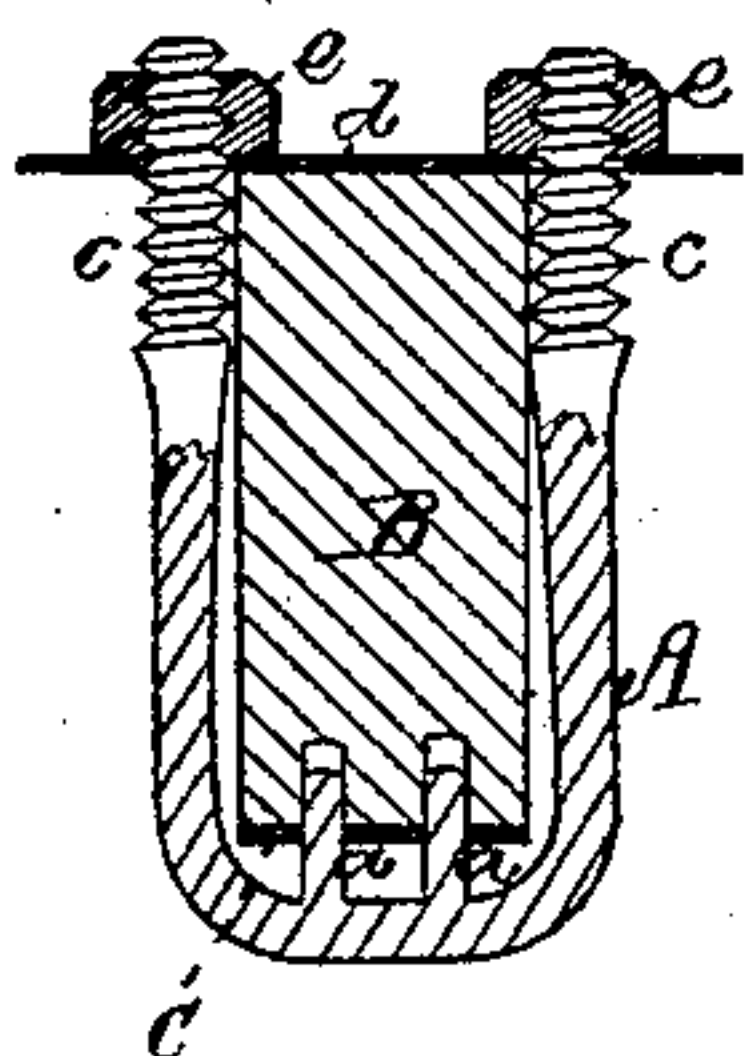


Fig. 4.

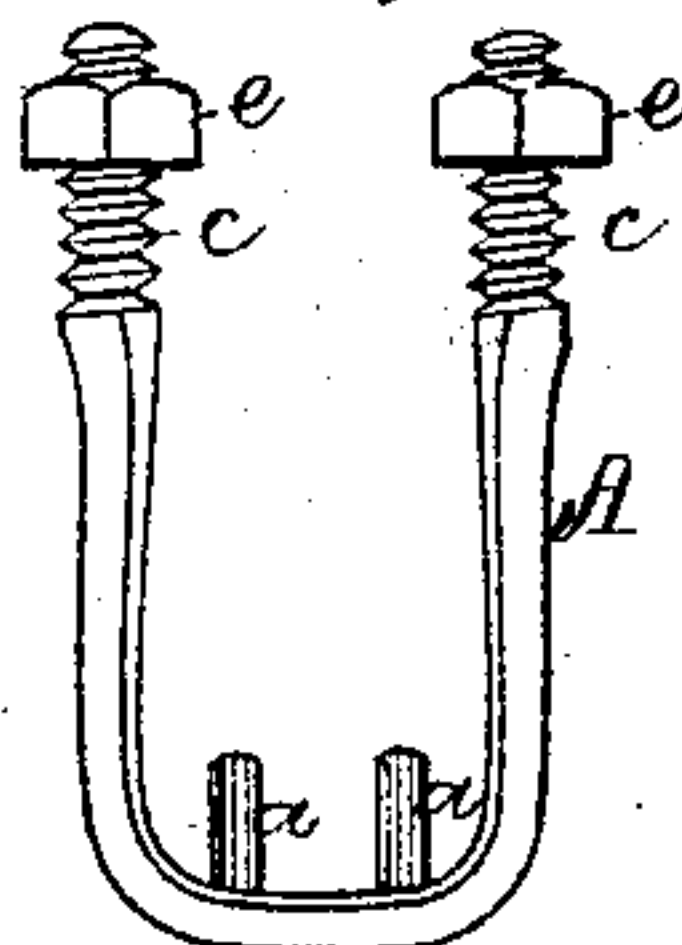



Fig. 5.



Witnesses.

S. W. Piper

L. N. Miller

Lemuel Walter.

by his attorney

R. W. Brady

# UNITED STATES PATENT OFFICE.

LEMUEL WALTER, OF EAST BURKE, VERMONT.

## IMPROVEMENT IN OX-YOKES.

Specification forming part of Letters Patent No. **152,025**, dated June 16, 1874; application filed December 3, 1873.

*To all whom it may concern:*

Be it known that I, LEMUEL WALTER, of East Burke, of the county of Caledonia and State of Vermont, have invented a new and useful Improvement in Ox-Yokes; and do hereby declare the same to be fully described in the following specification and represented in the accompanying drawing, of which—

Figure 1 is a side elevation, Fig. 2 a longitudinal section, and Fig. 3 a transverse section, of a yoke provided with my invention. Fig. 4 is a side view of the staple as detached from the body of the yoke. Fig. 5 is an under-side view of such body.

In carrying out my invention I provide the pole-ring staple A of the body part B of the yoke with two or more studs, to extend up from its lower part in manner as shown at *a* in Fig. 4; and, furthermore, I provide the yoke-body, not only at its middle, but on opposite sides thereof, with mortises to receive such studs. In Fig. 5 of the drawings the middle mortises are shown at *b b*, and those on opposite sides of the middle ones are represented at *b' b'*. In order to strengthen the yoke-body where the mortises are I apply or fix to it a metallic plate, C, having such mortises made in or through it, in whole or in part. The legs of the staple are furnished with screws *c c*, to go through a cross-plate, *d*, and receive nuts *e e*, all being arranged together, and relatively to the body of the yoke, in manner as represented. The holes *f f*, for reception of each of the bows, I usually bush with metal, as shown at *g*.

By means of the studs and mortises, arranged with the staple and yoke-body in manner as set forth, the pole-ring may be arranged at the middle of the yoke, or a short distance aside therefrom on either side of such middle, whether longitudinally or transversely of the yoke.

In case when one ox may be stronger than the other, or exert a greater force on the yoke, the staple may be set aside of the middle, so as to afford the stronger animal less leverage on the yoke. So in case when the animals may carry their heads high or low while pressing on the yoke, the ring may be arranged between the studs, or in advance or in rear of them, as circumstances may require, to cause the yoke to bear properly on the necks of the animals.

By shifting the ring in advance of the studs the yoke will be prevented from rolling up on the necks of the oxen.

The studs also afford advantages in connecting by a chain another yoke of oxen with the staple.

I claim—

The staple A and the yoke-body B, provided, respectively, with the studs *a a* and the mortises *b b b' b' b' b'*, for adjustment of the ring, either transversely or longitudinally of the yoke, all as specified.

LEMUEL WALTER.

Witnesses:

TRUMAN G. BISHOP,  
LYDIA M. BISHOP.