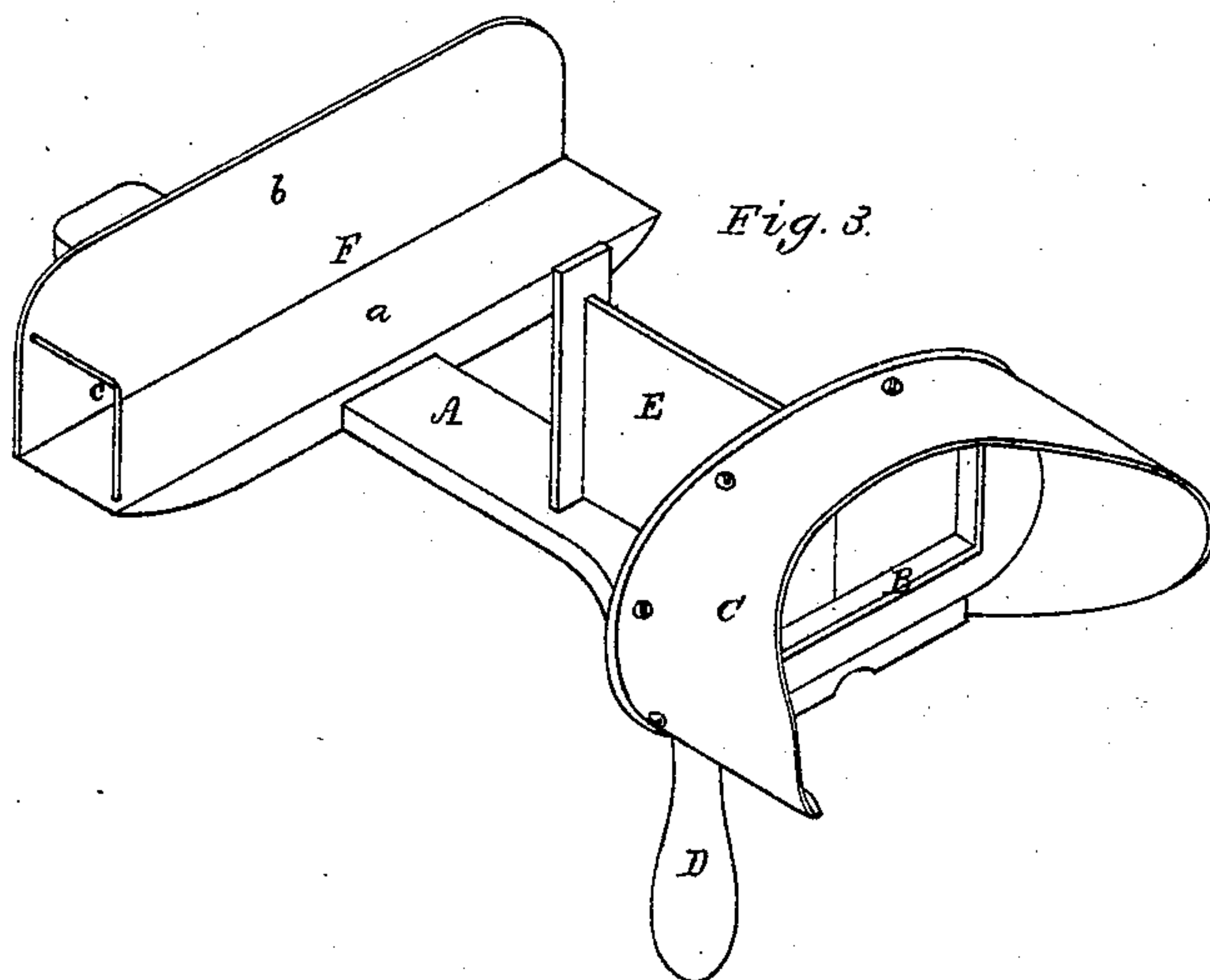
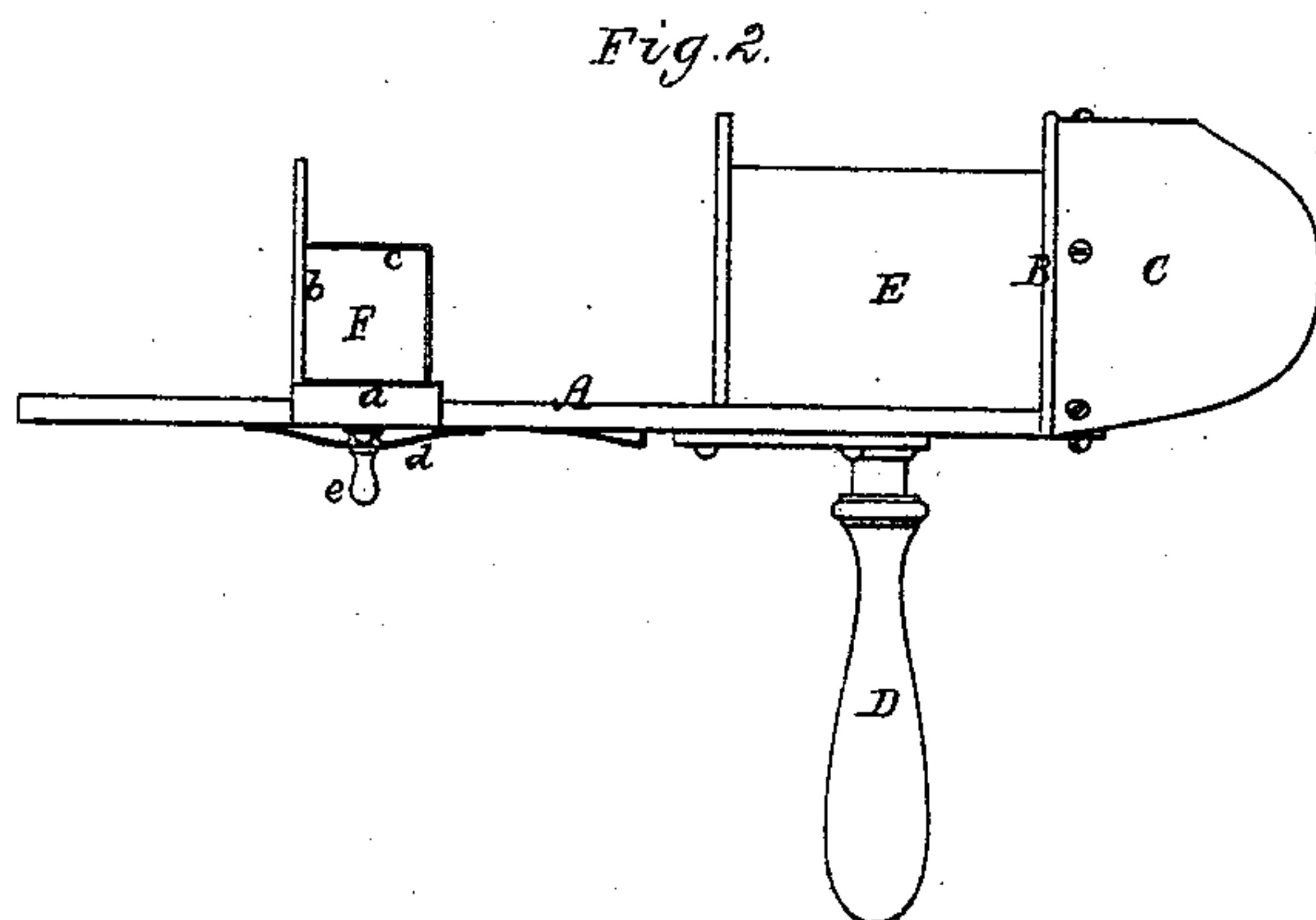
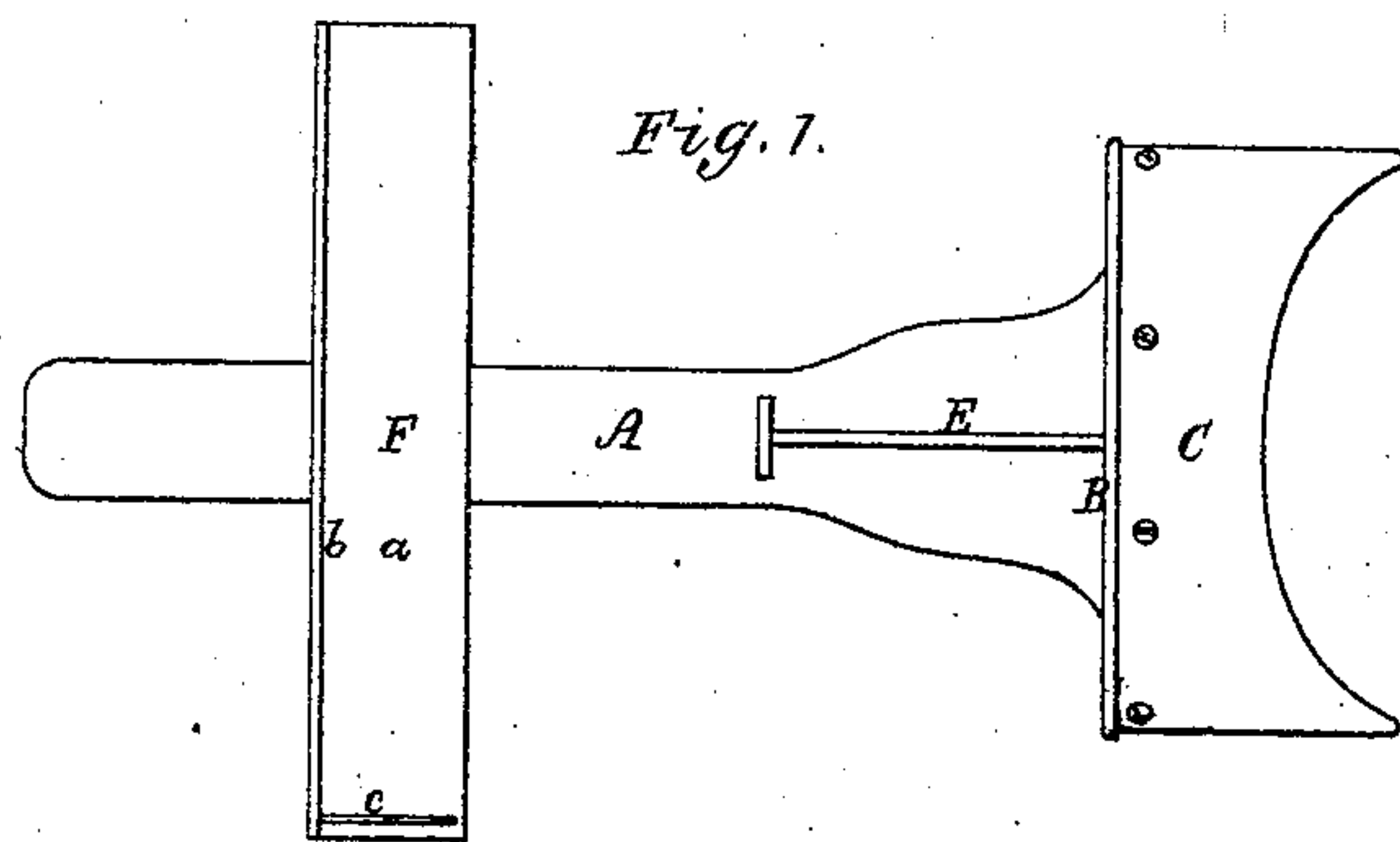


**J. L. BATES.**  
**Picture-Holders for Stereoscopes.**

No. 151,745.

Patented June 9, 1874.



Witnesses

*J. N. Piper.*  
*L. N. H. (leer).*

Joseph L. Bates.

by his attorney

*R. H. Eddy*

# UNITED STATES PATENT OFFICE.

JOSEPH L. BATES, OF BOSTON, MASSACHUSETTS.

## IMPROVEMENT IN PICTURE-HOLDERS FOR STEREOSCOPES.

Specification forming part of Letters Patent No. **151,745**, dated June 9, 1874; application filed May 13, 1874.

*To all whom it may concern:*

Be it known that I, JOSEPH L. BATES, of Boston, of the county of Suffolk and State of Massachusetts, have invented a new and useful Improvement in the Stereoscope; and do hereby declare the same to be fully described in the following specification and represented in the accompanying drawings, of which—

Figure 1 is a top view, Fig. 2 a side elevation, and Fig. 3 a perspective view, of a stereoscope having my improvement.

My invention relates to the picture-slide, which, heretofore, has consisted of a single bar of wood and two wire staples projecting up from it near its ends, each staple near its upper end being bent over at a right angle to the vertical parts of the legs. Such a slide is usually calculated for supporting at once but one picture, which has to be inserted into the staples or withdrawn from them vertically. My improved slide or picture-supporter is calculated to support at once a pack of pictures, and to admit of each of them to be withdrawn from it, or placed upon it, endwise, such being much more convenient to an observer while using the instrument.

In the drawing, A denotes the bar; B, the lens-carrier; C, the eye-shield; D, the handle, and E the screen, applied and arranged as in most stereoscopes. F is the picture supporter or slide, which, in this case, consists of a horizontal plate or board, *a*, a vertical board or rest, *b*, and a wire, *c*, all being arranged as shown. The said wire, bent at right angles and inserted at one end in the board *b*, and at the other in the plate *a*, at or in close proximity with their two next adjacent ends, answers as a gage or stop for the pictures, which, when in proper positions, will at one end of each abut against the horizontal part of the wire. The said slide straddles the bar A, and is provided with a friction-spring, *d*, having a knob, *e*, all being such as are commonly used with the slides of stereoscopes.

I claim—

In the stereoscope, the improved picture slide or supporter F, composed of the two boards *a b* and the single gage *c*, arranged as specified and represented.

JOSEPH L. BATES.

Witnesses:

LANGDON S. WARD,  
J. R. SNOW.