

E. WESTON.

Stocking-Supporter Attachments.

No. 150,116.

Patented April 21, 1874.

Fig. 1.

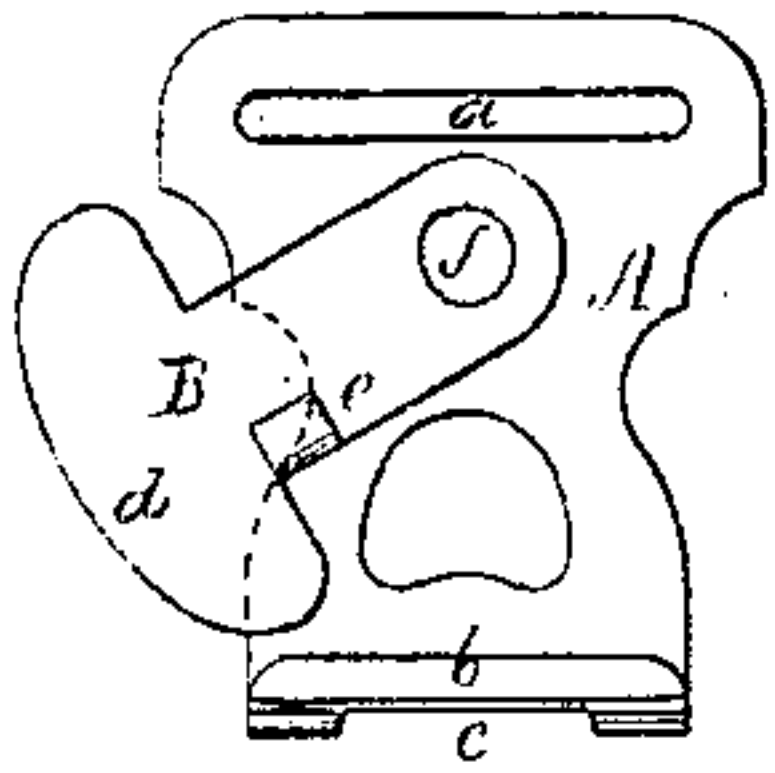


Fig. 2.

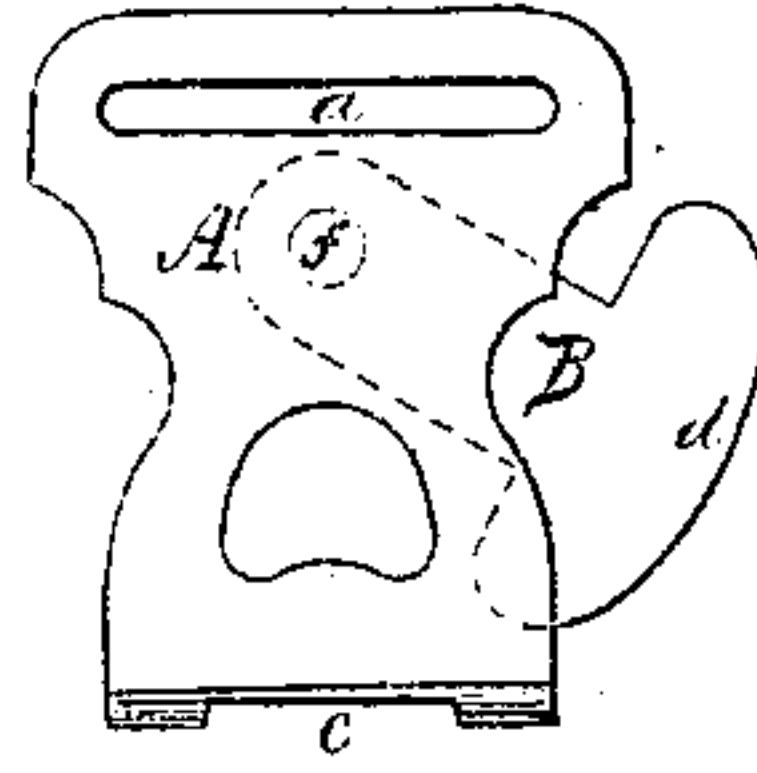
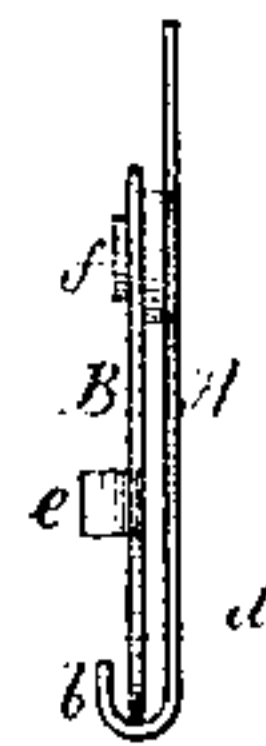


Fig. 4.



Fig. 3.



Witnesses.

S. H. Piper  
L. O. Hölter

Edmund Weston.

by his attorney

R. H. Edsall

# UNITED STATES PATENT OFFICE.

EDMUND WESTON, OF WEST RANDOLPH, VERMONT.

## IMPROVEMENT IN STOCKING-SUPPORTER ATTACHMENTS.

Specification forming part of Letters Patent No. **150,116**, dated April 21, 1874; application filed January 3, 1874.

*To all whom it may concern:*

Be it known that I, EDMUND WESTON, of West Randolph, of the county of Orange and State of Vermont, have invented a new and useful Stocking-Supporter Attachment; and do hereby declare the same to be fully described in the following specification and represented in the accompanying drawing, of which—

Figure 1 is a front elevation, Fig. 2 a rear view, Fig. 3 an edge elevation, and Fig. 4 a bottom view, of it.

In such drawings, A denotes the body part of the attachment, it consisting of a metallic plate, formed as shown, and provided, near its upper edge, with a slot, *a*, and being, at or near its lower end, turned up or furnished with a flange or troughed lip, *b*, in which a slot or hole, *c*, is or may be made, all being as shown in the drawings. To the said body there is pivoted, as represented at *f*, a sectoral arm, or an arm, B, furnished with an eccentric or cam, *d*, and also with a projection or knob, *e*, all being as exhibited in the drawings.

In using the attachment, it is to be fastened to an elastic webbing or band, extending from a belt or waistband, such elastic band being passed through the slot *a*, as is the case with other attachments for like purposes. A stock-

ing to be held by the attachment is to have its upper part laid or lapped upon the lip or flange *b*, after which the arm B is to be turned down upon the stocking, so as to pinch it between the lip and the end or cam *d* of the arm. The cloth, being forced into the slot *c*, will be held the stronger thereby. The lip may be without the slot *c*, but with the slot the hold of the cloth is enhanced. The knob or projection *e* serves to enable a person to readily move the clamp-arm, to either confine the stocking to the part A or release it therefrom, as occasion may require.

Such an attachment is not liable either to wear or tear a stocking, as will an attachment provided with a pin or tongue, which, for securing it to the stocking, has to be run through it.

I claim—

The stocking-supporter attachment composed of the slotted and flanged body A and the locking-arm B, with its cam or projection *d*, all combined, constructed, and arranged substantially as specified.

EDMUND WESTON.

Witnesses:

R. H. EDDY,  
J. R. SNOW.