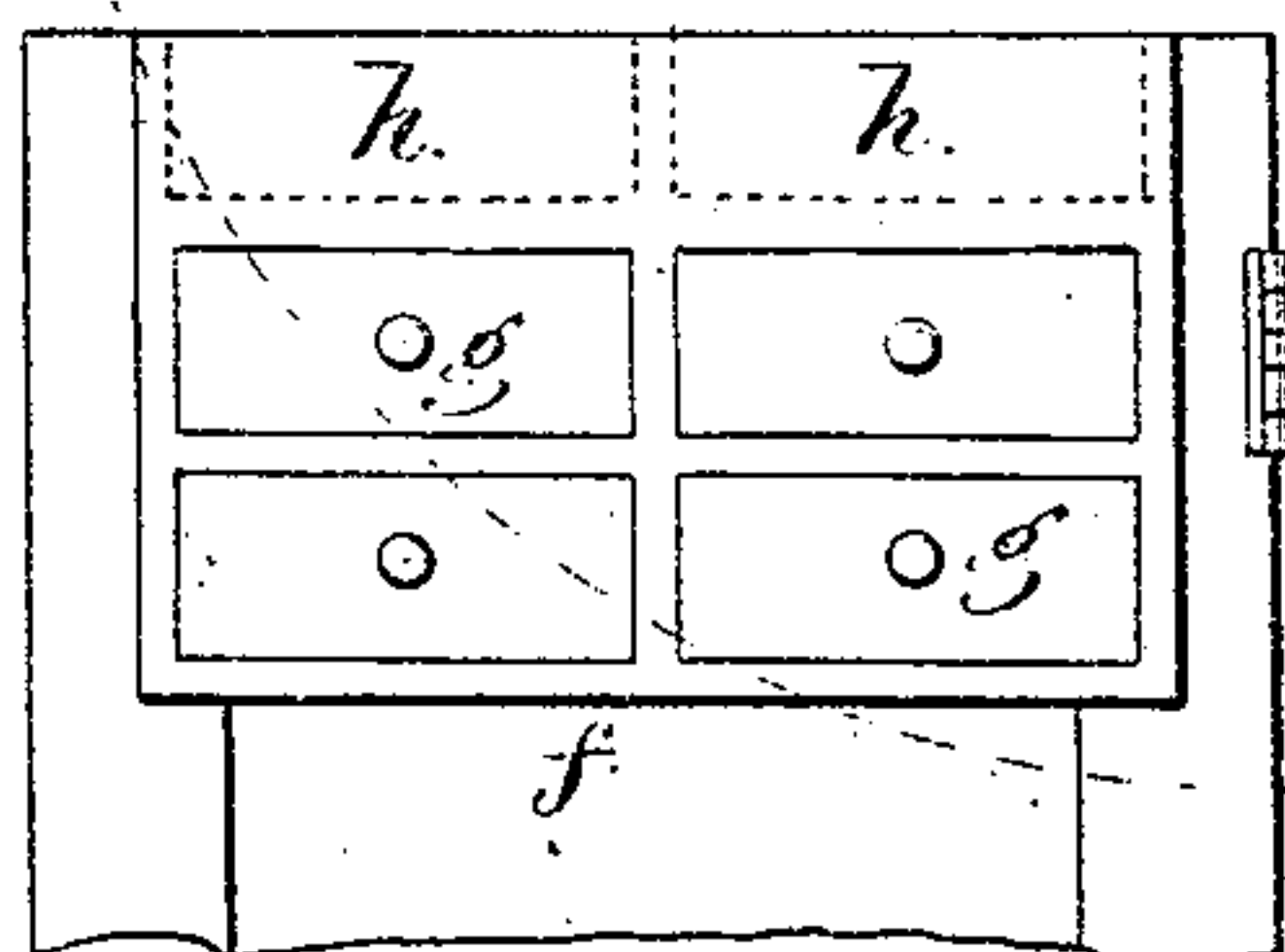
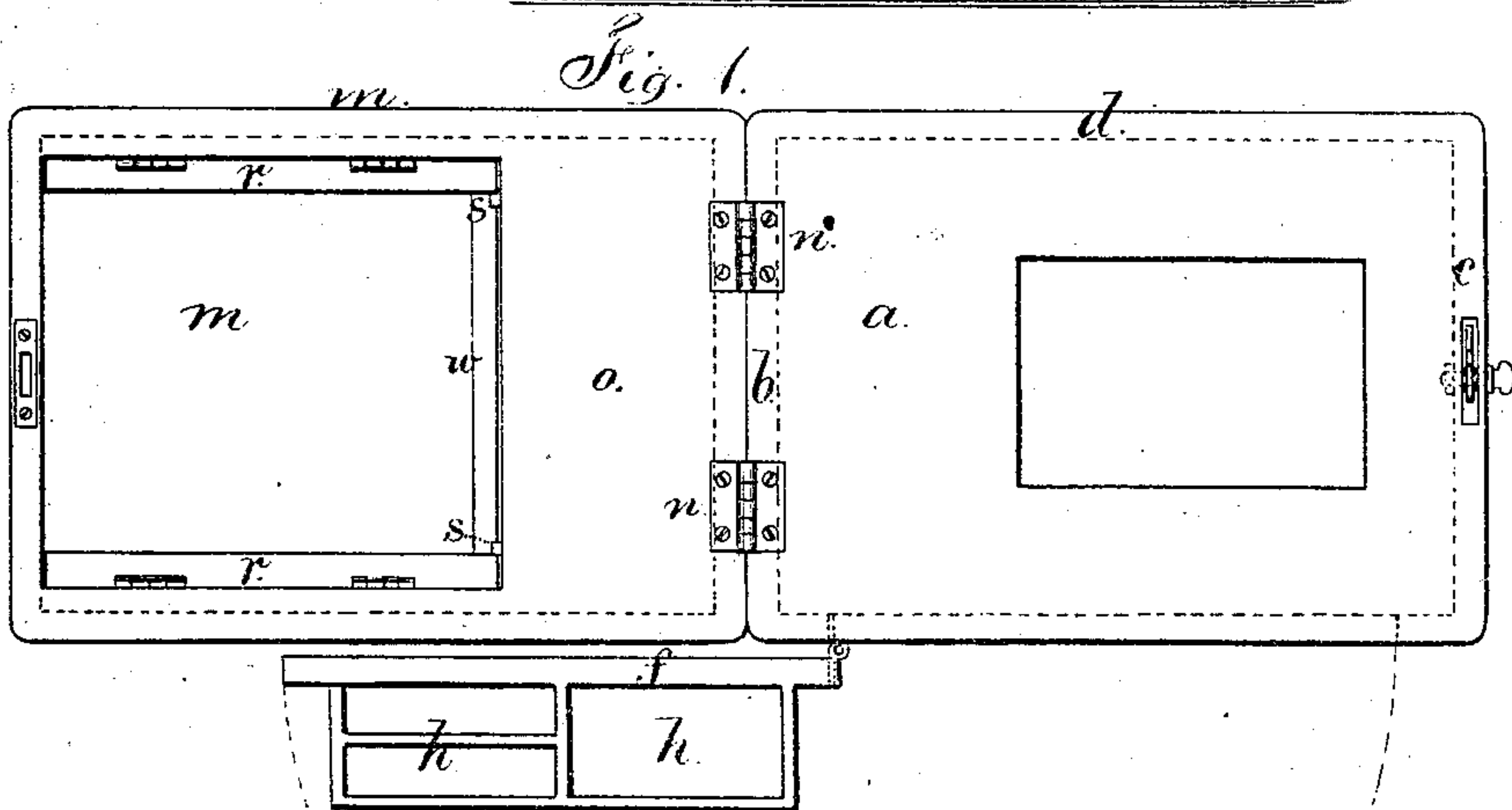
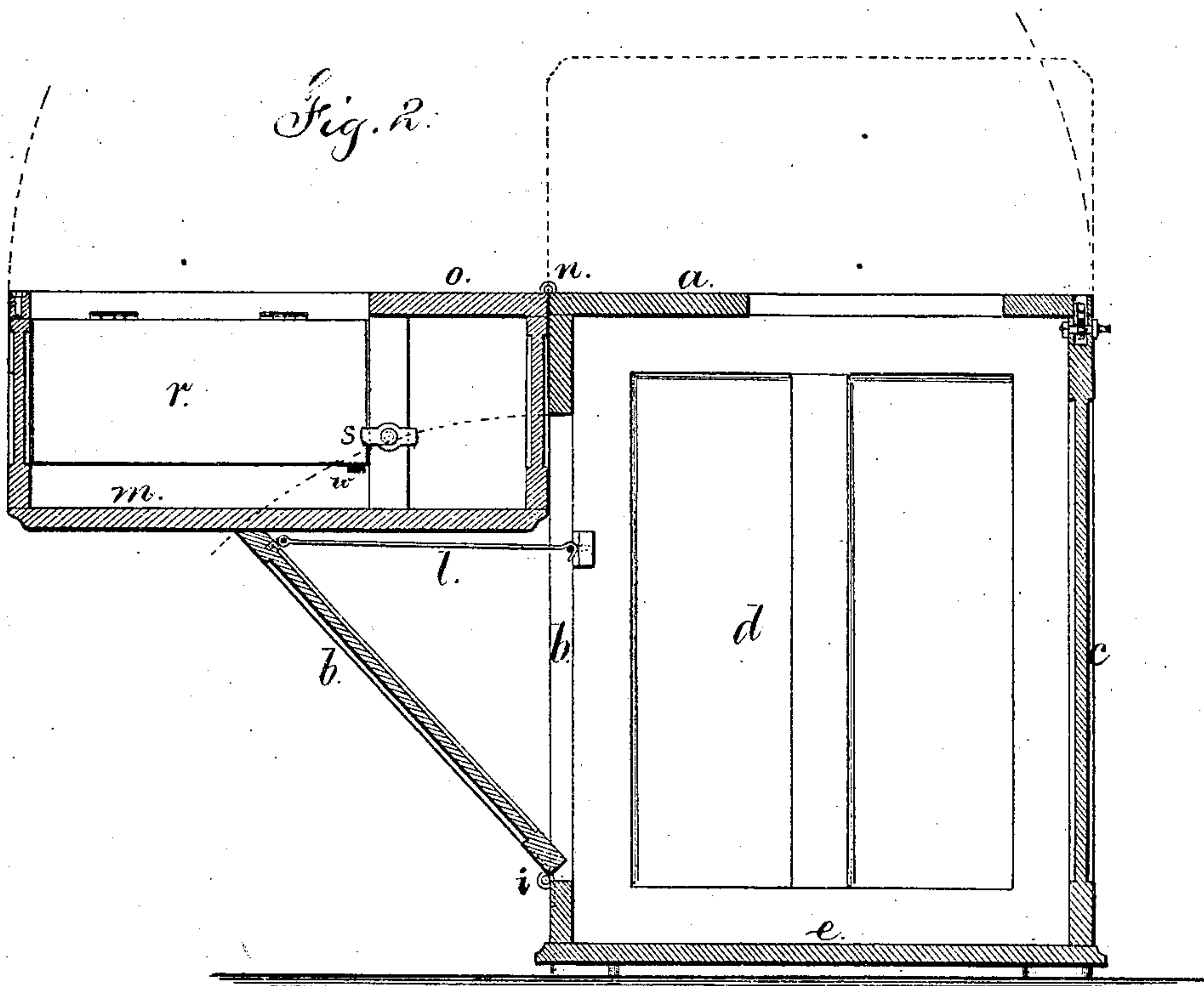


G. RANGE.

Cabinet Cases for Sewing-Machines.

No. 149,155.

Patented March 31, 1874.



Witnesses

Chas. H. Smith  
H. A. Serrell

Inventor

Gustav Range

per L. W. Serrell  
attys

# UNITED STATES PATENT OFFICE.

GUSTAV RANGE, OF NEW YORK, N. Y.

## IMPROVEMENT IN CABINET-CASES FOR SEWING-MACHINES.

Specification forming part of Letters Patent No. 149,155, dated March 31, 1874; application filed December 11, 1873.

### CASE B.

*To all whom it may concern:*

Be it known that I, GUSTAV RANGE, of the city and State of New York, have invented an Improvement in Cabinet-Cases for Sewing-Machines, of which the following is a specification:

The usual box employed to cover the sewing-machine has in some cases been hinged so as to turn back. This necessitates the removal of the machine sufficiently from the wall to give room for the cover. In many instances the cover is made to disconnect, so that it can be removed.

My improvement is made for increasing the table-surface when the machine-case is open, and for furnishing greater facilities for the work and appliances required with the sewing-machine.

The box-cover is hinged at one side of the table, so that it can be turned over and form an extension of the sewing-machine table; and this cover may be left partially open to form a box for holding work, scissors, cotton, or other appliances required in sewing, or it may be closed by movable leaves to form a table. This cover is supported by a bracket formed by the hinged side of the cabinet-case.

In the drawing, Figure 1 is a plan with the case open and the door swung back. Fig. 2 is a vertical section of the case, and Fig. 3 represents the drawers upon the inner side of the door.

The case is made with the table *a* for the sewing-machine, the sides *b c*, back *d*, bottom *e*, and swinging door *f* of any usual size or ornamentation. Upon the inside of the door *f* are the drawers *g g* and boxes *h* for containing work or any appliances required in sewing by machinery. These drawers and boxes are very convenient of access when the door *f* is swung back. The side *b*, or one panel of the side, is hinged at *i*, so that it may be swung

out and sustained in an inclined position, as in Fig. 2, by a hook, chain, or cord, *l*, and when turned up to place a button may be employed to hold the same. The sewing-machine cover is made as a box, *m*, hinged to the table *a* at *n*, and the same rests, when turned back, upon the inclined side *b*. The closed portion *o* of said cover *m* forms an extension of the sewing-machine table, and the cover may be employed as a box to hold work or other articles, and the leaves *r r* may be provided within the box and buttoned at *s*, so as to be held back out of the way, or else they may be swung up to the level of the table, and held by spring catches or bolts, or an elastic strap, *w*, may be applied to draw the swinging edges toward each other.

I claim as my invention—

1. A box forming a cover for a sewing-machine, and partially closed at its lower side, in combination with the table of a sewing-machine, and with hinges attached at the edges of such table and box, as set forth, so that, when swung over, the under side of said box forms an extension to the table, as set forth.

2. A sewing-machine cabinet-case with a panel at one side, attached by hinges at the bottom thereof, and having a limited outward swinging movement at the top to form a support for the table-extension, substantially as specified.

3. The swinging leaves *r*, in combination with the cover or box *m*, and constructed substantially as set forth, so as to be retained at the sides of the box or swung up to the level of the table, substantially as set forth.

Signed by me this 8th day of December, A. D. 1873.

GUSTAV RANGE.

Witnesses:

GEO. T. PINCKNEY,  
CHAS. H. SMITH.