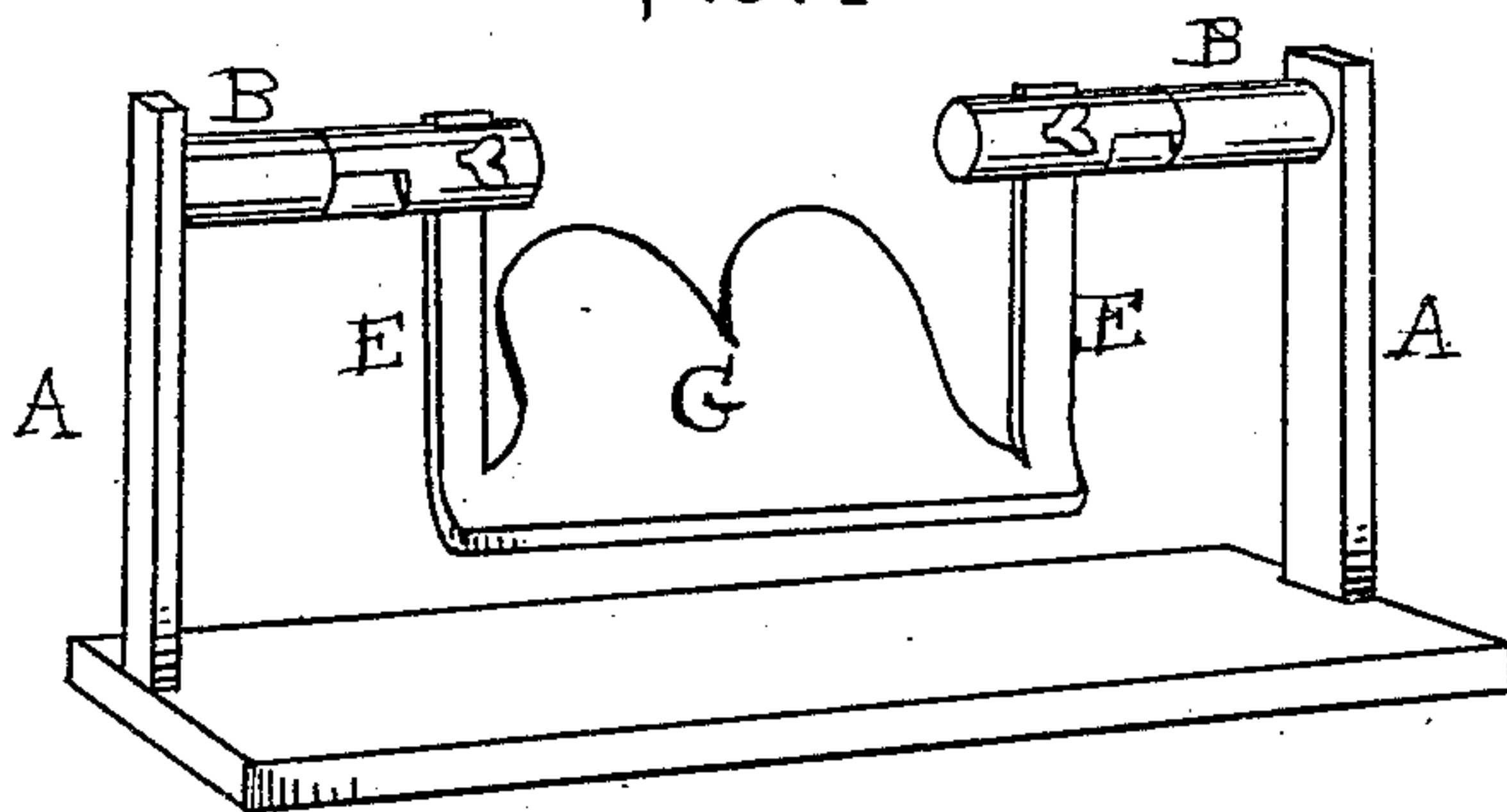


J. REYNOLDS & G. JACOBIE.  
Treadles for Sewing-Machines, &c.

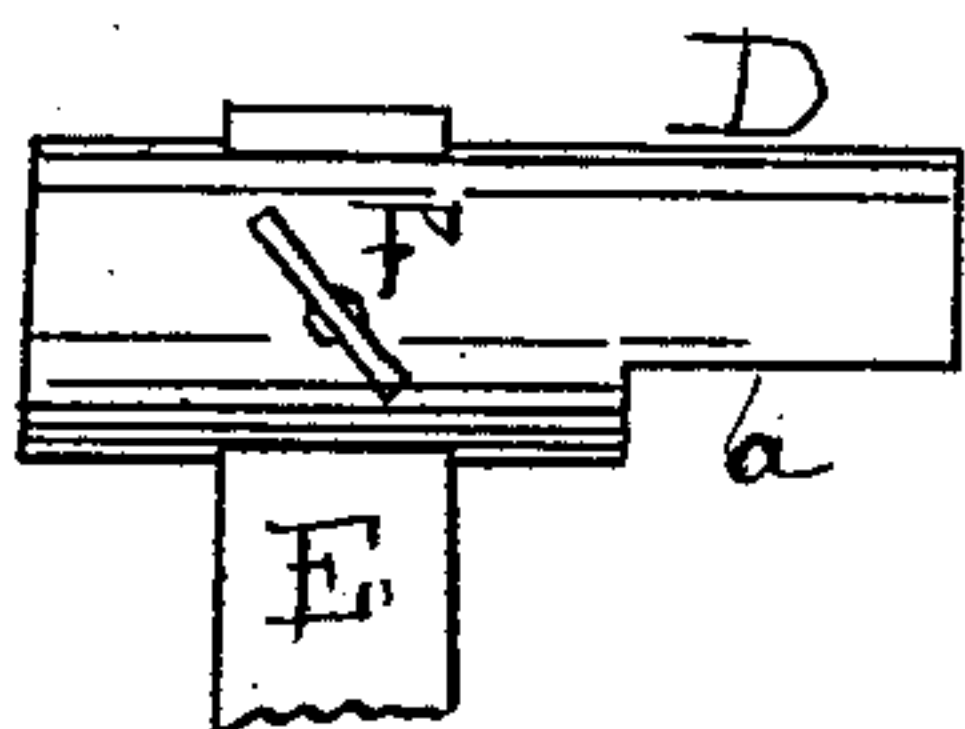
No. 148,759.

Patented March 17, 1874.

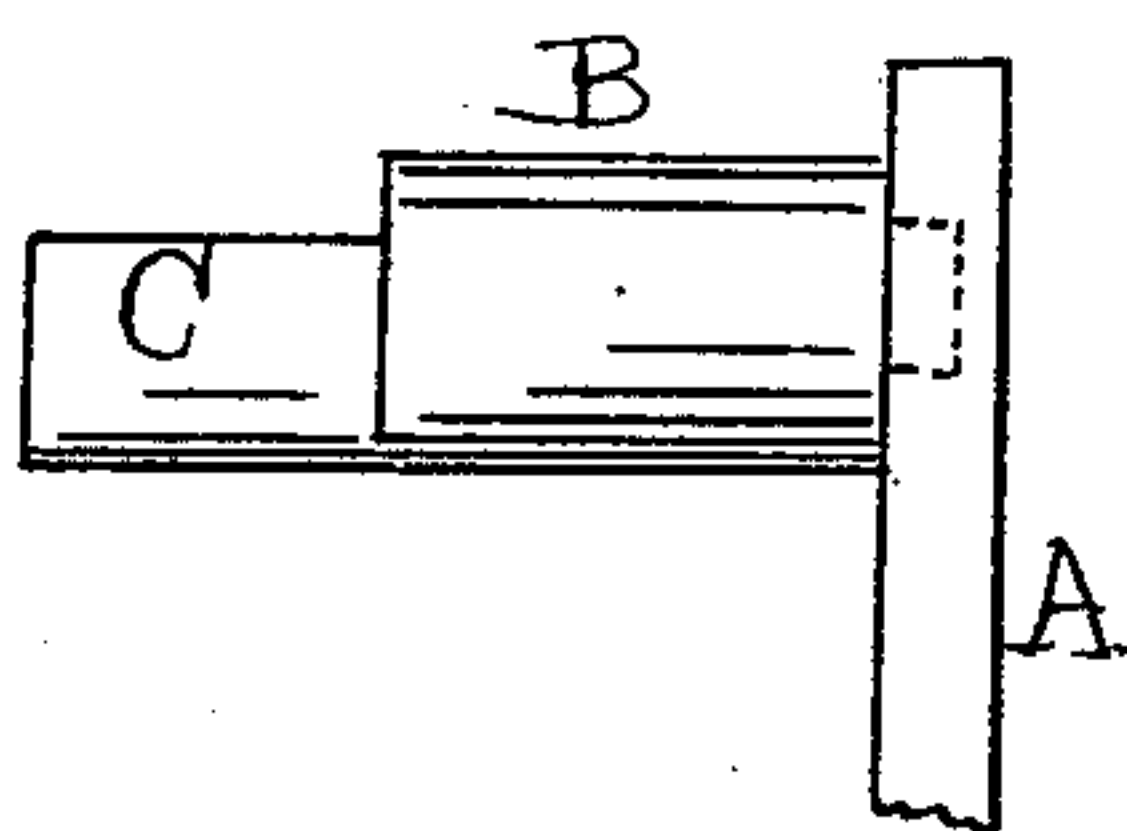
— FIG. 1 —



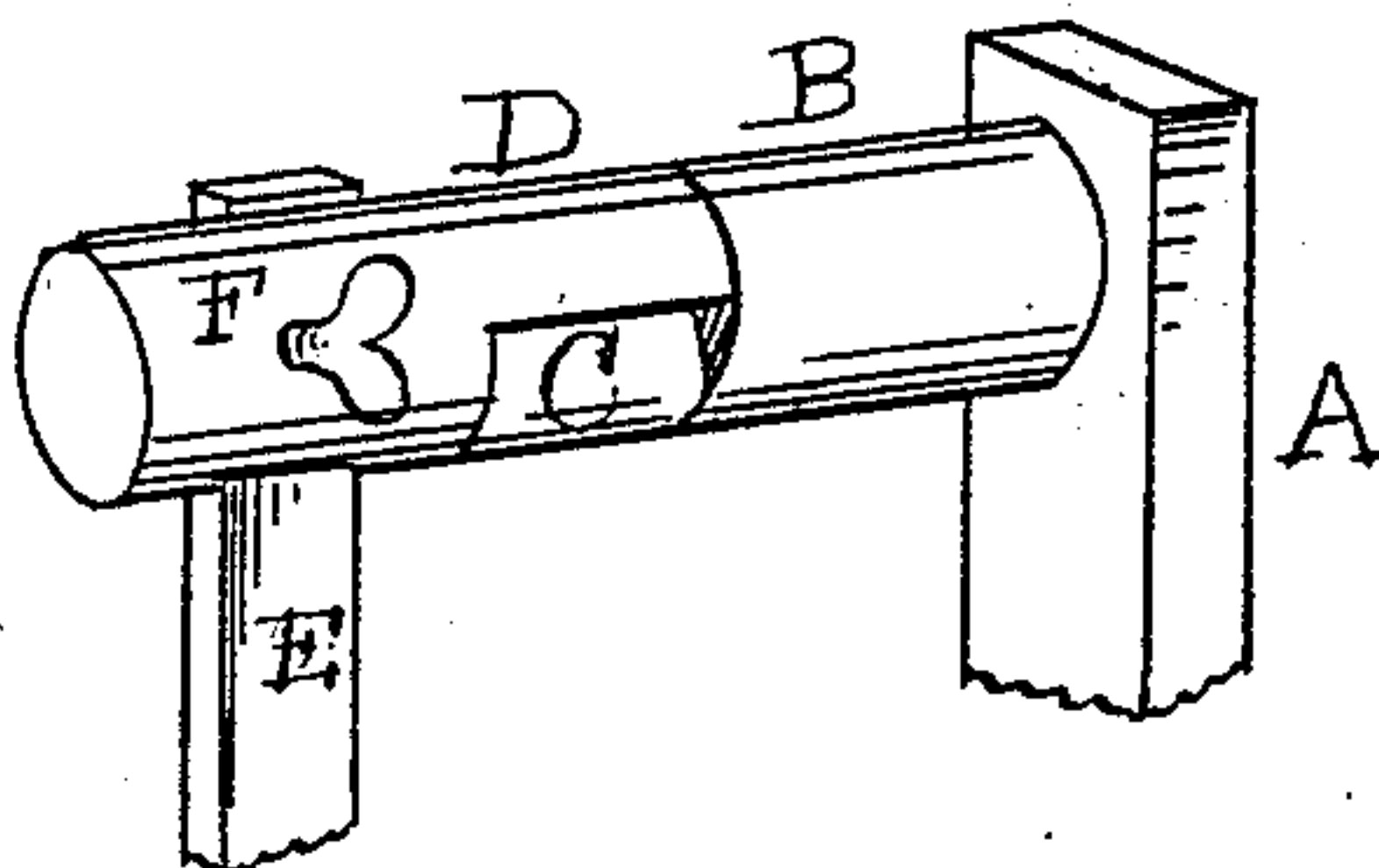
— FIG. 2 —



— FIG. 4 —



— FIG. 6 —



— FIG. 3 —



— FIG. 5 —

— WITNESSES —

A. H. Sibley.  
A. O. Furber

— INVENTORS —

John Reynolds  
George Jacobie

# UNITED STATES PATENT OFFICE.

JOHN REYNOLDS AND GEORGE JACOBIE, OF CHICAGO, ILLINOIS, ASSIGNORS  
OF ONE-THIRD THEIR RIGHT TO JAMES POTTER, OF SAME PLACE.

## IMPROVEMENT IN TREADLES FOR SEWING-MACHINES, &c.

Specification forming part of Letters Patent No. **148,759**, dated March 17, 1874; application filed  
December 17, 1873.

*To all whom it may concern:*

Be it known that we, JOHN REYNOLDS and GEORGE JACOBIE, of Chicago, Cook county, Illinois, have invented a Sewing-Machine, Organ, or other Foot Power, of which the following is a specification:

The object of our invention is to give ease, rapidity of motion without friction, and convenience in use; and our invention therein consists in providing a swinging and adjustable treadle, with journals resting on triangular bearings, as more fully hereinafter set forth.

To enable the public to construct and use our invention, we proceed to describe the same in connection with the drawings, in which—

Figure 1 is an elevation of our invention; and Figs. 2, 3, 4, 5, and 6 exhibit the details of construction of the journal-bearings, and the method of adjustment of the treadle pitmen or arms.

Like letters designate corresponding parts in each figure.

A A represent standards, in which are pivoted arms B B, the outer ends of which are cut away into acute angular bearings C C, with the apex uppermost. Upon these bear-

ings are journal-arms D D, with triangular journals *a a* at their outer ends, cut into them, with the apex uppermost, and of a size and form to fit upon the bearings C C, and allow of oscillation therein. The treadle pitmen or arms E E pass up through the outer ends of the journal-arms D D, and are adjustable vertically therein by means of the thumb-screws F F. The steps G of the treadle being rigidly secured to the pitmen or arms E E, the treadle will be sustained by its own weight upon its points of oscillation, and can be readily removed therefrom for any purpose whatever.

The manner of use of our invention and the advantages thereof are so apparent upon inspection as to require no special explanation.

Having thus described our device, what we claim as new therein is—

The combination of the swinging and adjustable treadle with the journals resting on triangular bearings, substantially as described.

JOHN REYNOLDS.  
GEORGE JACOBIE.

Witnesses:

A. H. SIBLEY,  
A. D. STURTEVANT.