

T. LUCIK.
Sofa Bedsteads.

No. 148,722.

Patented March 17, 1874.

FIG. 1.

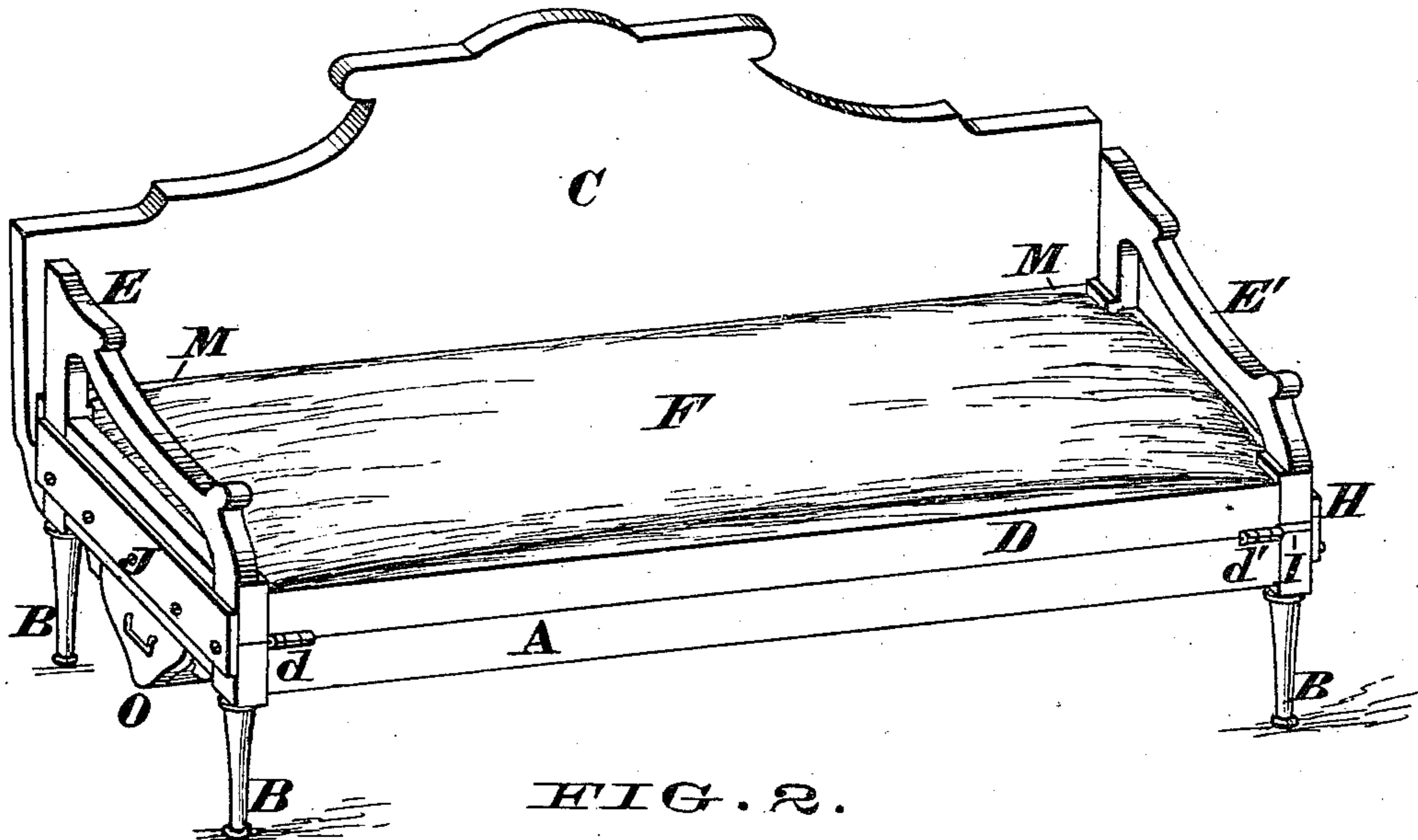


FIG. 2.

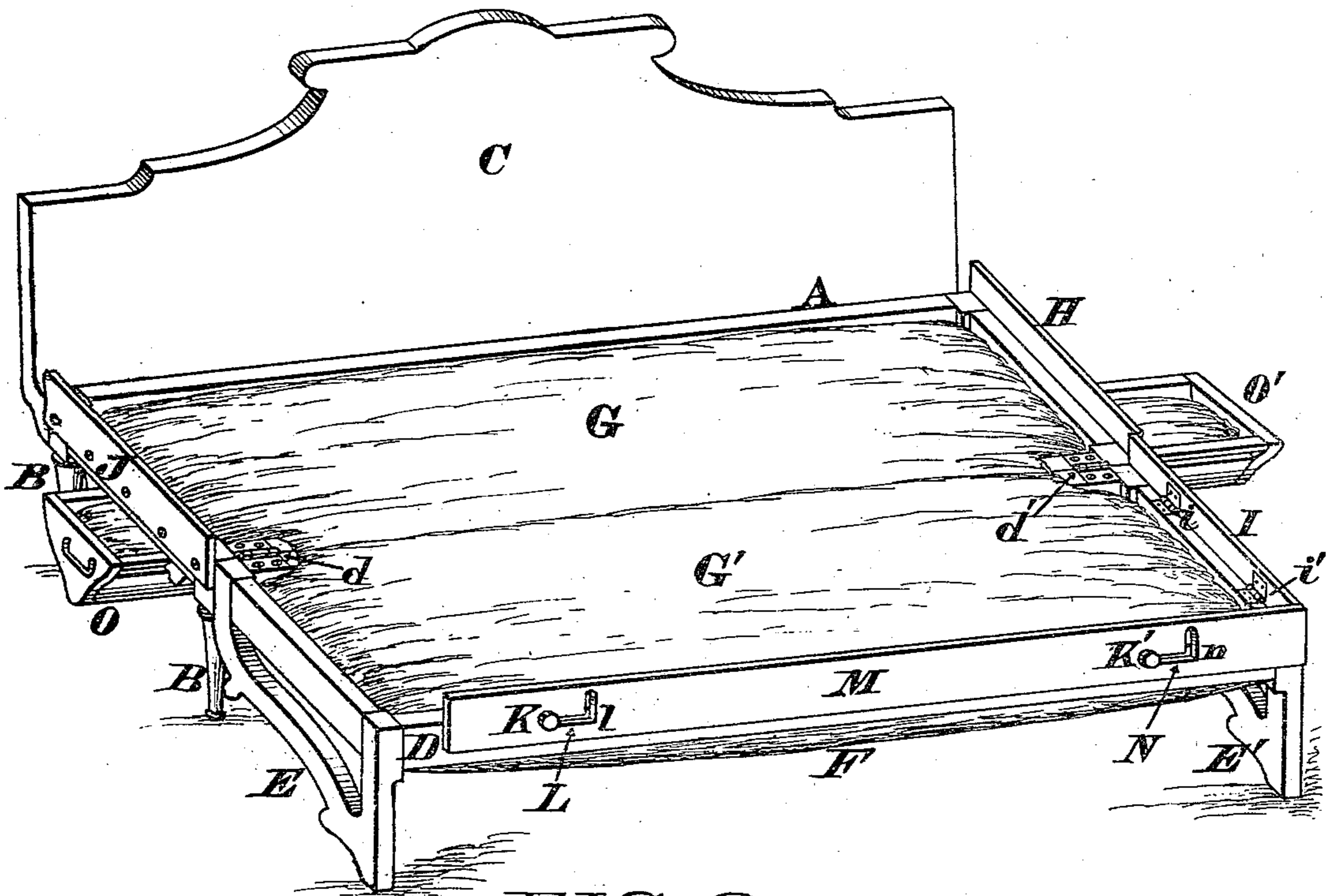
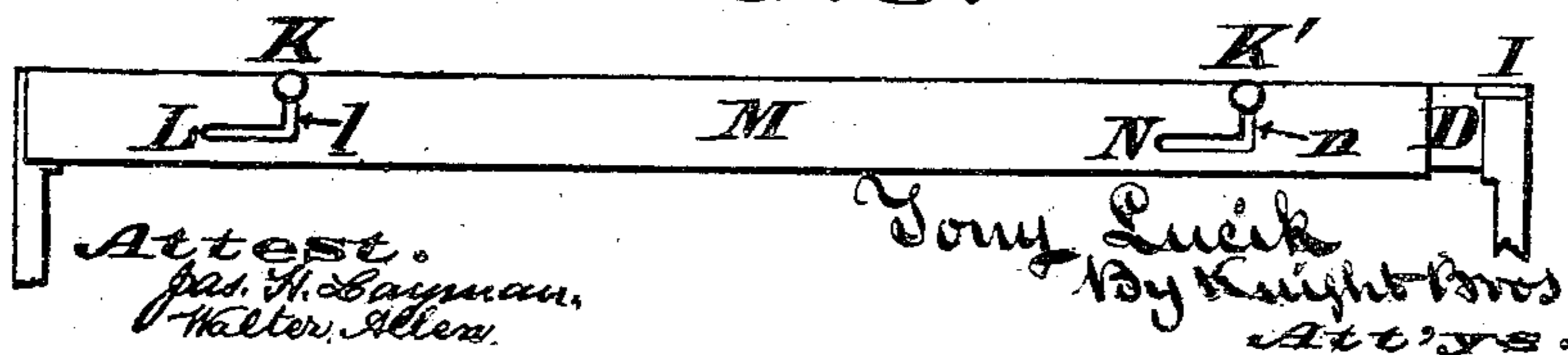


FIG. 3.



UNITED STATES PATENT OFFICE.

TONY LUCIK, OF CINCINNATI, OHIO.

IMPROVEMENT IN SOFA-BEDSTEADS.

Specification forming part of Letters Patent No. 148,722, dated March 17, 1874; application filed December 12, 1873.

To all whom it may concern:

Be it known that I, TONY LUCIK, of Cincinnati, Hamilton county, Ohio, have invented a certain new and useful Sofa-Bedstead, of which the following is a specification:

This invention relates to an article of furniture, which, when closed, resembles an ordinary sofa or lounge of usual size; but which is capable of being readily opened, thereby converting it into a bed sufficiently capacious to accommodate two persons; and my improvement consists in an arrangement of an adjustable side board, which serves to keep the bed-clothing in place when the sofa is employed as a bed; the details of the construction of said member, together with the manner in which it is applied and operated, being hereinafter more fully set forth.

Figure 1 is a perspective view of my improved convertible article of furniture in its closed condition. Fig. 2 is a perspective view of the same completely opened and ready for use as a double bed; and Fig. 3 is an elevation of a portion of the lounge-frame, showing the adjustable side board in its normal or depressed position.

A represents the stationary frame of the lounge, which frame is supported upon legs B, and has the back C secured to it. The said back may be either made wholly of wood, or may be caned or upholstered, as may be desired. Hinged to this stationary frame of the bed, at *d d'*, is the swinging or turning frame D, provided with arms *E E'*, which occupy the same vertical plane as the legs B, when the lounge is closed, as shown in Fig. 1. If preferred, these arms may be upholstered in the usual way. This frame is furnished with an external cushioned or upholstered seat, F, and an internal mattress, G'. This mattress G' is part of a folding bed, G G', of which the other member, G, is applied to the stationary frame A, both of said mattresses being concealed when the lounge is closed. Rigidly secured to one end of frame A is an upwardly-projecting board, H, which constitutes one-half of the head-board of the double bed, the other half thereof being composed of a flap, I, which is hinged to the folding frame D at *i i'*.

In order to impart a symmetrical appearance to the lounge, one end of the stationary frame A of the bed has a board, J, secured to it, which board is of the same size and shape as the one H, previously alluded to.

These boards H and J being applied to the opposite ends of the lounge, serve not only to conceal the junction of the two frames, but they also assist in preventing longitudinal shifting of the same.

Projecting from the frame D are two or more headed pins or studs, K K', that traverse slots L l N n in the longitudinally and vertically adjustable side board M. Drawers O O' may be applied to the under side of the stationary frame to secure the pillows, bed-clothes, &c.

When used as a lounge or sofa the furniture assumes the shape shown in Fig. 1. In this condition the flap I is turned down to a horizontal position, and the side board M is depressed and maintained in such position by the pins K K' engaging with the slots l n. The lounge may in this position be used as a single bed. To adapt it to form a double bed the frame D is turned over on its hinges *d d'* until the arms E E' rest upon the floor, as shown in Fig. 2. The flap I is now erected, and the adjustable board M elevated, until the pins K K' enter the slots L N, when the board M is shifted longitudinally toward the head-board H I, the pins K K' and slots L N preventing any accidental descent of said side board.

I claim as my invention—

In combination with the bed-frame D, provided with the headed pins K K', side board M, the latter having slots L l N n, whereby it is capable of being shifted vertically and longitudinally on said frame D, in the manner herein described, and for the purpose set forth.

In testimony of which invention I hereunto set my hand.

TONY LUCIK.

Attest:

GEO. H. KNIGHT,
S. B. SPEAR.