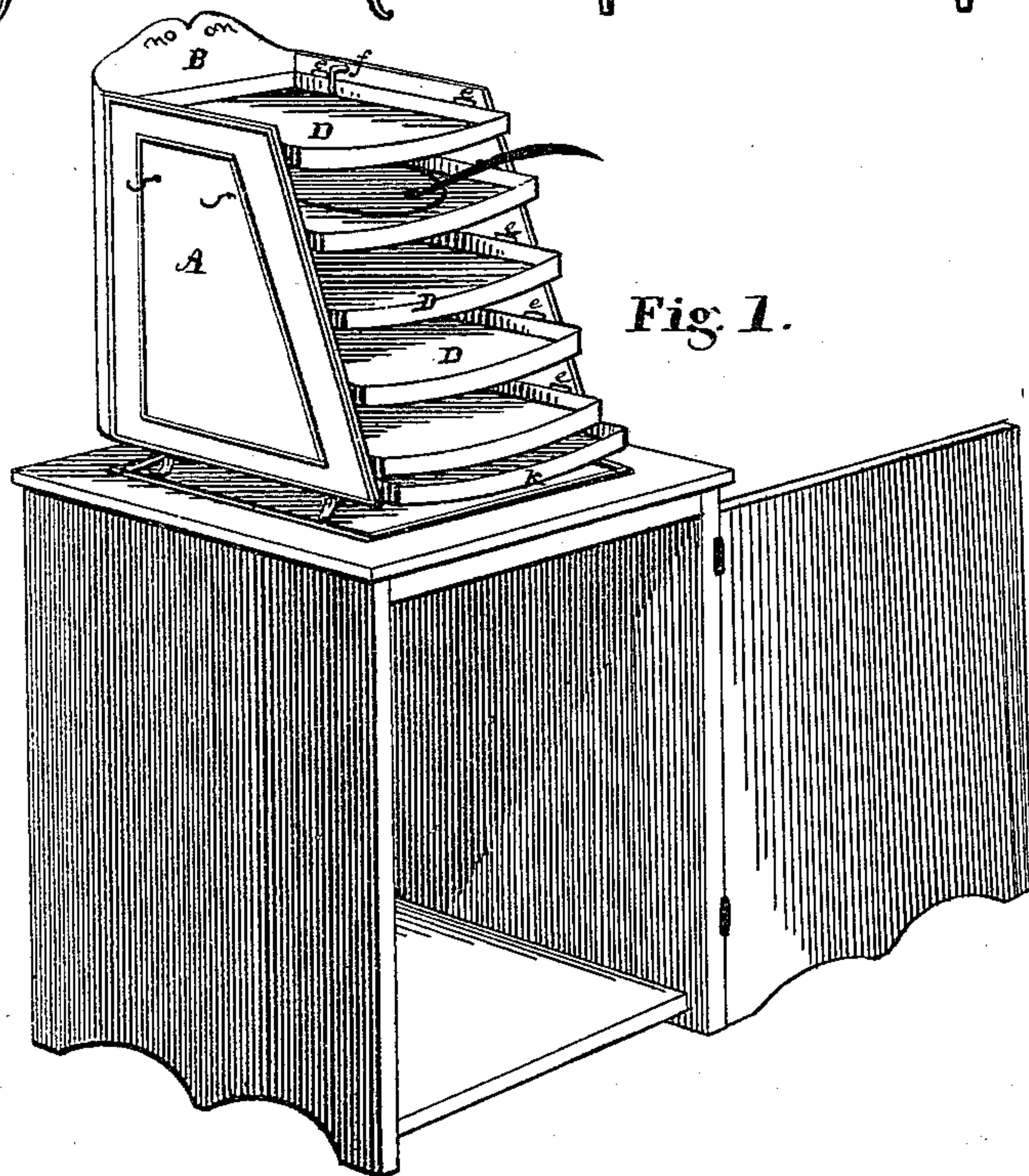
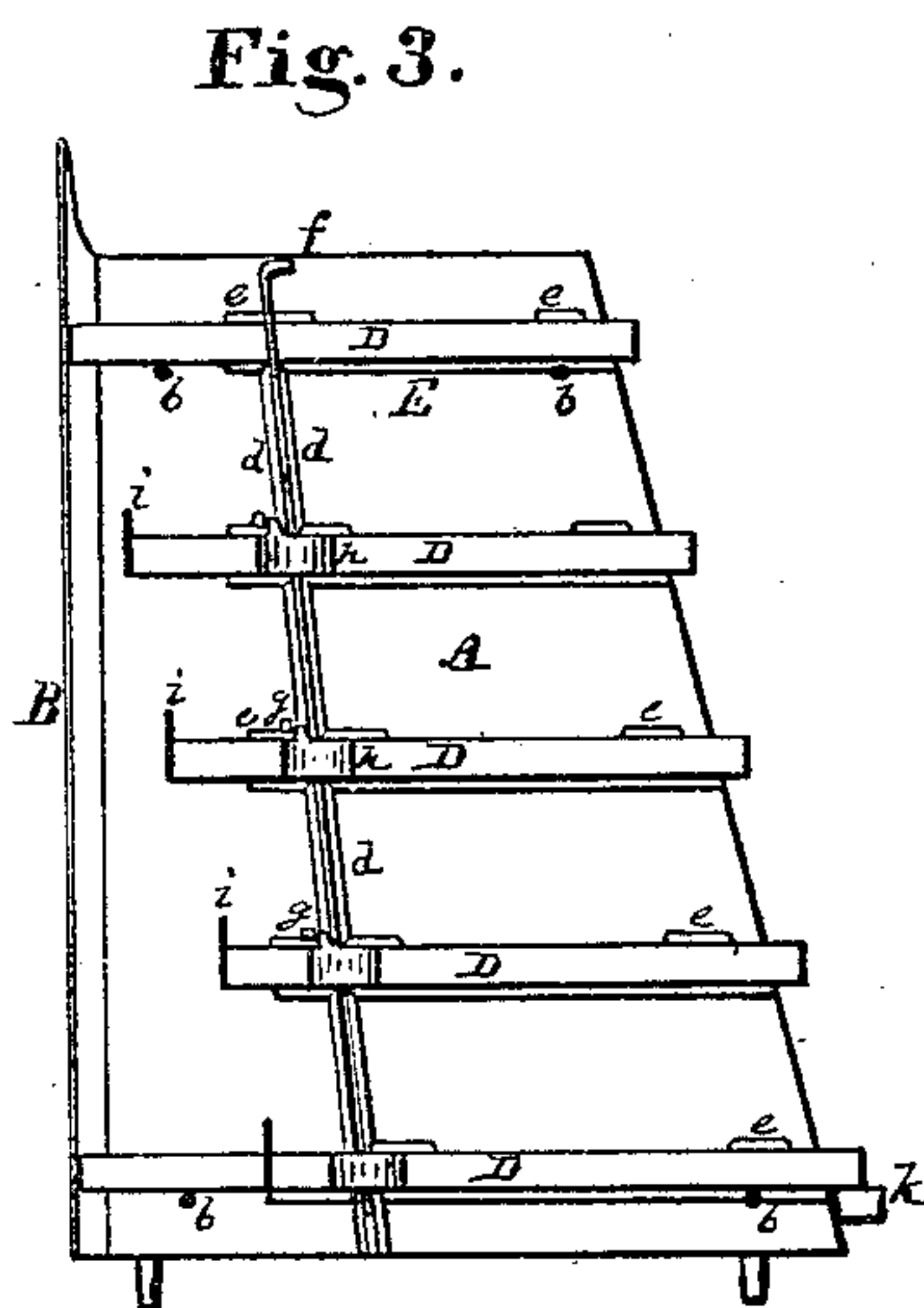
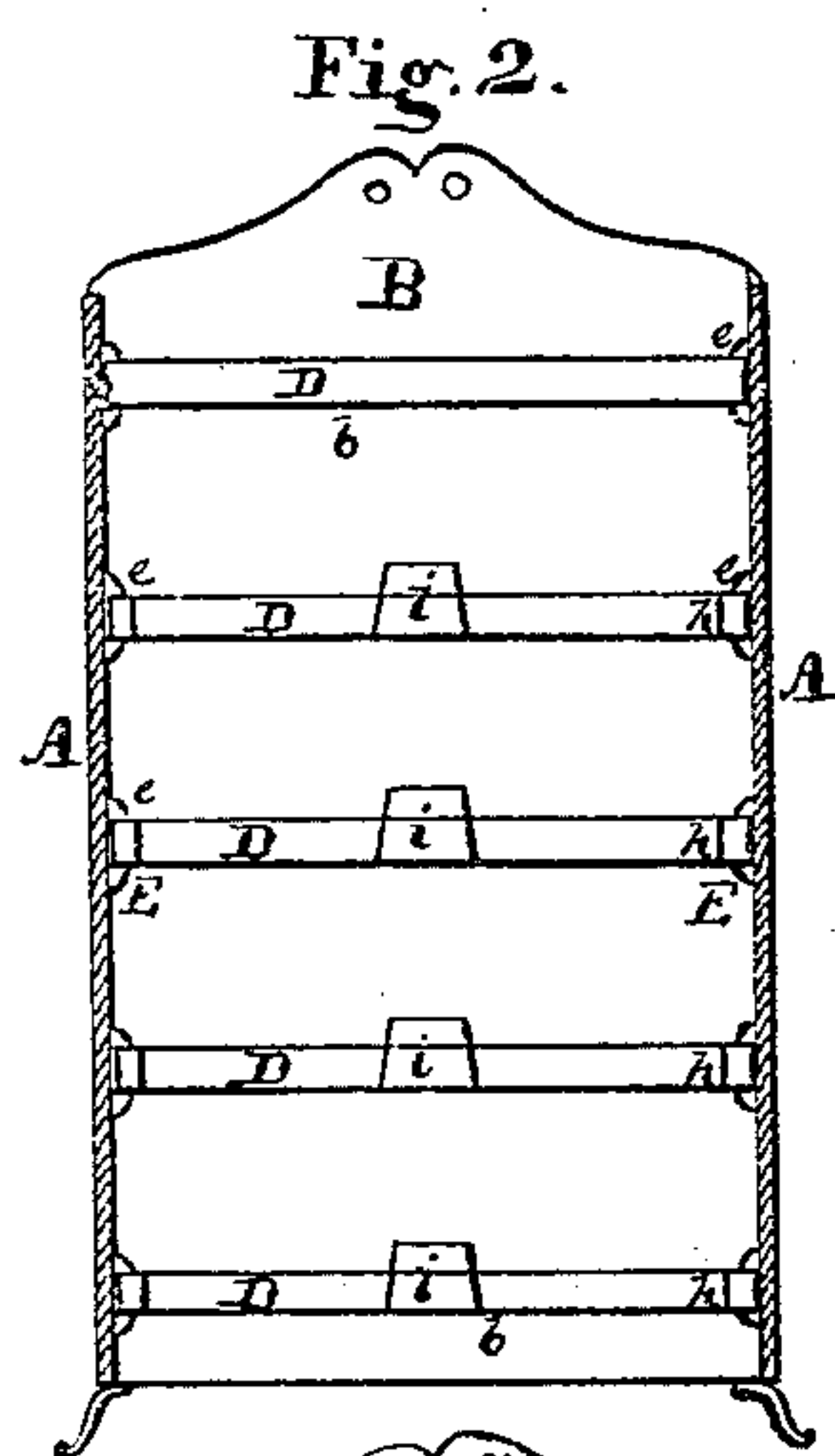


SALLY R. STEVENS.
Shelves for Griddles, &c.

No. 148,580.

Patented March 17, 1874.



WITNESSES

H. W. Adams.
Geo. Ingham

INVENTOR.

Sally R. Stevens.
By
Geo. W. Tibbitts, Atty.

UNITED STATES PATENT OFFICE.

SALLY R. STEVENS, OF CLEVELAND, OHIO.

IMPROVEMENT IN SHELVES FOR GRIDDLES, &c.

Specification forming part of Letters Patent No. 148,580, dated March 17, 1874; application filed April 22, 1872.

To all whom it may concern:

Be it known that I, Mrs. SALLY R. STEVENS, of the city of Cleveland, in the county of Cuyahoga and State of Ohio, have invented an Improved Cook-Stove Companion, for holding the stove lids or covers, the griddles, furniture, and other utensils, of which the following is a specification:

This invention relates to a case of shelves or trays to accompany a cook-stove, for the purpose of holding the stove-lids, griddles, furniture, and other utensils, when not in use on or about the stove; and the following is a description of the same, referring to the drawing and the letters marked thereon, in which--

Figure 1 represents a perspective view of my improved cook-stove cover, griddle, and utensil holder, as seen standing on a cabinet for kettles and boiler when they are not in use. Fig. 2 shows a vertical section through the same. Fig. 3 is a transverse vertical section from front to back of the same.

A A are two plates, forming the sides of the case, and are secured to the back B by rivets or other suitable means. The back B extends above the sides A A, and is provided with holes *n n*, by which the case or companion may be hung on a wall. Supporting-rods *b b* extend across, near the front edges of the side plates A A and the upper and lower trays or shelves D D, to hold them in position. On the insides of the plates A A are horizontal projecting ribs E E, on which the shelves or trays D D are supported, and are held in their places by projecting nibs *e e*. There are also projec-

tions *d d* on the plates A A, for inserting rods *f f* for holding the series of shelves D D in their places. The front edges of the side plates A A incline backward from the bottom to the top, and the shelves or trays D D project a little forward of them, so that each successive shelf from the top downward projects out farther than the one above it, for the purpose of easily inserting a lid handle or lifter into any of the utensils placed on any of the shelves, and also for catching any soot that might be scraped off from the lid or griddle by the front edge of the shelf or tray while being placed therein. A trough, *k*, may be attached to the bottom shelf or tray, (or it may be secured to the side plates A A,) for the purpose of catching any soot that may be scraped off in placing the utensils on the bottom tray, so that the floor or anything on or near the cook-stove need not be blackened, smutted up, or soiled by soot or ashes sticking to the covers when they are removed from the holes on the stove, or upon any of the cooking-utensils.

Having thus described my invention, what I claim as new, and desire to secure by Letters Patent, is--

The series of projecting shelves D D, back B, and trough *k*, combined with the supports A A, projections *d d*, rod *f*, and ribs E E, as specified.

SALLY R. STEVENS.

Witnesses:

G. H. SAFFORD,
O. H. BENTLEY.