

J. T. CROOKER.
Casters for Furniture.

No. 148,420.

Patented March 10, 1874.

Fig. 1.

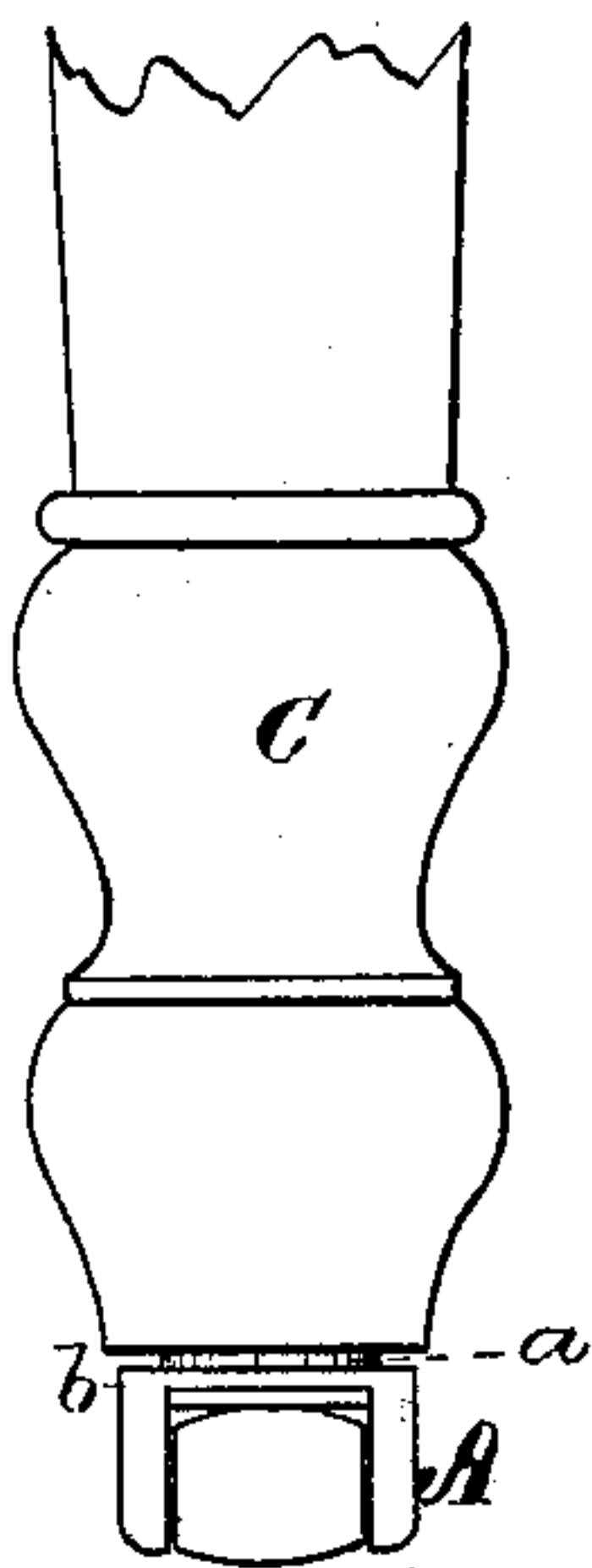


Fig. 2.

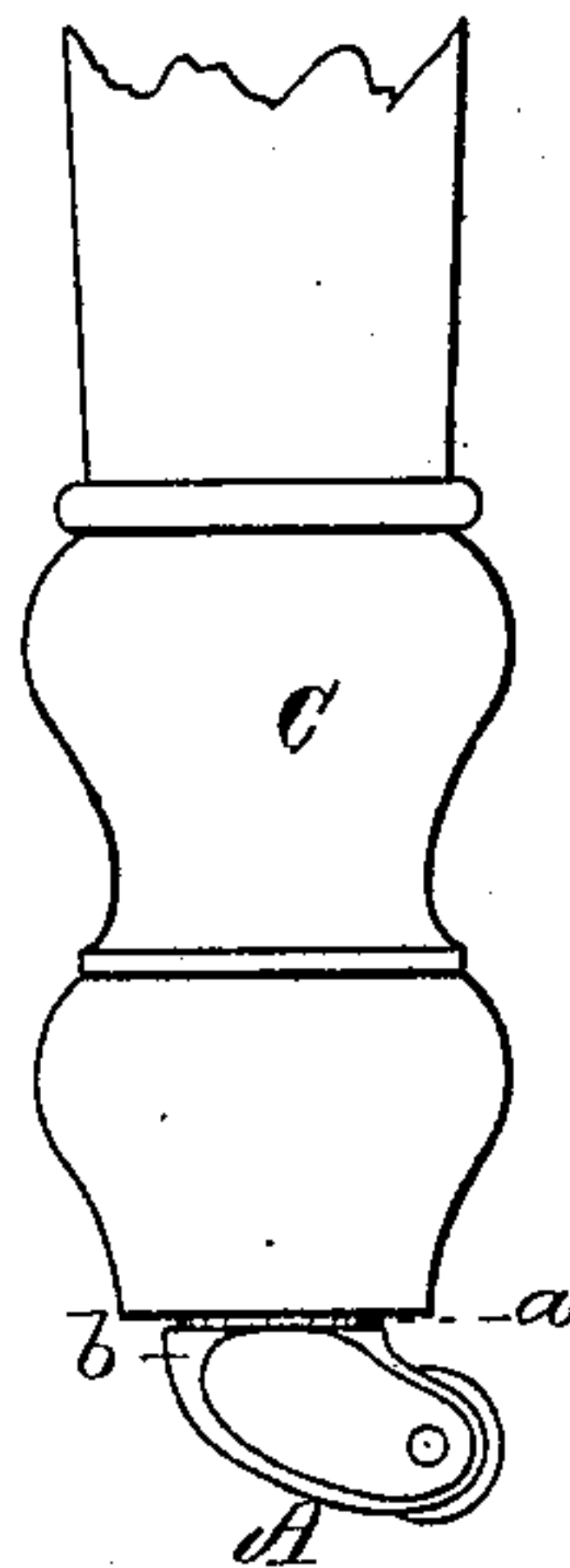
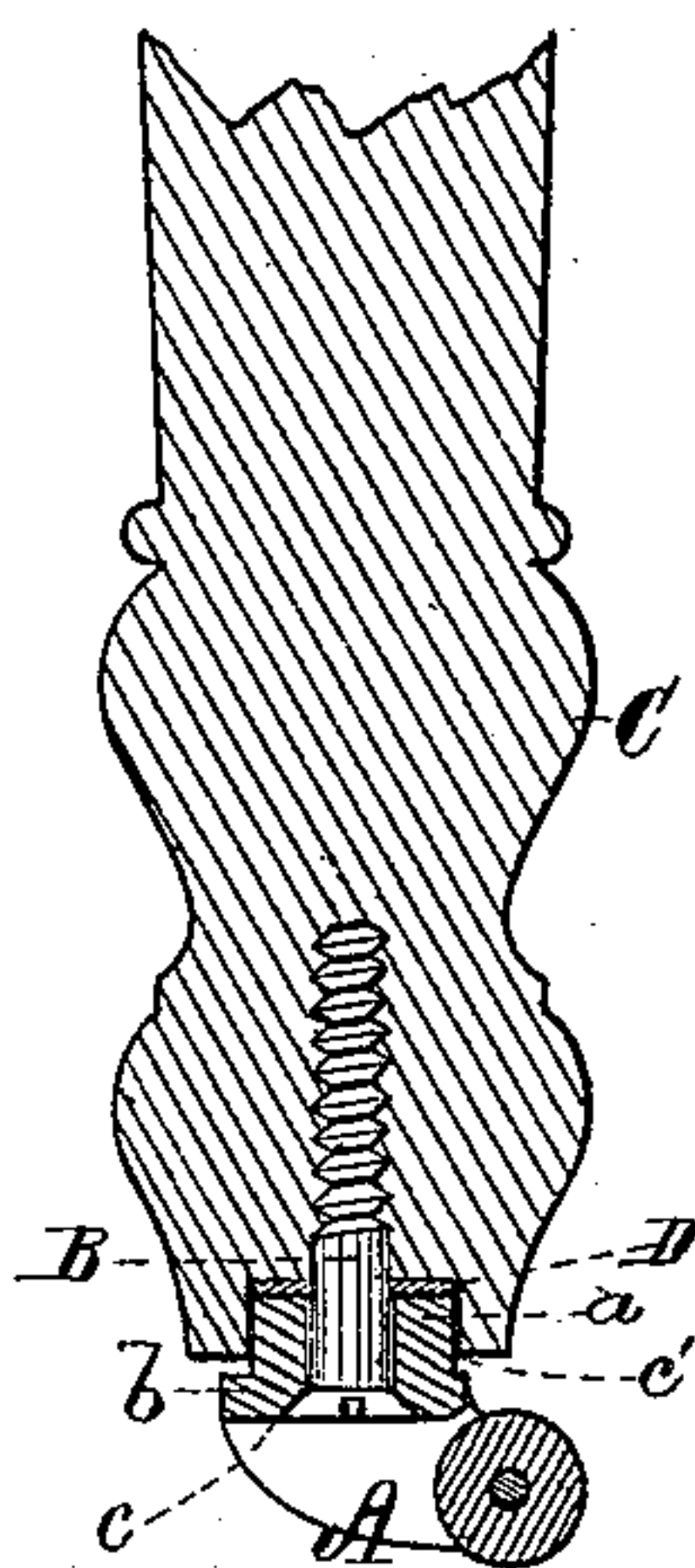


Fig. 3.



Witnesses.

S. W. Piper

L. W. Hölter

James T. Crooker

by his attorney

R. H. Eady

UNITED STATES PATENT OFFICE.

JAMES T. CROOKER, OF NORWOOD, MASSACHUSETTS.

IMPROVEMENT IN CASTERS FOR FURNITURE.

Specification forming part of Letters Patent No. **148,420**, dated March 10, 1874; application filed January 9, 1874.

To all whom it may concern:

Be it known that I, JAMES T. CROOKER, of Norwood, of the county of Norfolk and State of Massachusetts, have invented a new and useful Improvement in Furniture-Casters; and do hereby declare the same to be fully described in the following specification and represented in the accompanying drawings, of which—

Figures 1 and 2 are side views, and Fig. 3 a vertical section, of a caster made and applied to a chair or table leg in accordance with my invention.

In carrying out my invention, I construct the caster A with a cylindrical projection, *a*, to extend up from its head *b*, as shown, and through such head and projection I make a cylindrical and countersunk hole, *c*, to receive a headed screw, B. I also construct the leg C with a cylindrical recess, *c'*, to receive the projection *a* and admit of it readily revolving within the said recess. In the recess, and against its bottom and the top of the caster projection *a*, I arrange a metallic disk, D. The screw B goes through the caster, the projec-

tion *a*, and the disk D, and screws up into the leg, all as shown. The caster is, therefore, held to the leg by the single screw, upon which the caster is to freely revolve, the projection *a* of its caster taking a bearing against the metallic disk.

By having the projection to extend up within the recess, the danger of the dust or threads, or other matters, gathering on the top of the head, so as to interrupt the free revolution of the caster, is avoided.

The caster made and applied as described is simple and cheap in construction, besides being durable and efficient in operation.

I claim—

The projection *a*, the screw B, and the disk D, arranged and combined with the caster A and the recessed leg C, all substantially as described and represented.

JAMES T. CROOKER.

Witnesses:

R. H. EDDY,
J. R. SNOW.