

E. A. TUTTLE.

Frames for Hot-Air Registers.

No. 147,080.

Patented Feb. 3, 1874.

Fig. 1.

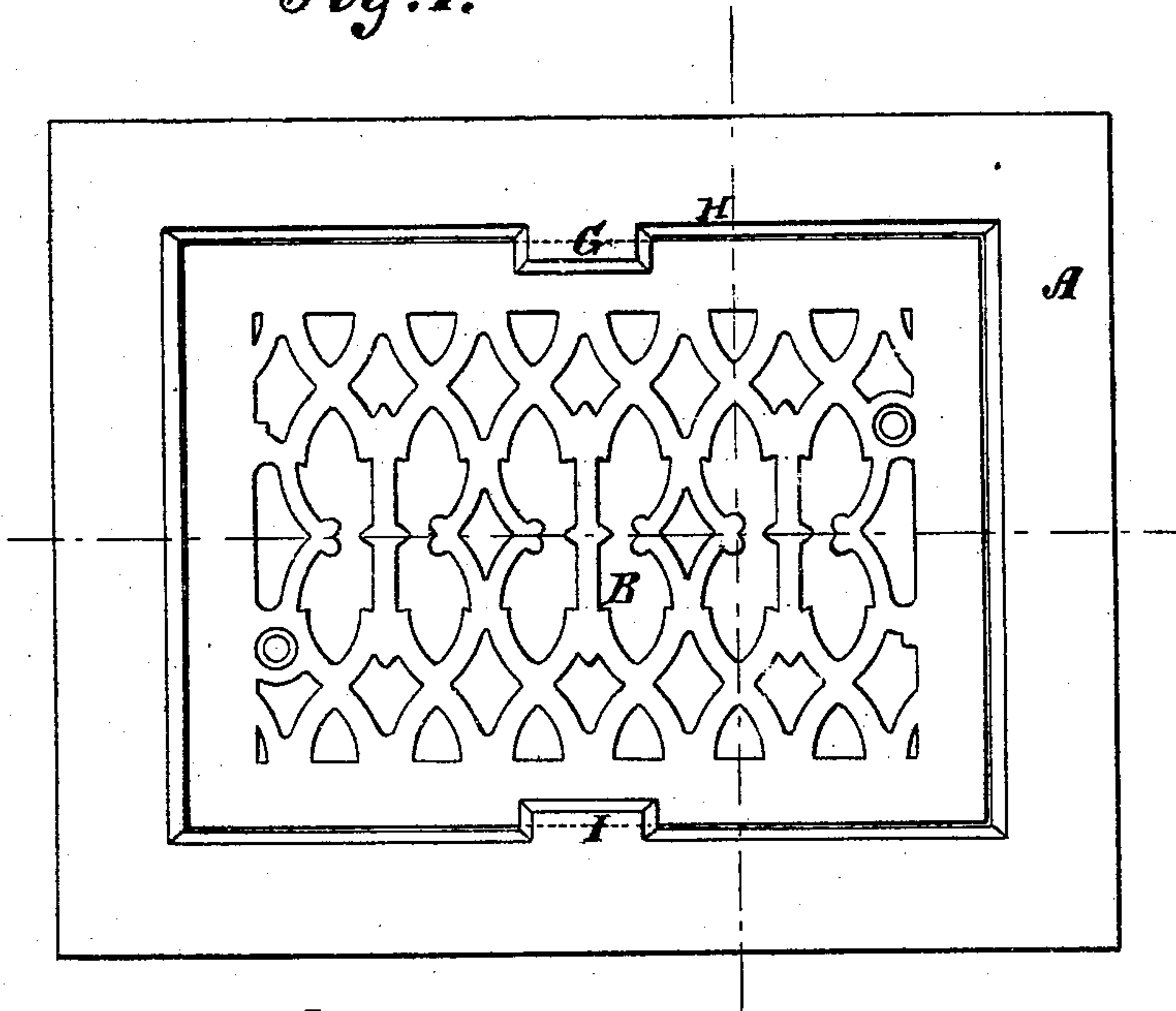


Fig. 2.

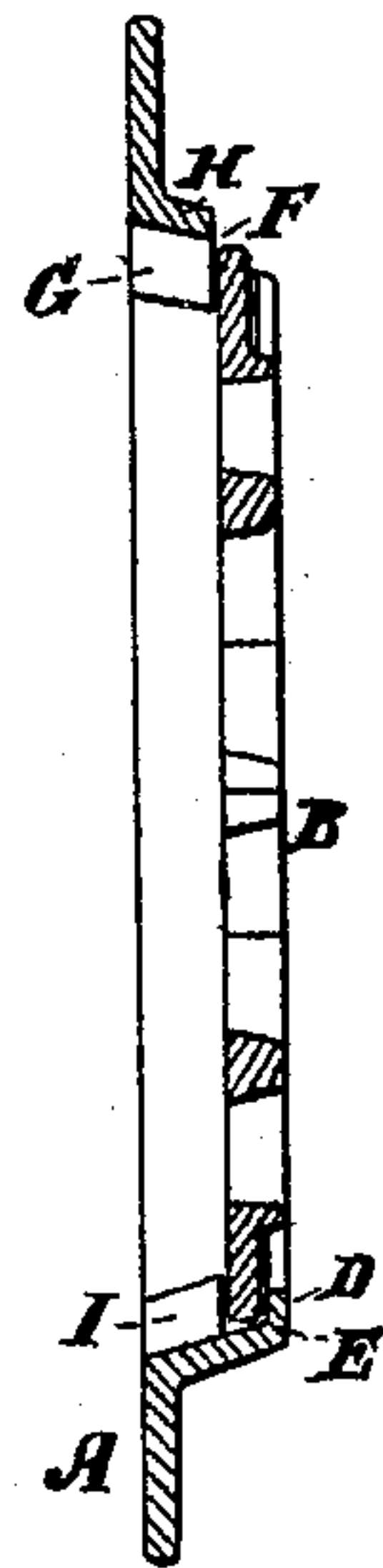
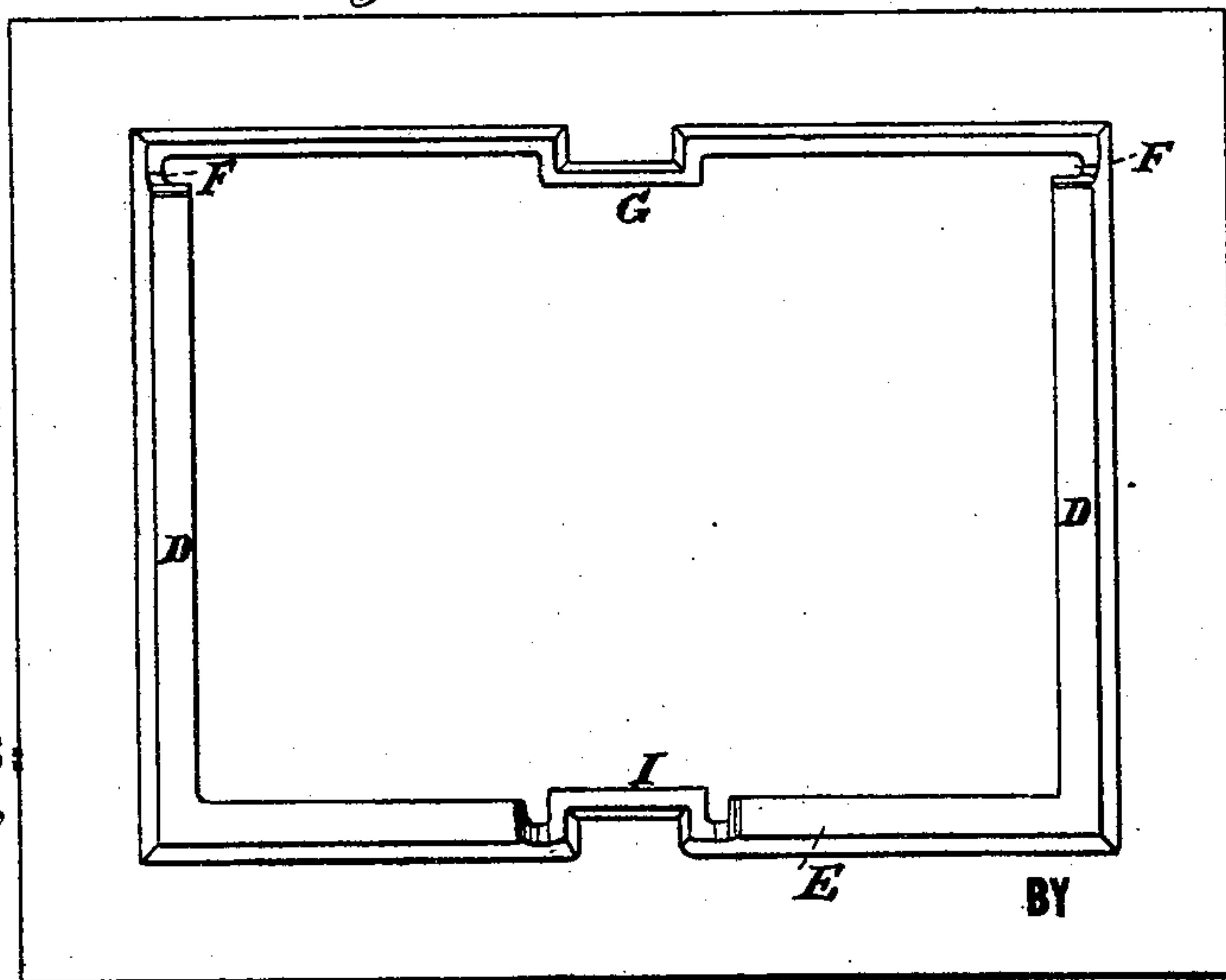


Fig. 3.



Fig. 4.



WITNESSES:

A. Demme
W. J. Sedgwick

INVENTOR:

E. A. Tuttle

Wm. L. Tuttle

ATTORNEYS.

UNITED STATES PATENT OFFICE.

EDWARD A. TUTTLE, OF NEW YORK, N. Y.

IMPROVEMENT IN FRAMES FOR HOT-AIR REGISTERS.

Specification forming part of Letters Patent No. **147,080**, dated February 3, 1874; application filed December 6, 1873.

To all whom it may concern:

Be it known that I, EDWARD A. TUTTLE, of the city, county, and State of New York, have invented a new and Improved Register-Border, of which the following is a specification:

My invention consists of an improved method of connecting the interior open-work portion of the front or "border" of a hot-air register with the outer or marginal portion in a way to simplify the means for fastening it, and facilitate the removal of it whenever it may be desirable to clean out the flue.

Figure 1 is a front elevation of the border complete. Fig. 2 is a vertical section taken on the line *x x* of Fig. 1. Fig. 3 is a longitudinal section taken on the line *y y*, and Fig. 4 is an elevation of the inside of the marginal portion of the border.

Similar letters of reference indicate corresponding parts.

A is the said marginal portion or frame, which is to be fastened to the wall over the register by the ordinary or any approved

method. B is the middle open-work portion, which I propose to fasten by my new method, which consists of the openings F at the upper ends of the flanges D, and the arrangement of the upper edge of part B, so that when it is placed against flanges D it can be raised behind lug G, and the top wall H high enough for the lower edge to rise over lug I and drop behind it on the flange E, and thus be held in place by flanges D E and the lugs G and I. Lugs or other equivalent projections may be used instead of the flanges D and E.

Having thus described my invention, I claim as new and desire to secure by Letters Patent—

The combination, with the border A having lug G and flange D with slots F, of the detachable slotted or open-work plate B, substantially as shown and described.

EDWARD A. TUTTLE.

Witnesses:

A. P. THAYER,
T. B. MOSHER.