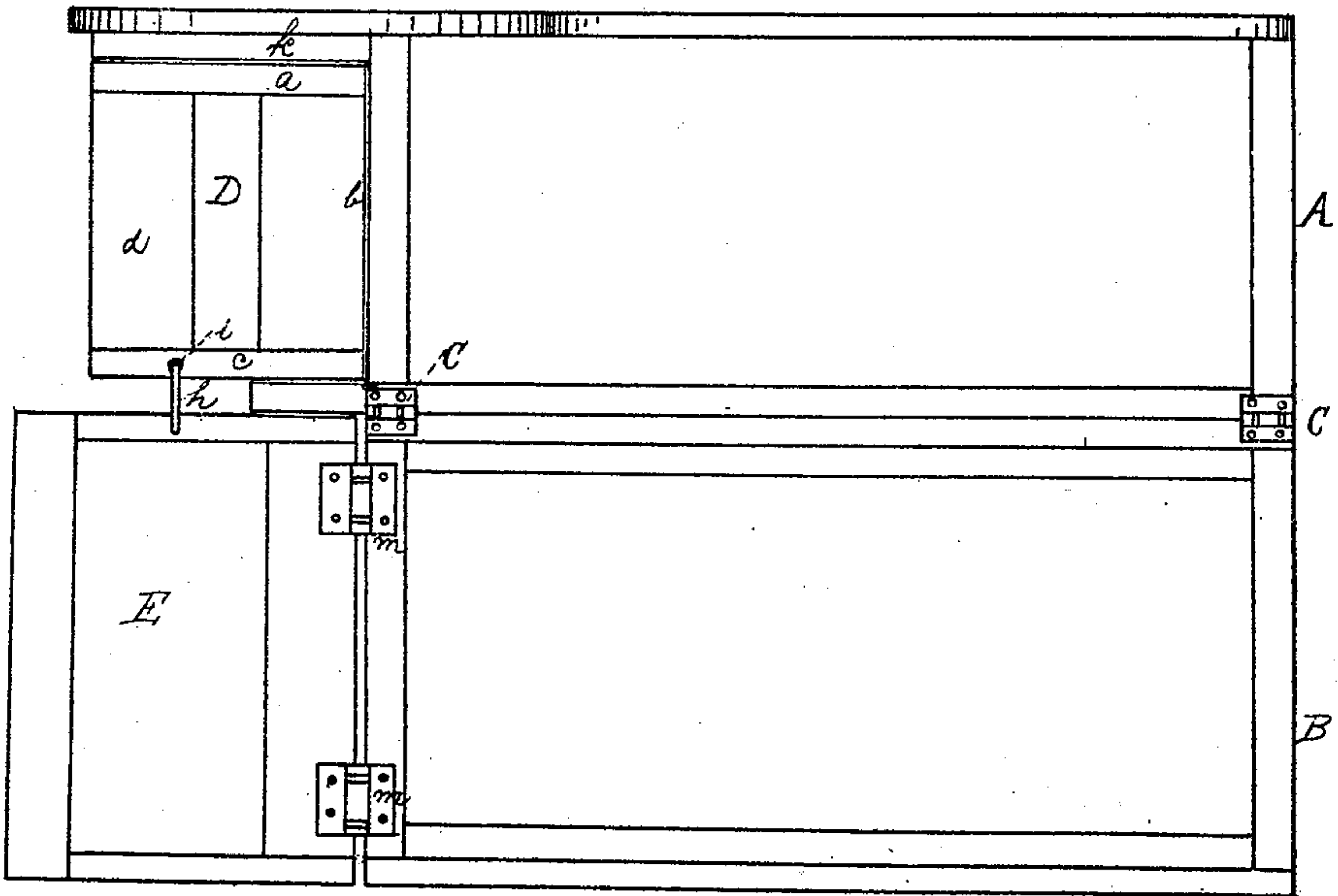


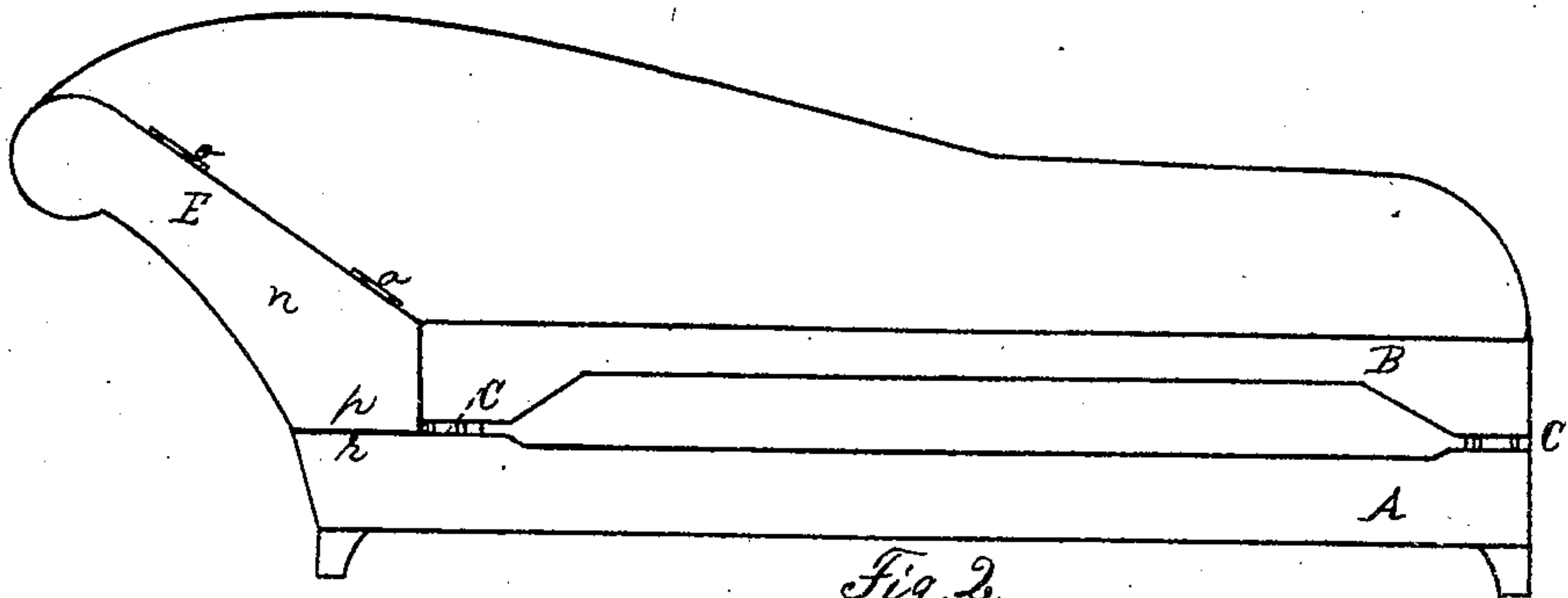
**E. LORD.  
Sofa-Bedsteads.**

No. 145,741.

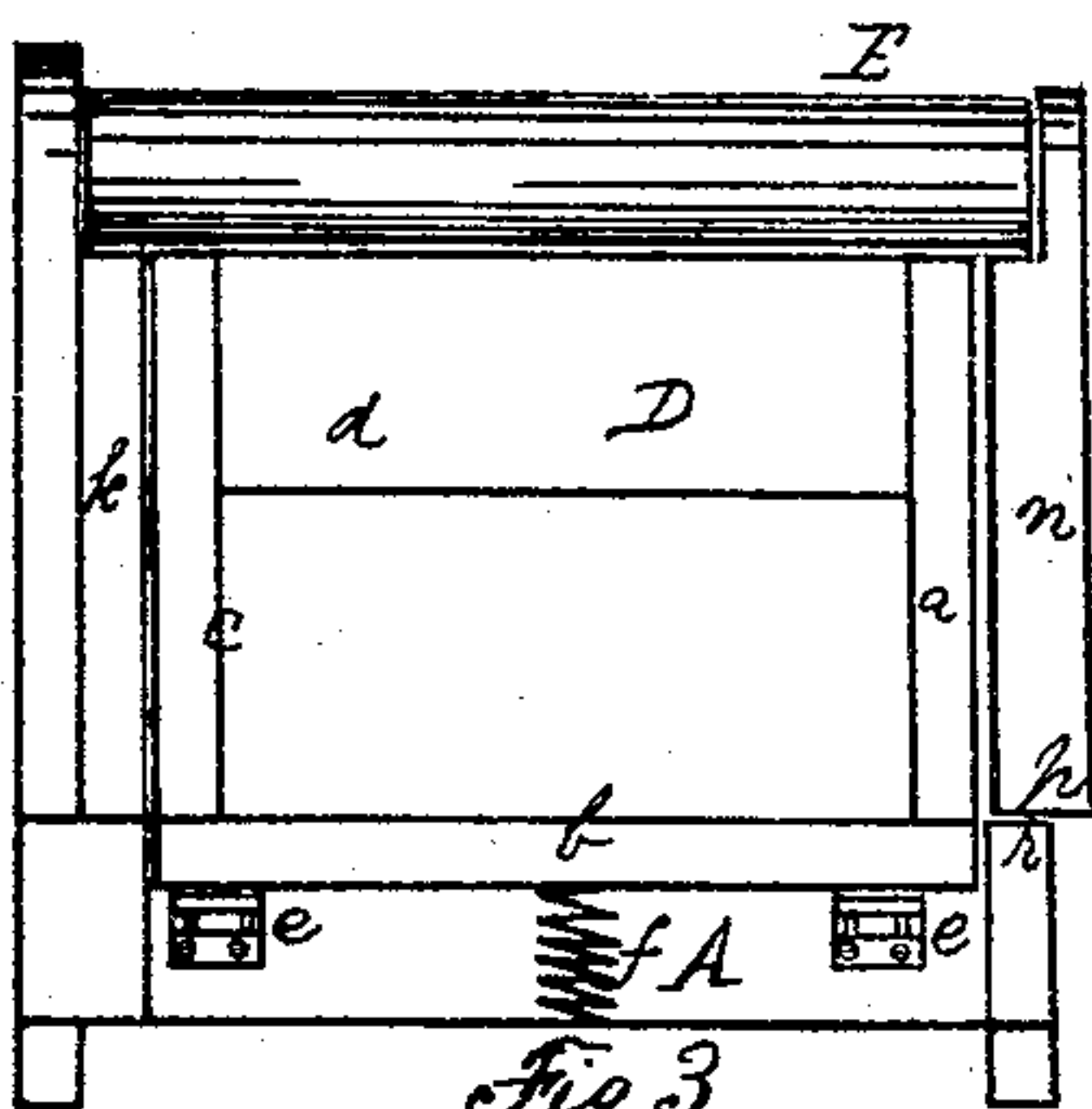
Patented Dec. 23, 1873.



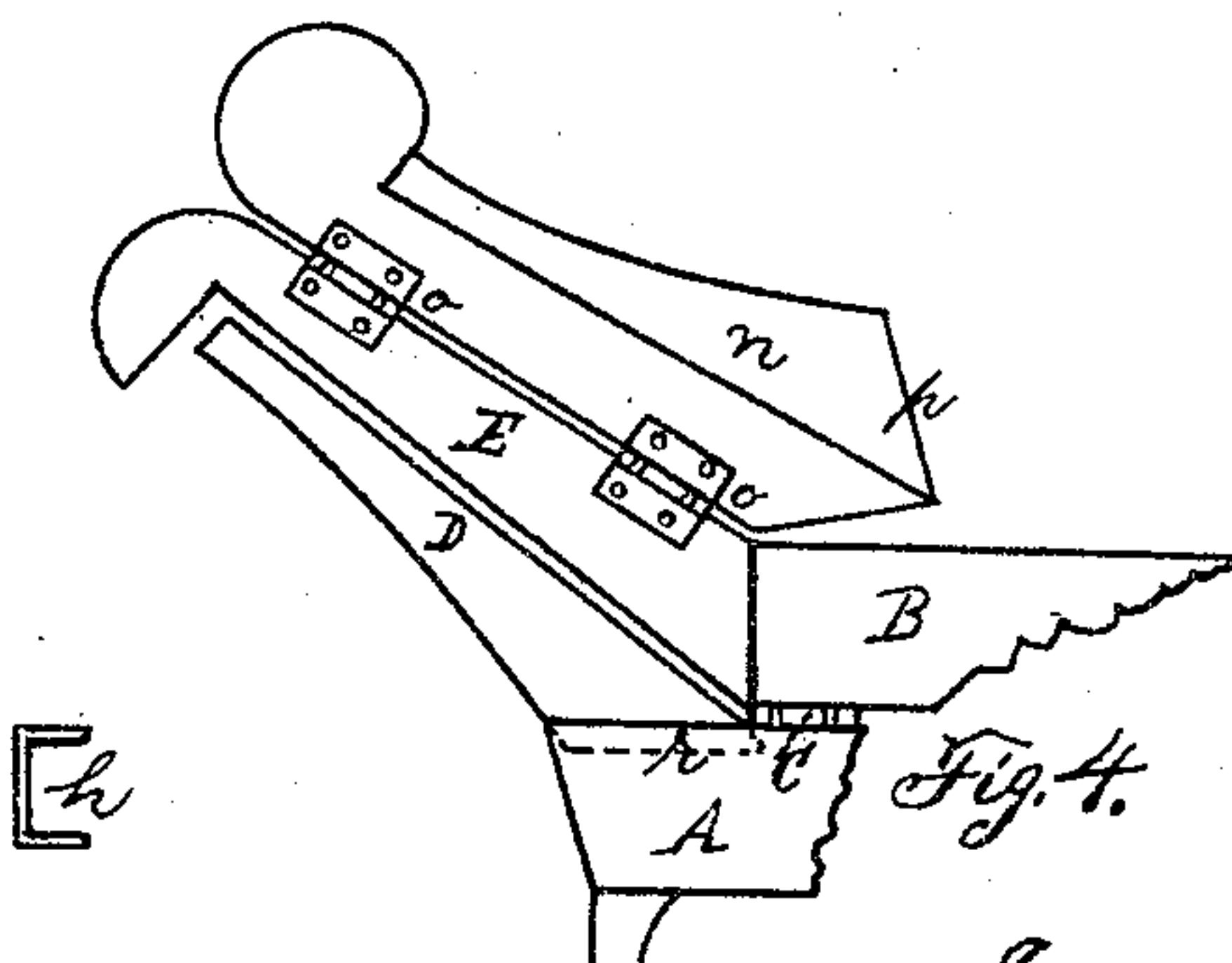
*Fig. 1.*



*Fig. 2.*



*Fig. 3.*



*Fig. 4.*

Witnesses:  
Frank H. Jordan  
Edgar Brown

Inventor:  
Enoch Lord  
By his atty.  
William Henry Clifford

# UNITED STATES PATENT OFFICE.

ENOCH LORD, OF PORTLAND, MAINE.

## IMPROVEMENT IN SOFA-BEDSTEADS.

Specification forming part of Letters Patent No. **145,741**, dated December 23, 1873; application filed September 11, 1873.

*To all whom it may concern:*

Be it known that I, ENOCH LORD, of Portland, in the county of Cumberland and State of Maine, have invented certain new and useful Improvements in Sofa-Bedsteads; and I do hereby declare that the following is a full, clear, and exact description thereof, that will enable others skilled in the art to which it appertains to make and use the same, reference being had to the accompanying drawings and to the letters of reference marked thereon, which form a part of this specification.

Figure 1 shows a top plan; Fig. 2, a side elevation; Fig. 3, an end view; Fig. 4, a detail elevation, parts broken away, the piece *n* being thrown upward to illustrate its shape and connection with the head-piece E.

Same letters show like parts.

My invention relates to certain improvements in sofa-beds, of which the following is a description, as well as of those parts of the structure not claimed by me.

As is common to other articles of this kind now in use, my invention is composed of two frames, A and B. A represents what I will call the "fixed frame;" B, the movable one, or the one which turns or opens off and closes down on the other. The motions of B are on the hinges C. I do not claim the fixed frame A; neither do I claim, broadly, its movable or rising and falling head-piece D. In this I desire to specify as new the head-piece D, composed of the parts *a b c d*, having the hinges *e* and spring *f*, and operating in combination with the head-piece E of the movable frame B, by means of the swinging latch *h*, to form a head-rest for the whole device when used as a bed. The spring *f* imparts elasticity, and readily throws up the head-piece to which it is connected to a level with the head-piece E, when it is stopped by the latch *h*, fitting the hole *i*.

The frame B I do not claim. This frame carries the head-piece E, which, when the sofa-form is used, fits over the head-piece of the fixed frame A, and is kept firm and steady in position by resting against the cleat *k*. This head-piece E is hinged to its frame at *m*. It carries the face or outer piece *n*, hinged to it at *o*. This piece *n* forms the finish to the edge of the arm of the lounge when the parts are

arranged to form that article of furniture. When the movable frame B is lifted off and turned down to form the bed, this piece *n* drops down by its own weight into the position seen in Fig. 3. When the movable frame B is placed over A, so as to form the sofa, the lower edge *p* of the piece *n* rests on the ledge *r*, and thus, in connection with the cleat *k*, forms a complete support for the arm of the sofa. When the parts are arranged to form a bed, the latch *h* is, as before specified, fitted into the hole *i*. This unites the two head-pieces D and E, and thus gives the same elasticity to E that is imparted to D by its spring or springs *f*.

I do not claim by itself the yielding arm or end of the device when formed into a bed, as set forth in patent on a chair to Cyrus Tucker, No. 111,494, January 31, 1871. I do not claim the combination of two sections or the stops and shoulders, when arranged as and for the purposes set out in the patent of J. W. McDonough, No. 116,850, of 1871, on a folding sofa.

When the movable frame is lifted from the fixed one, so as to form the bed, the head part or extension of the movable frame drops down to a horizontal position by its own weight, and, when raised and hooked onto the other portion of the head, receives the elasticity which is imparted to that by its springs.

When folded to form a sofa, the head part drops to its place, and the hinged face, which forms the finish, swings into its place. At this time, also, the ledge *r* and cleat *k* prevent the head portion of the movable frame from sharing the elasticity of the head part of the fixed frame, and holds it rigid, so that the arm of the sofa is unyielding.

What I claim as my invention, and desire to secure by Letters Patent, is—

The combination of the movable frame B, with its head E, hinges *m*, latch *h*, and face-piece *n*, with the fixed frame A and the back of the sofa, which has the ledge *r* and cleat *k*, as herein set forth.

In testimony that I claim the foregoing I have hereunto set my hand this 5th day of September, 1873.

ENOCH LORD.

Witnesses:

EDGAR S. BROWN,  
FRANK H. JORDAN.