

A. HEYER.
Lounges.

No. 145,418.

Patented Dec. 9, 1873.

Fig. 1.

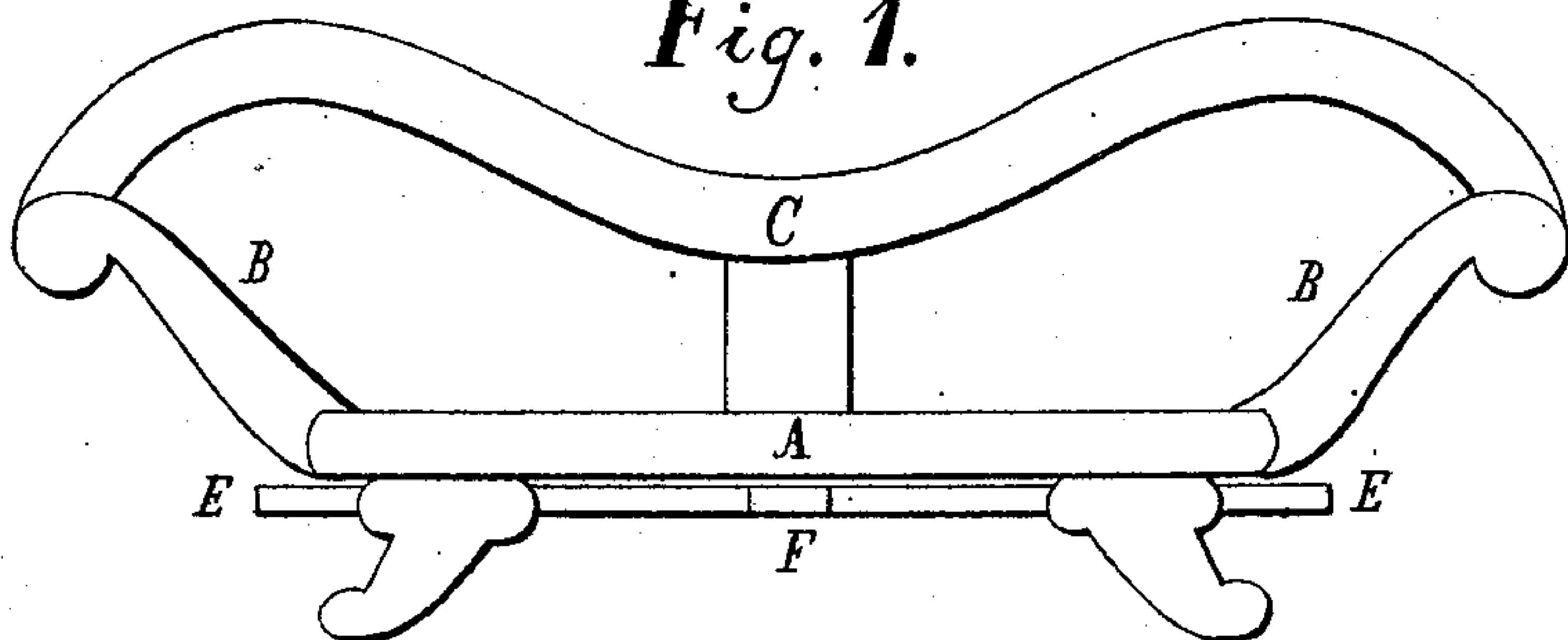


Fig. 2.

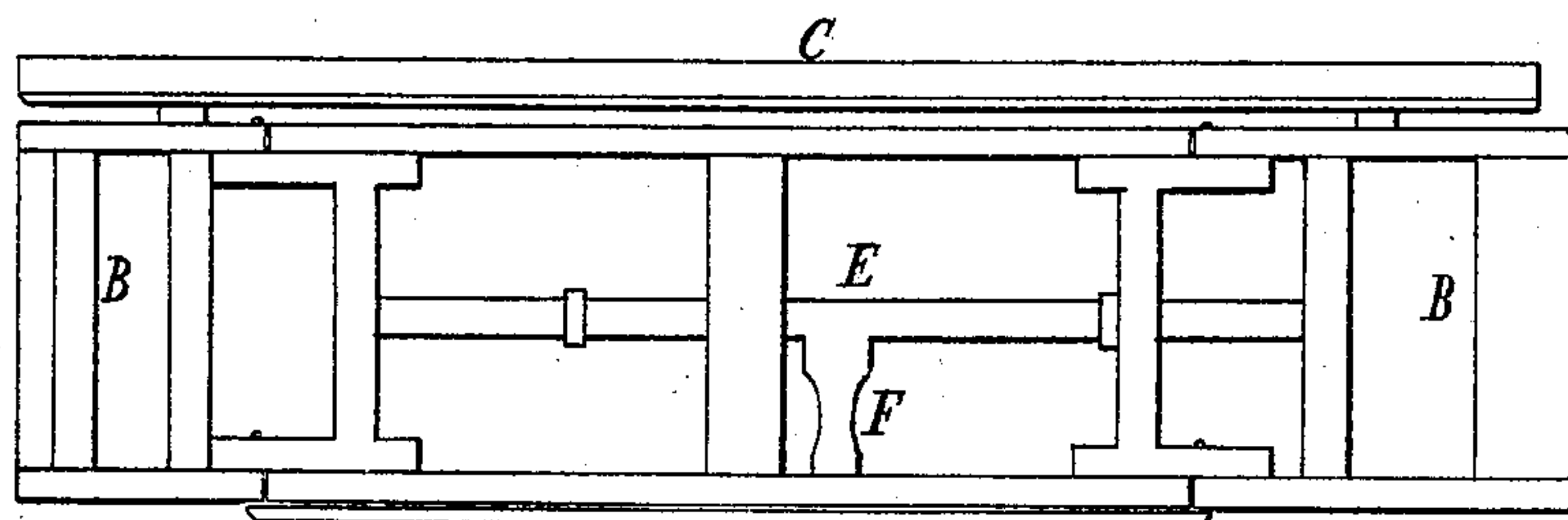
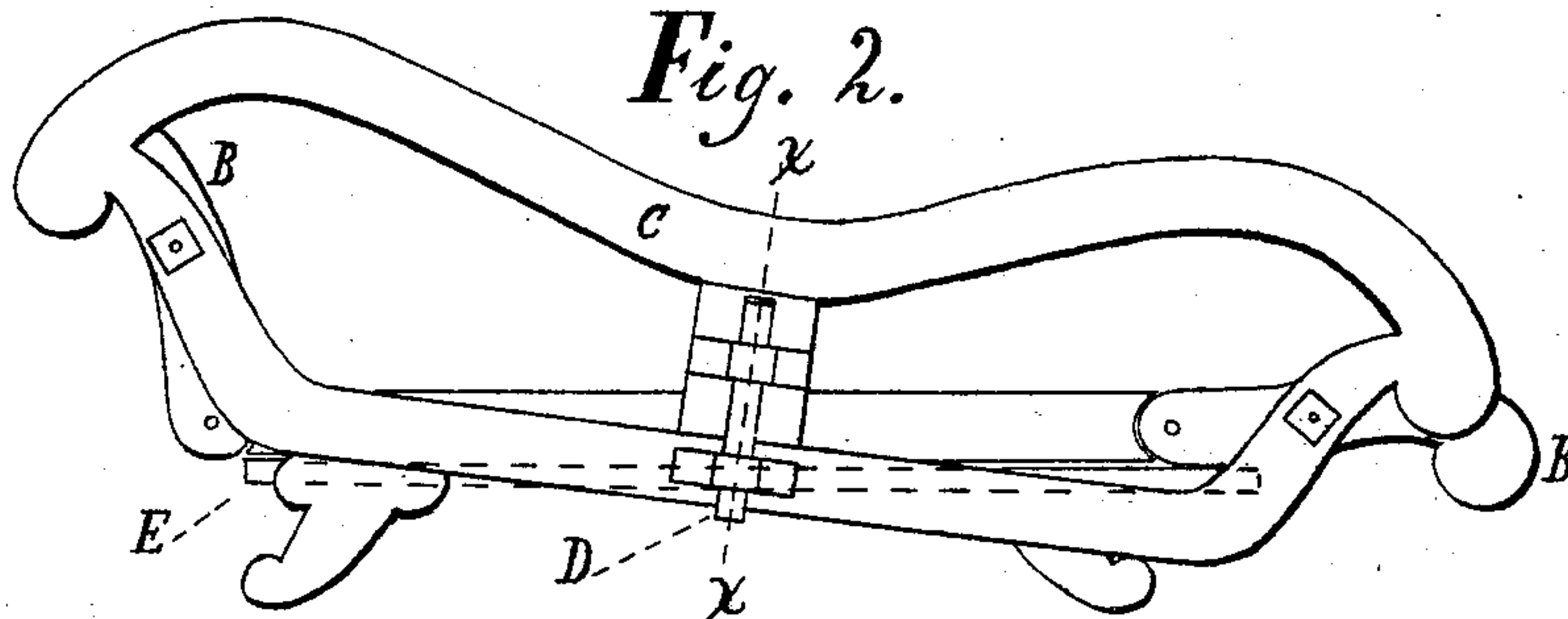


Fig. 3.

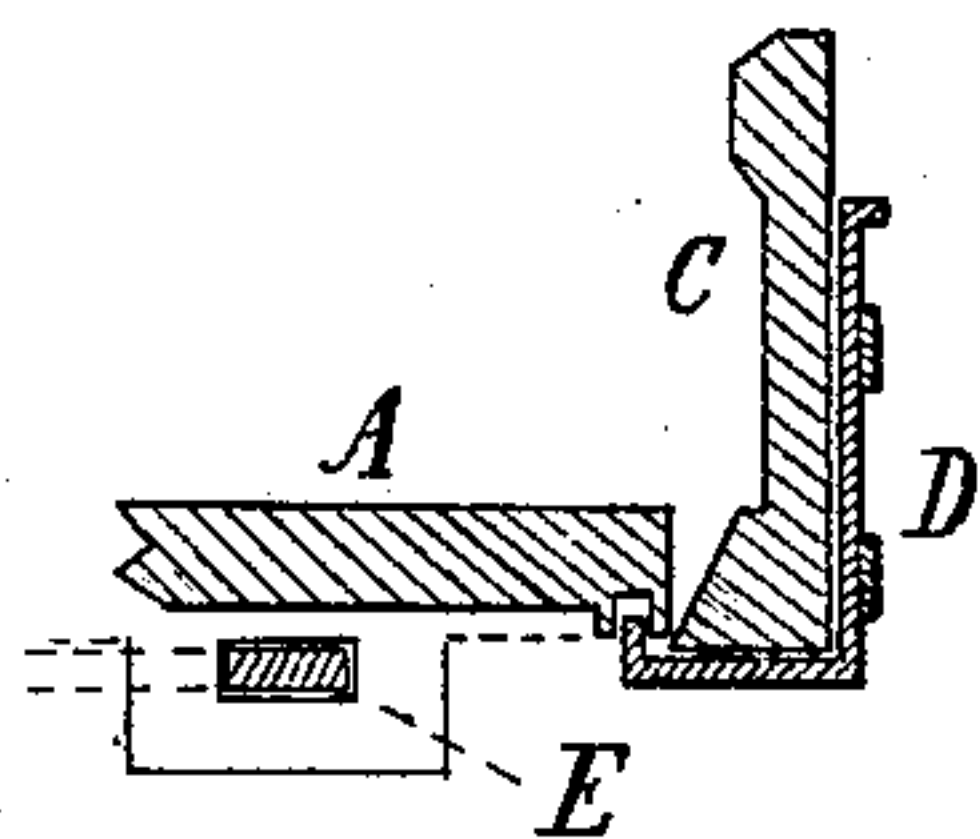


Fig. 4.

Witnesses:

A. P. Grant.

Thos. E. Miederohme.

Inventor:

Alois Heyer,
by John A. Diederichsen
attys.

UNITED STATES PATENT OFFICE.

ALOIS HEYER, OF PHILADELPHIA, PENNSYLVANIA.

IMPROVEMENT IN LOUNGES.

Specification forming part of Letters Patent No. **145,418**, dated December 9, 1873; application filed November 8, 1873.

To all whom it may concern:

Be it known that I, ALOIS HEYER, of the city and county of Philadelphia and State of Pennsylvania, have invented new and useful Improvements in Lounges; and I do hereby declare the following to be a clear and exact description of the nature thereof, sufficient to enable others skilled in the art to which the invention appertains to fully understand, make, and use the same, reference being had to the accompanying drawings making a part of this specification, in which—

Figure 1 is a front view of the device embodying my invention. Fig. 2 is a rear view thereof, showing the operation. Fig. 3 is a top view. Fig. 4 is a vertical section of a portion thereof in line *x x*, Fig. 2.

Similar letters of reference indicate corresponding parts in the several figures.

This invention consists in hinging the arm or head rests to the body of the lounge, and to the back thereof, whereby a right or left handed lounge may be formed. It also consists in a slide, which is adapted to support the rest, which is lowered. It further consists in a fastening so arranged that when both rests are elevated the hinged parts may be locked, and the lounge have the service of an ordinary sofa.

Referring to the drawings, A represents the body of a lounge, having at each end an arm or head rest, B, hinged thereto. C represents the back, which is hinged or jointed to the end rests B, and carries a catch, D, which is arranged vertically on said back, and adapted to engage with the rear of the body. On the under side of the body A there is mounted a slide, E, which has a longitudinal motion, and is adapted to come beneath either of the end rests B.

It will be noticed that the attachment of the back to the body of the lounge is by means of the end rests, which are jointed to the body of the lounge, and to which the back is jointed, as has been stated.

When a right-handed lounge is required, the slide E is moved toward the left of the lounge. The catch D is released from the body, and the rest on the left side is then depressed or swung down. In this movement the left-hand

side of the back C moves down with the connected rest, and the latter comes in contact with the slide E, and is supported thereon. Thus the left-hand rest and the body of the lounge are in line with each other, and form a continuous resting-surface, after the manner of an ordinary lounge. The portion of the back which is connected to the right-hand rest remains at proper elevation, and does not impair the usefulness of the back.

When a left-hand lounge is required, the slide E is moved to the right and the right-hand end rest depressed, the operation and result being the same as has been stated, excepting that the left-hand rest and connected portion of the back remain elevated, and the extension of the body is by means of the right-hand rest.

When it is desired that both rests are elevated after the manner of a sofa, the catch D is engaged with the body A, and thus the back is held immovable, whereby both end rests remain elevated, and are thus locked in consequence of the locking of the back by the catch D.

The body A, end rests, and back will be upholstered or covered in any well-known and desired manner.

The slide E will be provided with an arm, F, projecting forward or otherwise, for convenient operation of the slide by foot or hand.

Having thus described my invention, what I claim as new, and desire to secure by Letters Patent, is—

1. The end rests B, jointed to the body A, in combination with the back C, jointed to the end rests, substantially as and for the purpose set forth.

2. The slide E, arranged beneath the body A of the lounge, and operating, in combination with the end rests B, as set forth, and for the purpose described.

3. The catch D, in combination with the back C, end rests B, and body A of the lounge, substantially as and for the purpose set forth.

ALOIS HEYER.

Witnesses:

JOHN A. WIEDERSHEIM,
THEO. E. WIEDERSHEIM.