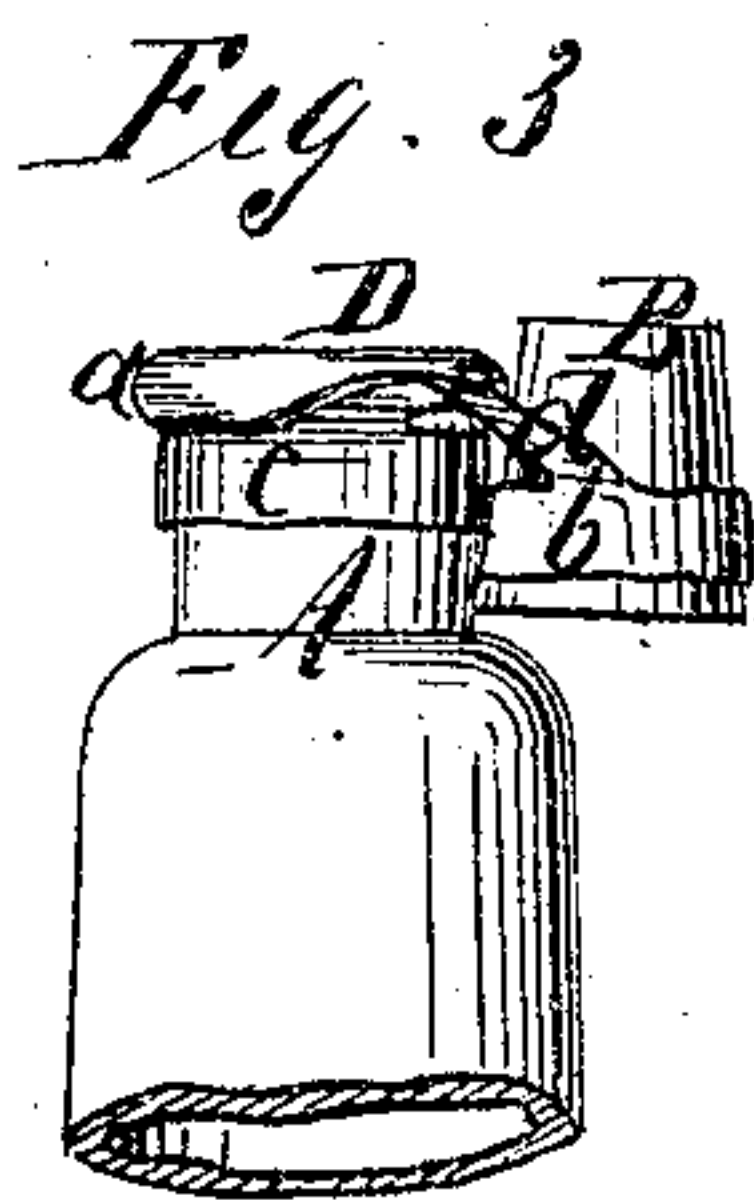
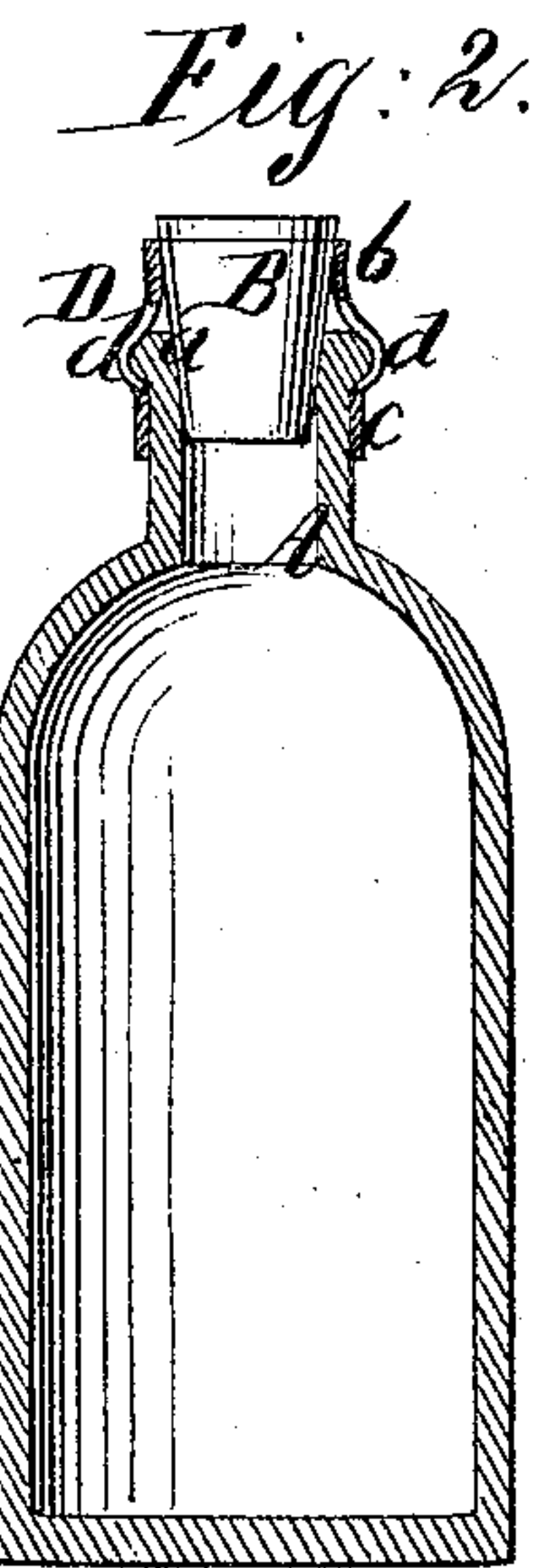
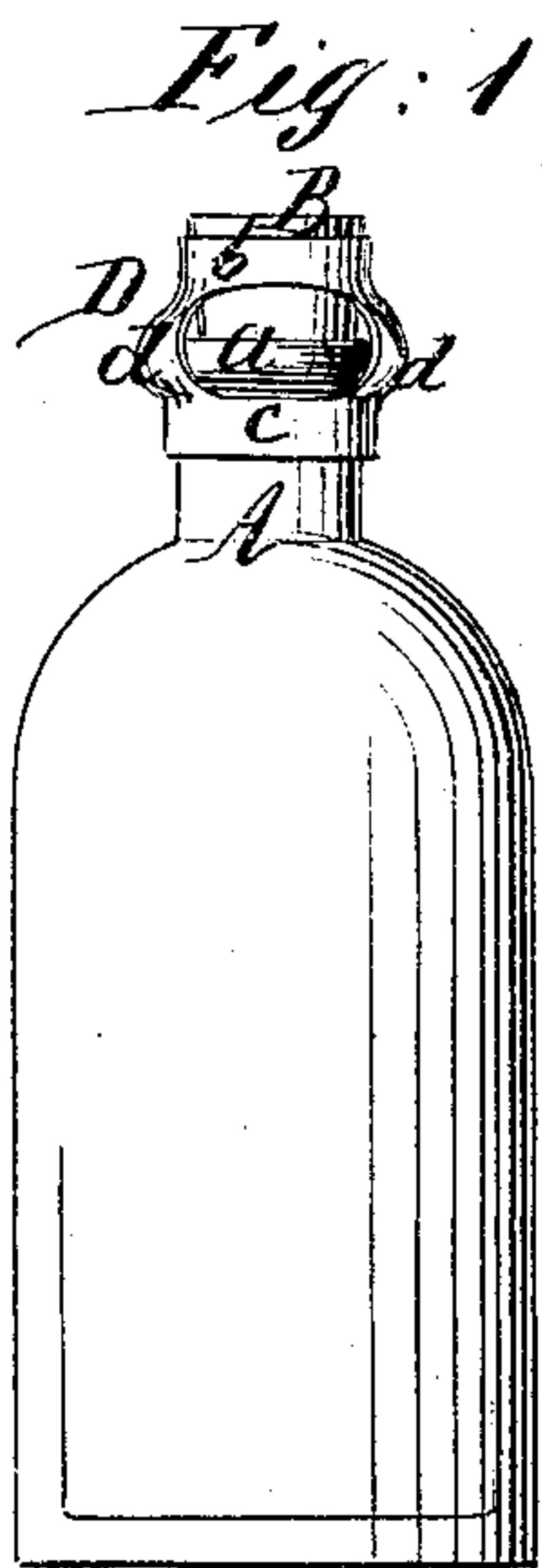


G. H. PLUMMER.  
Cork or Stopper-Holders.

No. 145,235.

Patented Dec. 2, 1873.



Witnesses:  
Ernst Bilhulor.  
Henry Denton

Inventor:  
Granville H. Plummer  
per  
Wm. Santorrod & Haupt  
Attors

# UNITED STATES PATENT OFFICE.

GRANVILLE H. PLUMMER, OF NEW YORK, N. Y.

## IMPROVEMENT IN CORK OR STOPPER HOLDERS.

Specification forming part of Letters Patent No. **145,235**, dated December 2, 1873; application filed November 13, 1873.

*To all whom it may concern:*

Be it known that I, GRANVILLE H. PLUMMER, of the city, county, and State of New York, have invented a new and useful Improvement in Cork or Stopper Holders; and I do hereby declare the following to be a full, clear, and exact description thereof, which will enable those skilled in the art to make and use the same, reference being had to the accompanying drawing forming part of this specification, in which drawing—

Figure 1 is a front view of this invention as applied to a bottle and cork. Fig. 2 is a vertical central section of the same. Fig. 3 is a similar view thereof when the cork is out of the bottle.

Similar letters indicate corresponding parts.

This invention consists in an elastic holder for bottle stoppers or corks, composed of a stopper-retaining clasp and neck-band, which are connected to each other by yielding side straps in such a manner that, by means of said holder, the stopper is retained in position in the mouth of the bottle, and at the same time, when the stopper is withdrawn, it is prevented from being mislaid.

In the drawing, the letter A designates the neck of a bottle, which is provided with a lip, *a*, at its mouth, as usual, and B designates a stopper, of cork, glass, or other material, which is retained in said mouth of the bottle

by means of the holder D. Said holder is made of india-rubber, being formed in a suitable mold, and it consists of a clasp, *b*, that embraces the stopper B, and a band or tie, *c*, that embraces the neck A below the lip *a*, the two parts *b* and *c* being connected to each other by side straps *d d*. By these straps an opening is formed in the opposite sides of the holder D, through which opening the stopper is allowed to protrude when it is removed from the bottle. When thus removed the stopper B can be thrown over, and is retained on either side of the neck A, as shown in Fig. 3, and free access can be had to the contents of the bottle.

My holder is adapted for bottles of any size or description, and is of great advantage on account of its extreme cheapness and durability.

What I claim as new, and desire to secure by Letters Patent, is—

An elastic holder for bottle-stoppers composed of a retaining-clasp, *b*, and neck-band *c*, which are connected to each other by side straps *d d*, all arranged and operating substantially as herein described.

GRANVILLE H. PLUMMER.

Witnesses:

W. HAUFF,  
CHAS. WAHLERS.